



RG-1 Reference Record Player | Reference Tonearm  
STAGE-1 Reference Isolation Platform  
STAND-1 Reference Equipment Support



The Real Deal

# The Real Deal

---

**RG-1** Reference Record Player | **Reference** Tonearm  
**STAGE-1** Reference Isolation Platform  
**STAND-1** Reference Equipment Support

This is probably the world's first complete reference vinyl record playing system bringing musical experience from vinyl closest to the original recording - master tape or the high resolution digital file.

The authority, sheer musical portrayal of the performance, accuracy, detail, the darkest of backgrounds and lifelike dynamics experienced is second to none.

STAGE-1 & STAND-1 are the extension of the RG-1 Record Player | Reference Tonearm combination making a complete vinyl replay system that is almost impervious to what it is supported on.

Note that it isn't just isolation of the record player that is important. It is how that isolation impacts on the internal 'suspension' of the record player. When a system with several degrees of freedom is introduced in a record player, the integrity of that system working in sympathy with the record player becomes paramount in ensuring faithful musical reproduction.

Almost any type of 'foreign' isolation system used with a high performance record player will have severe consequences resulting in loss of dynamics, clarity, detail timing and musicality. That is exactly why the Vertere Reference Record Player System has been designed as an entity. Although in situations where there is a solid floor there is no requirement for the STAGE-1 and/or STAND-1, the addition of them would enhance the performance of the record player beyond imaginable.



## STAGE-1


---

The reason being movements and noises that are present in almost any floor. These can be of such low frequency and amplitude that generally go unnoticed.

But not without adverse effect on the music played back!

This Vertere Reference system deals with such movements and noises like no other, providing the tonearm/cartridge/record interface with the calmest environment to do their job.

Experience 'The Real Deal' and enjoy recorded music like never before.



- \* Fully Mechanical Isolation System
- \* Top Plate Level Adjustment
- \* Isolation Filter Frequency Adjustment
- \* 20mm Cast Acrylic Support Chassis
- \* 10mm Anodised Aluminium Alloy/Cast Acrylic Sandwiched Top Plate
- \* Stainless Steel/Cast Acrylic Sandwiched Weight Compensation Disc
- \* Integrated 6mm Nonresonant Clear Cast Acrylic Dust Cover
- \* Anodised Aluminium Alloy Adjustable Support Foot
- \* LED Illumination System & Power Supply

# STAGE-1

---

## Fully Mechanical Isolation & 'Grounding' System

STAGE-1 internals consist of a complex mechanical system allowing several degrees of freedom which supports the Aluminium Alloy/Cast Acrylic sandwiched top plate.

The main, undamped, vertical motion frequency can be adjusted down to almost **0.5 Hz** to provide filtering of unwanted vibrations above this frequency. The result is an undisturbed support, as close to a perfect 'ground' as possible for the top plate that the record player sits on.



There are also several soft silicone strips, 8 torsional frequency adjusting metal columns plus level and frequency adjusting 'springs' to ensure that the platform moves, in all directions, in full harmony with record player's internal decoupling and isolation system.

As stated above, simply isolating 'large' floor movements that cause feed-back and stylus jumping is not and should not be our objective.

The system should also eliminate 'small microscopic' movements that are present in the ground, floor and the structure of the building.

This task should be achieved without affecting the record player's ability to extract information from the groove. So the replay of music is with integrity and without loss of timing, musicality or dynamics.

The STAGE-1 Reference Isolation Platform is an extension of the record player and enhances its performance.



# Preliminary Information

---

## STAND-1 Reference Equipment Support

---

### ISO-SHELF

The Iso-shelf can be used on its own to provide an elegant support/platform for audio equipment such as a record player, CD player, DAC or an amplifier for example. The Iso-shelf comes with x8 special compliance silicone Iso-balls which are then placed under the shelf to provide the isolation. It is important to note that where and how many iso-balls to use depends on the overall weight and weight distribution of the unit. For example if the equipment has one side much heavier then you could either shift the iso-ball cluster more to that side or simply use less on the lighter side - see below.



# Preliminary Information

---



## STAND-1 Reference Equipment Support

---

### Building up STAND-1

The 'smallest' STAND-1 would consist of one Main Shelf with Top Fixing Bolt set, Pillar 'A' set and Support Foot set.

NOTE: Any Main shelf can be used with or without an Iso-shelf - see below.



# Preliminary Information



---

## STAND-1 Reference Equipment Support

---

### Building up STAND-1

Next step would be to build on by adding more shelves. Use the chart to establish which pillar sets to use to achieve the desired gap between the shelves. Below shows how this is done. Note that different pillar combinations will provide the gap required. Also with every Main shelf an Iso-shelf can provide the necessary isolation. And finally, the addition of Cable Clamp Brackets will isolate the connecting cables.




# Preliminary Information


## STAND-1 Reference Equipment Support

### Building up STAND-1

Below shows the addition of the Cable Clamp Bracket to the Main shelf. These Cable Clamp Brackets are equipped with LED lighting that link together and when activated will illuminate through the Iso-shelf and provide a back lighting that also assists connection when viewing the back panel of the equipment.



Below shows how the addition of a Pillar 'A' set increases the clearance between the shelves - **Pillar 'A'** for an additional **63mm** or **Pillar 'B'** for an additional **138mm**.

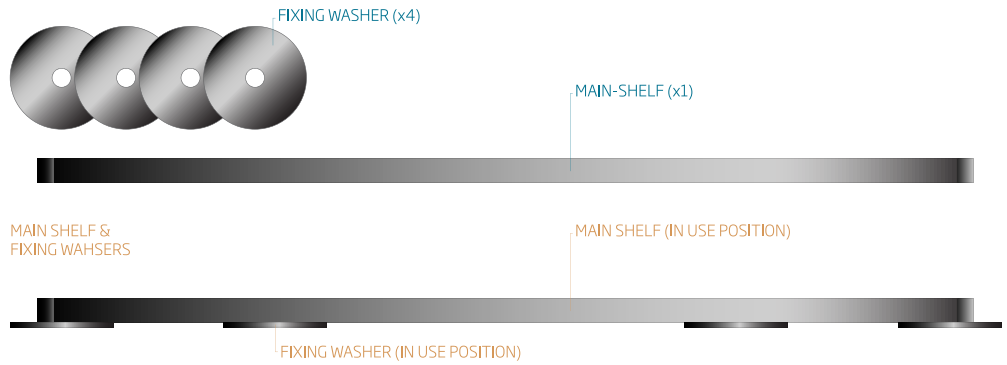


\* See assembly charts for assistance

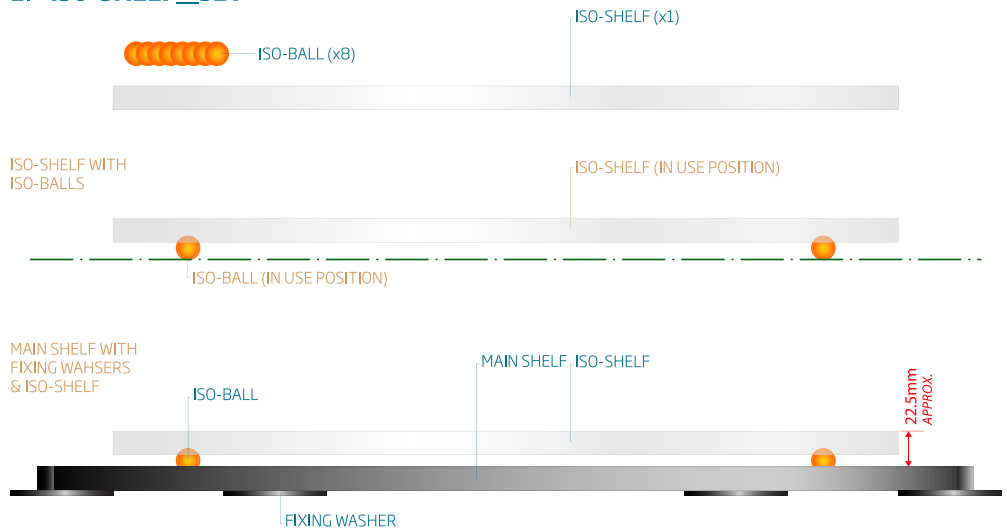


# STAND-1 Reference Equipment Support | Component Breakdown

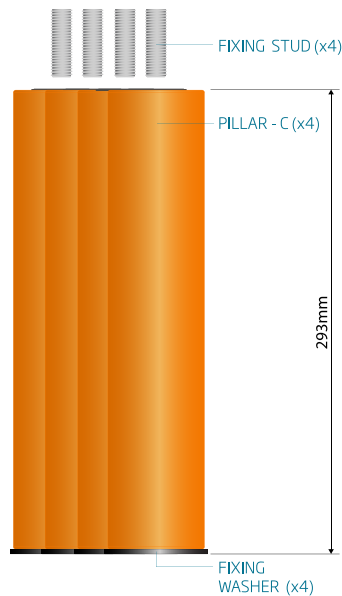
## 1. MAIN SHELF\_SET



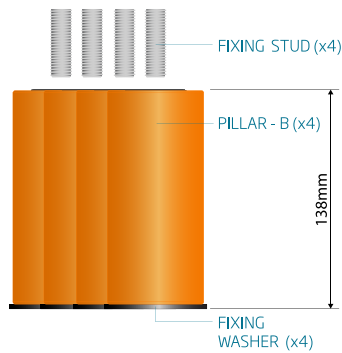
## 2. ISO-SHELF\_SET



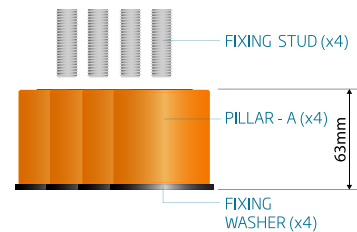
## 3. PILLAR 'C'\_SET



## 4. PILLAR 'B'\_SET



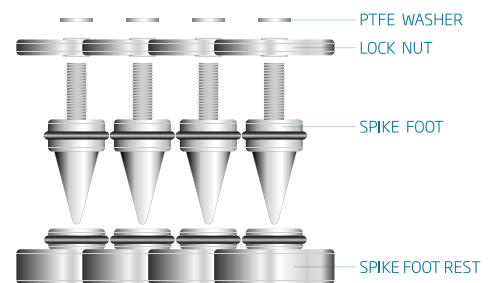
## 5. PILLAR 'A'\_SET



## 6. TOP SHELF FIXING BOLT\_SET

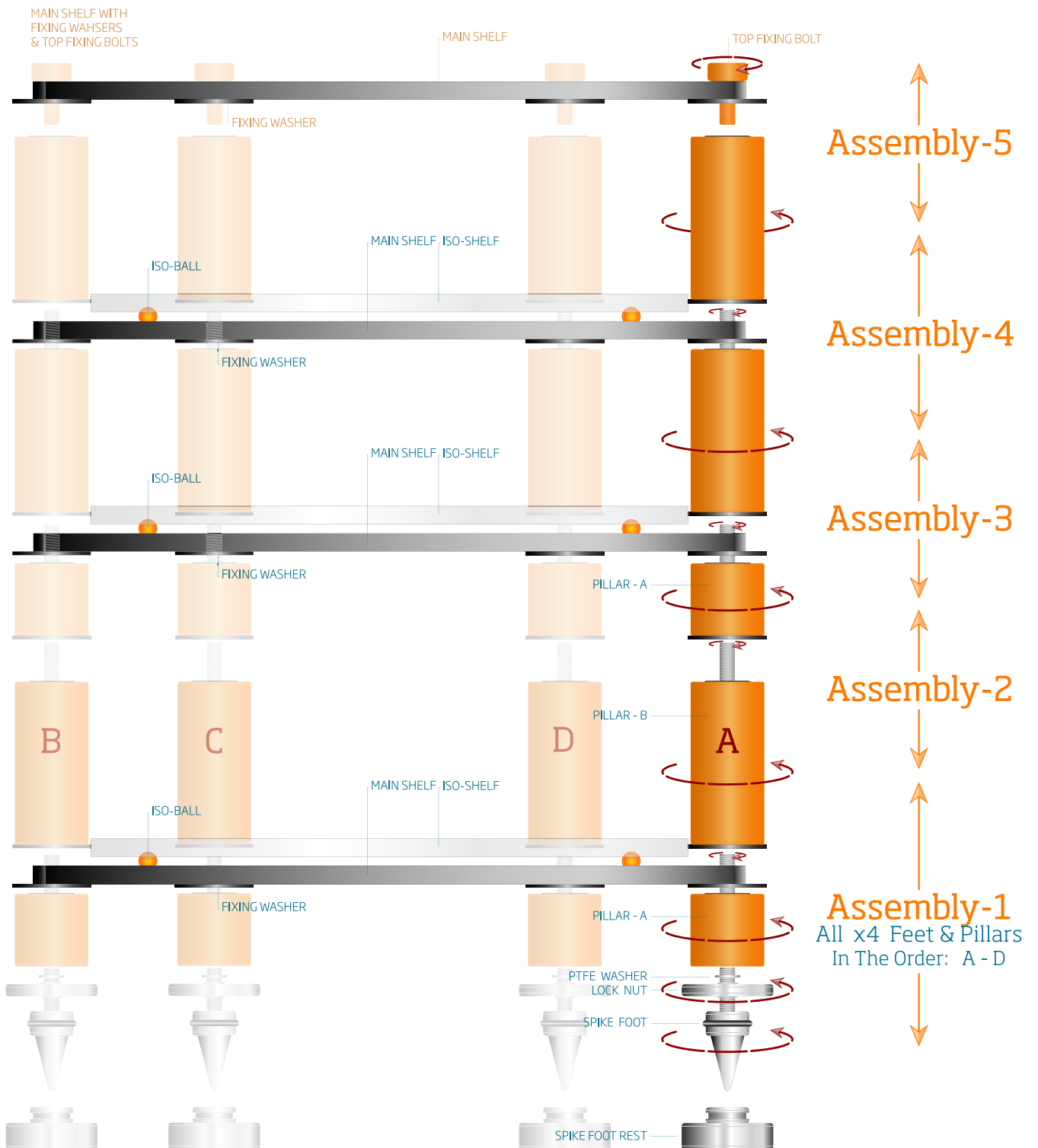


## 7. SPIKE FOOT\_SET

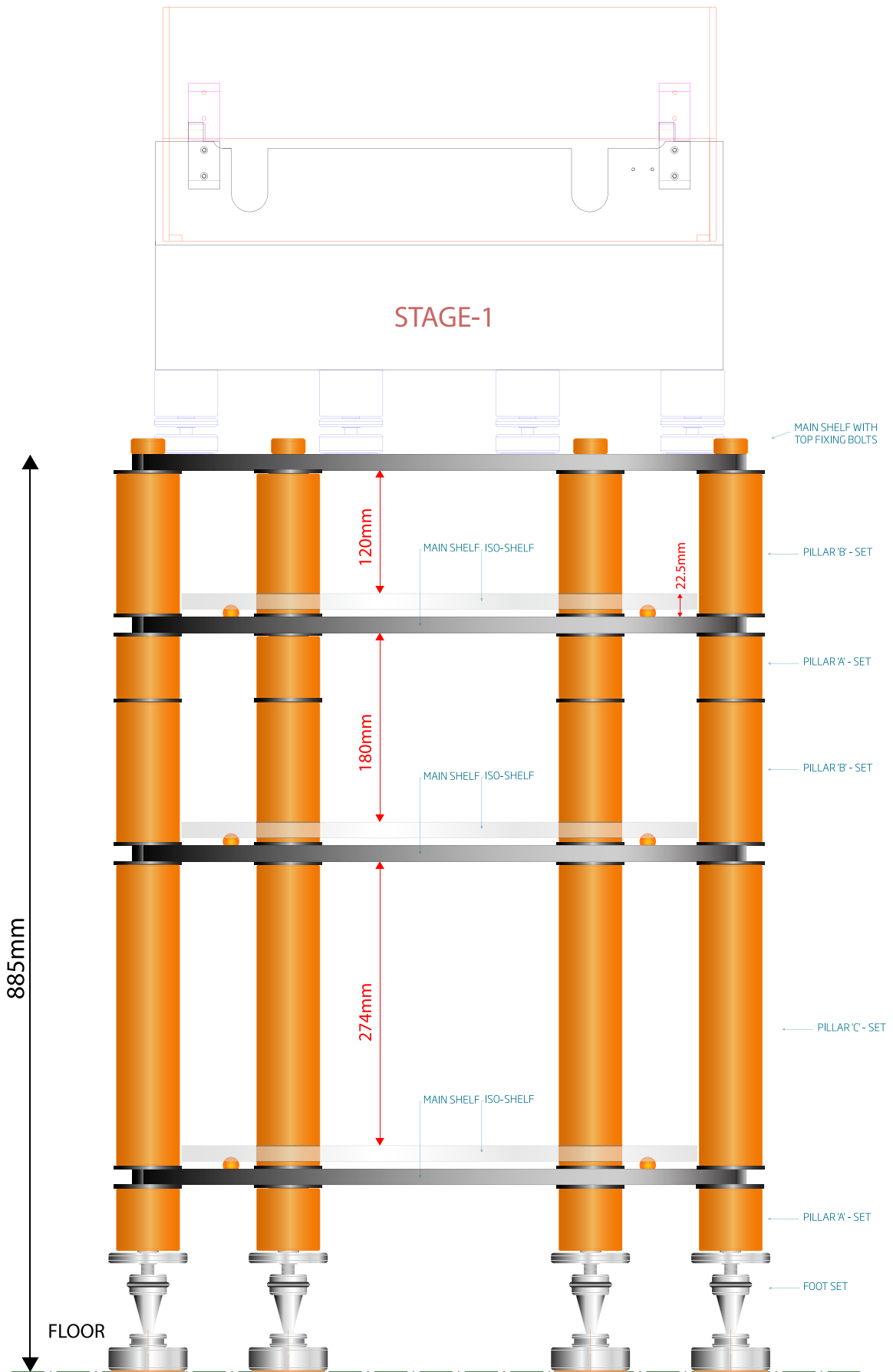


## STAND-1 Reference Equipment Support | General Assembly

- \* Start from the bottom shelf up.
- \* Assemble one of the front foot-set & pillar.
- \* Move onto the other front and then the back ones.
- \* With the support now standing upright follow through as shown below.
- \* Ensure you have the iso-shelf in place as you go through the assembly.
- \* Make sure the pillar washers are in place and that the pillar 'O'rings are facing the top.
- \* Carry on until the top shelf where the fixing bolts are used.



## STAND-1 Reference Equipment Support | Example Assembly





VERTERE™

### RECORD PLAYING SYSTEMS

RG-1 Reference Groove Record Player  
SG-1 Super Groove Record Player  
MG-1 Magic Groove Record Player  
DG-1 Dynamic Groove Record Player

### MOTOR DRIVES

RG-1 Reference Motor Drive  
SG-1 MkIII Super Groove Motor Drive

### TONEARMS

Vertere Reference Tonearm **New Gen.**  
SG-1 MkII Tonearm PULSE-HB Internal Wiring  
SG-1 MkII Tonearm Standard PULSE Internal Wiring

### PHONO CARTRIDGES

**Mystic** Moving Coil Cartridge  
**Magneto** Moving Magnet Cartridge

### PHONO PREAMPLIFIER

PHONO-1 MkII

### ANALOGUE INTERCONNECT CABLES

PULSE-HB  
PULSE-R  
PULSE-Redline  
D-Fi  
RCA, XLR Balanced, DIN & 5-Pin Tonearm

### SPEAKER CABLES

PULSE-HB  
PULSE-XS Reference  
PULSE-XS  
PULSE-XminiS  
D-Fi  
7mm, 4mm Banana & Spade - Single Ended Or Bridged Balanced

### DIGITAL INTERCONNECT CABLES

PULSE-HB  
PULSE-R  
D-Fi  
USB TypeA, TypeB, Mini, Micro, Ethernet RJ45  
COAX-75 Ohm RCA & BNC, AES/EBU Balanced XLR

### MAINS POWER CABLES & DISTRIBUTION

PULSE-HB & HB MAINS DISTRIBUTION BLOCK  
PULSE-Redline  
UK, EU, US: IEC & IEC 20A

### RECORD PLAYER SUPPORT

STAGE-1 REFERENCE ISOLATION PLATFORM

### EQUIPMENT SUPPORT

STAND-1 REFERENCE EQUIPMENT SUPPORT



5 Oliver Business Park Oliver Road London NW10 7JB UK  
T +44 (0)20 3176 4888 E info@vertereacoustics.com

vertereacoustics.com

Printed In England

All specifications are liable to change without prior notice. E & OE