



Lunch & Learn

Pathways to Student Success



WED, March 27th
Decision Day & ECAP

Welcome!

A desert landscape with mountains in the background and yucca plants in the foreground. The mountains are rugged and rocky, with some peaks illuminated by warm, golden light. The foreground is filled with several large yucca plants with long, spiky leaves. The sky is a mix of blue and orange, suggesting a sunset or sunrise.

Agenda:

- Announcements - Graciela & Dr. Murphy
- FAFSA Updates - Julie Sainz
- Decision Day - Roxanne Dewyer-Murphy
- ECAP By Andrea Glenn and Emily Brown

FAFSA Innovative Player Award, Submit!

FAFSA INNOVATIVE PLAYER AWARD

Is your AZ high school doing amazing work to help students complete their FAFSA and learn about financial aid? Nominate your school via Google Form to let Benji know what you're doing that's innovative and unique. Nominations will be accepted till 4/5/24.



SWIPE TO LEARN MORE



ARIZONA
FAFSA CHALLENGE

THERE WILL BE THREE HIGH SCHOOL WINNERS!

- 1 ABOR will recognize each school winner and will share how they have innovatively navigated FAFSA this year!
- 2 Each of the three high schools will receive an exclusive student scholarship from Ask Benji.
- 3 The student scholarship will consist of an essay contest and one prize for a brand new laptop!

AZREGENTS.EDU

ASKBENJI.ORG




<https://azben.org/nomination>

Ask Benji Update!

Don't forget to submit your school nudges to Benji for April and May!

- Look at [our Benji toolkit](#) to access the nudge form.



Free
FAFSA
Workshop!

APRIL 13, 10-2PM



GET ANSWERS ABOUT...

CREATING YOUR FSA ID

SUBMITTING YOUR FAFSA

FINANCIAL AID QUESTIONS

COLLEGE APP QUESTIONS

Scottsdale Fashion Square

Capital One Café

7014 E Camelback Road, Suite 1459

Reminder to Join!

Become a member of the **Arizona College Access Network (AzCAN)** [here](#) and join a passionate network of professionals working to improve the education outcomes for Arizona students!

As a member of AzCAN, you can register for **College Access Professional (CAP) Training courses** during the 2023-2024 school year at no cost.

[2023-2024 CAP Training courses](#)

[CAP Training course registration](#)



AZ FAFSA TikTok & Instagram Challenge!

Kicks off April 8th for senior students, and ends May 6th

TWO GRAND PRIZES FOR COLLEGE!

**AZ FAFSA
TikTok & Instagram
Challenge**

LIKE



Most Likes on post!



Must post by May 6, 2024 and be an Arizona High school student

Post Must Include:

- ✓ Post a TikTok OR Instagram video w/ why you completed the FAFSA or why FAFSA is important
- ✓ Must tag @BenjiFAFSA and @BeALeader
- ✓ Use #AZFAFSA and azfafsa.org in your post!
- + Get 10 bonus "likes" if you have your parent in your video!



Get creative!

You can compete in either the Instagram OR TikTok category, but not both. Each category has three prizes. The goal is to get the most likes on your post to win!

First Place Prize: \$500
Second Place Prize: University swag bag
Third Place Prize: University swag bag

Explore AZFAFSA.org for more info!



FAFSA Updates

2024-25 Pell Grant \$7,395

Students can make FAFSA corrections & updated to their form in mid-April

Contributors without a Social Security Number (SSN) can now fill out their part of the FAFSA.

Will have to manually input their information

Personal info on the form and FSA ID info must match

FSA ID Creation: Contributors who do not have an SSN and are unable to verify their identity through TransUnion will automatically receive a generated case number.

Arizona College Connect: Update

FAFSA Submission Data as of March 15, 2024

National Average: 32.3%

Arizona 21.4%

Current Cycle: **21,530**

Previous Cycle: **32,373**

Difference: **-10,84**

% Change: **-33.5%**

Ranked 49th in FAFSA completion

Finish Line to the FAFSA

Statewide FAFSA Campaign to encourage FAFSA Completion
Arizona FAFSA Coalition, Arizona Governor's Office and Arizona Board of Regents Partnership
Will run through April 2024

Statewide FAFSA resources, and supports (Virtual and in person)

Weekly newsletter updates

<https://collegereadyaz.com/fafsa/>

Arizona FAFSA Challenge Awards to highlight high schools

- Targeted Audience
 - Title I High schools
 - 7k High School seniors
 - College Fair
 - Celebrating Students
 - Keynote Speakers
 - Artist Performance
-
- Encourage Schools to RSVP!

<https://collegereadyaz.com/decision-day/>

El Valle Puede Celebration

Phoenix Suns/Phoenix Mercury Foundation and Helios Education Foundation present El Valle Puede Celebration to tip-off 2024 Arizona Decision Day and celebrate the work students put in to graduating from high school and taking steps to future success!

MON | APR 8 | 9AM-12PM

Footprint Center, 201 E. Jefferson St. Phoenix AZ. 85004

The event will feature special guest speakers, resources, and a special performance.

RSVP today!



After High School...

What was your path after high school?

- Did you attend college? If so, where?
- Did you begin your career? If so, where?



College & Career Decision Process

- If I had chosen a different college, I might have...
- If I had known about X resource, I would have...

College & Career Decision Process

- If I had chosen a different college, I might have...
- If I had known about X resource, I would have...



College & Career Decision Process

- Share one dream you have for your students' future success in making college and career decisions.

Decision Day!

Arizona Decision Day is an exciting celebration of our state's high-school graduating class and their choices for college and careers. This may include plans to attend one of Arizona's public universities or a community college, starting an apprenticeship, joining the military or entering the workforce.



Celebrates graduating seniors on or around May 1 for making educational plans beyond high school.

2024 DETAILS COMING SOON



Education and Career Action Plans

Andrea Glenn and Emily Brown

Today's objectives



- Review Resources and Support for ECAPs
- Overview of ECAPs
- See how to submit ECAPs
- **Due date: ECAPs are due by April 30**

Activity

Join at Menti.com and use code 2825 2037

<https://www.menti.com/aly1k2yrdofn>



What word(s) come to mind when you think about ECAPs?

21 responses





ECAP Resources

- **ADE ECAP Website:**
<https://www.azed.gov/ecap/>
 - [My Future AZ Account Request](#)
 - [ECAP at a Glance](#)
 - [State Board of Education Rule on ECAP](#)
 - [ECAP FAQ's](#)
 - [ECAP Compliance Video](#)
 - [EMAC Guidance Document](#)
 - [Sample Implementation Plans](#)



ECAP Related Resources

- **American School Counseling Association:**
<https://schoolcounselor.org/>
- **K-8 Career Literacy Standards:**
<https://www.azed.gov/cte/k-8-career-literacy>
- **Ask Benji- Educator Tool Kit:**
<https://www.askbenji.org/educator-toolkit>
- **AZ College Access Network- Become a Member:**
https://educationforwardaz.formtitan.com/JoinAzCAN_Become_a_Member#/

What is an ECAP?




ECAP is an **ongoing process** that empowers students to create a **meaningful** and **individualized plan** toward a postsecondary pathway.

The ECAP process results in a **student portfolio**.

An ECAP process portfolio has four attributes which should be documented, reviewed and **updated**, at minimum, **annually**.

What is an ECAP?



ECAPs **complement** other individual plans such as an Individual Education Program (IEP) in Special Education or a Program of Study (POS) in Career Technical Education (CTE).

The ECAP process is a **whole-school effort** that includes all students and all school staff. An ECAP does not replace an IEP or a CTE-POS.

ECAP Components



Academic

- Plan coursework
- Document postsecondary goals
- Record academic achievement/ awards

Career

- Explore career opportunities
- Define a career goal
- Explore needed educational requirements to achieve career goal

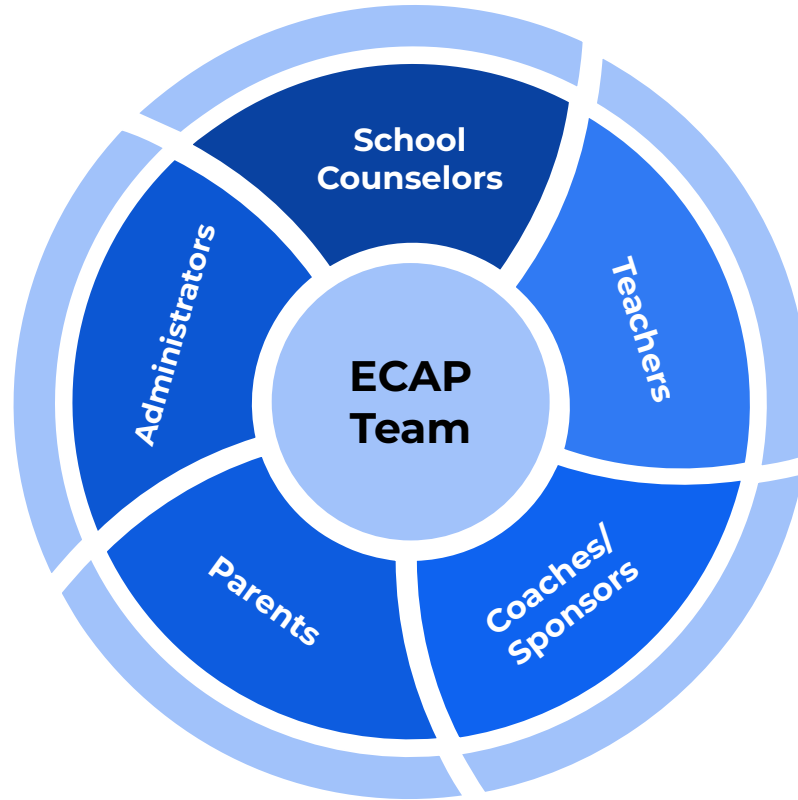
Postsecondary

- Explore admission requirements
- Complete necessary applications
- Explore financial planning

Extracurricular

- Document participation in clubs, organizations, athletics, fine arts, community service, recreational activities, work-related activities, leadership opportunities, and other activities

Who is Involved in ECAPs?



The ECAP process takes collaboration between the school and home.

When everyone understands the student's goals, supporting the student becomes easier and more effective.

The plan must be reviewed with the student and parent annually.

Signatures or acknowledgment of involvement from parent(s)/guardian(s) are an important documentation aspect of a successful Implementation Plan and ECAP.

Who is Involved in ECAPs?



Recommendations for Improving ECAPs

Professional Development

Provide more effective professional development and resources to school counselors

School and Community Wide

Ensure that career advising and development is a school- and community-wide effort

Partnerships

Explore partnerships between secondary and postsecondary institutions to gather more data on existing strategies and implement new strategies as appropriate

Reflect

Examine and improve current career advising and development strategies so that they are part of one broad, cohesive strategy



ECAPs develop the **awareness, knowledge,** and **skills** necessary for students to make informed decisions for maximized lifetime employability in living-wage careers.

ECAPs personalize the education experience; empowering students to align coursework and extracurricular activities with a career pathway that reflects individual interests, skills, and values.

Students are found to transition more seamlessly into postsecondary and workplace requirements when provided with opportunities to identify interests, skills, and strengths and then apply that knowledge to create their own ECAPs.

Why ECAPs?



Every **public high school** in Arizona is required to submit ECAP documentation per R7-2302.05.

This includes public charters.

Although the school board ruling only requires students grades 9 through 12 to complete an ECAP, it is recommended that students are introduced to ECAPs earlier, with 8th grade students having their courses planned out for high school.

Who completes ECAPs?



How do I determine if an ECAP is complete?



It is important to note that ECAPs are **not a checklist**. Every school should have an action plan that is catered to the students the school serves.

The ECAP process ultimately results in a student portfolio. It is the responsibility of the school to provide the student with opportunities to complete activities that will build this portfolio.

ECAPs are due in EMAC by April 30.

Let's test your knowledge!

Is this an ECAP activity?

- Inviting students and their parents/guardians to attend future freshman night

Yes!



Is this an ECAP activity?

- Students taking a pop quiz on Romeo and Juliet in English Class

NO!

Is this an ECAP activity?

- Having your junior class take the ASVAB

YES


Is this an ECAP activity?

- Having all students take an interest assessment



Is this an ECAP activity?

- Inviting only students with D's and F's to stay after school for tutoring



Task 1: School Wide Implementation Plan



As a **school team** create a list of activities for each grade level that you are providing for each of the ECAP components (academic, career, postsecondary, extracurricular).

For each activity **how are you implementing** it? (classroom lesson, field trip, online, advisory, teacher delivery, lunch time, parent communication, website, etc.)

Determine which **ASCA mindsets and behaviors** align with these activities.

Examples



- Future Freshman Night
- College and Career Fair
- Advisory, homeroom, or career exploration class
- School Counselor push-in lessons on college and career readiness
- Sophomores taking Pre-SAT
- Juniors taking ASVAB, ACT
- Course selection
- Interest Assessment
- FAFSA Night
- College field trips

Task 2: Student Sample Plan



- This is only required if your school is **NOT using My Future AZ.**
- Can be anything that showcases the **four ECAP components.**
- Can be a summary print out if you are using a platform other than My Future AZ.
- Should be **student driven.**
- Should show what has been added/updated for **each year.**
- **Students name needs to be removed.**

Examples



- Course plan
- Defined career goal
- Defined postsecondary goal
- Financial aid package
- Interest assessment results
- Resume
- Sample job application
- Awards
- Community service hours log



How to Submit:

Step 1: Make sure the person who is going to upload the documents has an ADE Connect account and is assigned an EMAC user in the system.

The [EMAC guidance document](#) will walk you through these steps if they are not set up in ADE Connect and/or EMAC.

How to Submit:



Step 2: ECAP was assigned to the school and not the district/charter entity, so it will not appear on the district/charter entity dashboard. You will need to assign the monitoring cycle to upload.

Let's take a look in EMAC.

On the district dashboard go to home then select assign monitoring cycle

The screenshot shows the EMAC dashboard interface. At the top, there is a dark blue header with the EMAC logo on the left and navigation links: Home, Task(s) Schedule, Communications, Document Archive, Reports, and Support. On the right side of the header are a notification bell and a user profile icon. Below the header, the main content area is divided into sections. On the left, there is a sidebar for 'Tempe Union High School District (4287)' with tabs for 'My Monitoring Programs' and 'Organization Monitoring Programs', and a 'Fiscal Year : 2023-2024' indicator. The main area is titled 'Dashboard' and features a dropdown menu currently set to 'All Programs'. A 'Reset' button is located to the right of the dropdown. Below the dropdown is a 'My Tasks' section. A dropdown menu is open from the 'Dashboard' title, showing three options: 'Organization Dashboard', 'My Dashboard', and 'Assign Monitoring Cycle'. The 'Assign Monitoring Cycle' option is highlighted with a red rectangular box. To the right of the main content area, there are three buttons for fiscal years: 'FY 2024' (highlighted in dark blue), '2023', and '2022'.




Make sure to select the school (not district) for the organization



Organization User Assignment

 Select the Fiscal Year, Organization, Monitoring Program and Cycle you would like your users to access, then select the Search button. [Learn more.](#)


Fiscal Year

Organization    ▾

Monitoring Program

Cycle

Assignment [Users](#)



Select the user you wish to assign and click on the blue add user

The screenshot displays the EMAC web application interface. At the top left is the EMAC logo. The top navigation bar includes links for Home, Task(s) Schedule, Communications, Document Archive, Reports, and Support, along with notification and user profile icons. The main content area shows a 'Cycle' dropdown menu set to 'ECAP Accountability 23-24'. Below this are 'Search' and 'Clear' buttons. A red-bordered box highlights the 'Users' tab, which contains a text prompt: 'Select the user to add to the monitoring program cycle selected above.' To the right of this prompt is an 'Add User' button. Below the highlighted area is a search bar and a table with columns for 'User', 'Roles', and 'Actions'. The table currently shows '0' items and a 'No items to display' message with a refresh icon.

Step 3: From the district/charter entity dashboard, click on the tab titled “School Schedule on the top blue bar. When the drop down appears, only put in the year and the monitoring program. Take out the dates and then hit search. This will pull up where you can upload the documents.

The screenshot shows the EMAC dashboard interface. At the top, there is a dark blue navigation bar with the EMAC logo on the left and several menu items: Home, Task(s) Schedule, Communications, Document Archive, Reports, and Support. On the right side of the navigation bar are a notification bell icon and a user profile icon. Below the navigation bar, there is a light gray header area with a school building icon and the text 'ule Tasks'. A dropdown menu is open over the 'Task(s) Schedule' menu item, showing four options: 'Organization Schedule', 'My Schedule', 'School Schedule', and 'Calendar'. The 'School Schedule' option is highlighted with a red rectangular border. Below the dropdown menu, there is a search form with the following fields: 'Fiscal Year' (set to 2024), 'School' (set to Corona Del Sol High School (5447)), 'Monitoring Program' (set to ECAP Accountability 23-24), 'Status' (set to All), and 'Date Range' (two empty 'month/day/year' input boxes). A blue 'Search' button is located at the bottom of the search form.

Step 4: Each school must upload the implementation plan for task 1. Each school must upload the student sample for task 2. If your school is a registered user for My Future AZ, you do not have to upload a task for the student sample, just submit with no attachments. When you upload the documents, please make sure you complete all 3 steps: **select file, upload, and then submit for review.**



Corona Del Sol High School (5447)

Data Collection 

Not Started

ECAP Implementation Plan 2024 #140705

Program Area

Academic Standards

Monitor ProgramECAP Accountability
23-24**Cycle**ECAP Accountability
23-24**Fiscal Year**

2024

Assigned On: 7/26/2023**IsOnsite Visit:** ☺**Data Collection Method:** Desktop
Review**Last Modified On:**
4:27:22 PM**Start Date:** 7/1/2024**End Date:** 4/30/2025

Quick Actions

 Bookmark

Staff Assigned

Name	E-Mail	Internal	Type
Emily Brown	Emily.Brown@azed.gov	Yes	Primary

Submission [Resource](#) [Communication](#) [Related Tasks](#) [History](#)

Online Forms

Not Available

Evidence Documents

Not Available

Evidence Documents Uploaded

Not Available





— You can only upload PDF, Microsoft Word, Microsoft Excel, PPT, GIF, JPG, PNG files. Maximum allowed file size is 10MB.



Evidence Documents Uploaded

Not Available

Select files...

 Implementation Plan 2023-2024.docx 11.75 KB	
 Implementation Plan 2023-2024.docx 11.75 KB	

— You can only upload PDF, Microsoft Word, Microsoft Excel, PPT, GIF, JPG, PNG files. Maximum allowed file size is 10MB.

Upload

Submit for Review

1. Select Files

2. Upload

3. Submit



SIGN UP FOR THE SCHOOL
COUNSELOR MONTHLY
NEWSLETTER



ARIZONA DEPARTMENT OF
EDUCATION

Contact Info:



Emily Brown, School Counselor Director
(602) 542-5353
Emily.Brown@azed.gov

Andrea Glenn, Director of Postsecondary
and Community Engagement
(602)364-4799
Andrea.Glenn@azed.gov

Thank you for attending!

You can go to our toolkit and review all past events!

See you all soon...



Lunch & Learn
Pathways to Student Success

Ask Benji AzCAN Education Forward

VIRTUAL EVENTS

Monthly
@11:30 AM - 12:30 PM
Registration Zoom links are attached to each event title, RSVP and share!

WED, AUG 30
4-yr College Programs & Tribal College Updates
11:30 AM - 12:30 PM

WED, SEP 20
TRI U Admission Updates
11:30 AM - 12:30 PM

WED, OCT 25
ABOR's AZ College Connect Updates
11:30 AM - 12:30 PM

WED, NOV 15
Better FAFSA Updates & Resource Kickoff
11:30 AM - 12:30 PM

WED, JAN 17
Better FAFSA "Rest" Practices
11:30 AM - 12:30 PM

WED, FEB 21
Summer Programs (College and University Resources!)
11:30 AM - 12:30 PM

WED, MAR 27
ECAP with AZ Dept. of Education
11:30 AM - 12:30 PM

Dr. Jennifer Murphy and Graciela Nobles, members of the Education Forward Arizona team, hope to create a community of practice by exploring relevant and insightful topics throughout the 2023-24 academic year.

