

# Steps to Specifying Your Custom Built-In Seating

A CORN UPHOLSTERY COMPANY INDUSTRY RESOURCE





## 1.) DEFINE YOUR SPACE AND STYLE

It all starts with determining the dimensions that your built-in seating or banquette will be fitting into. Submitting clear floor plans and schematics is the easiest way to convey your space. Along with your measurements, provide the style of seating for your project. Design inspiration photos help immensely with this step or you can head over to our website where we have many styles available to choose from!

## 2.) WHAT ARE YOUR PREFERRED MATERIALS?

With the space and shape of your seating defined, the focus turns to your custom upholstery material. Choosing the right fabric, vinyl, or leather depends on your budget, environment, and style. A durable vinyl is great for cleaning and high traffic. Designer fabrics and leathers elevate the style and luxury of your custom piece. We encourage COM and COL, but are available to source your material when requested!

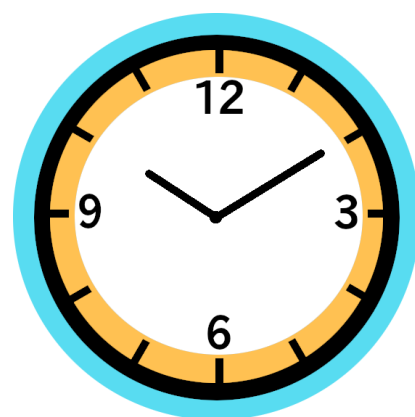


## 3.) ACCENTS AND FINISHES

The art of upholstery allows for many different accents and finishes to take your functional piece of furniture to fabulous! Tufting styles, wood finishes, nail head detailing, intricate seam stitching, leg styling; these are just some of the many ways to accent your custom piece. When specifying your custom seating, be sure not to leave out these stylish details.

## 4.) TIMELINE AND APPROVALS

Your project's success is dependent on meeting your client's expectations and deadlines! With your seating design perfected, it is just as important to plan enough time for production and install. Our custom furniture service averages 1-2 weeks for drawing/engineering and 6-8 weeks for manufacturing. Responding in a timely manner to submittals for approval will keep everything flowing smoothly.



## 5.) FIELD MEASUREMENTS AND INSTALLATION

We offer 360 degree service. When we handle the measuring and installation you can be assured your built-in seating will fit perfectly every time! We have installation experts who work with our project managers and assembly specialists to make sure your furniture installation goes off without a hitch. Just let us know what your project needs call for.

**FOLLOWING THESE STEPS FROM THE BEGINNING WILL HELP YOUR PROJECT GET OFF THE GROUND AND SUCCESSFULLY LAND ON TIME AND ON BUDGET**

Check out all of our offerings and recent projects at [www.cornupholstery.com](http://www.cornupholstery.com)



Follow us on social!



**CORN**  
UPHOLSTERY CO.