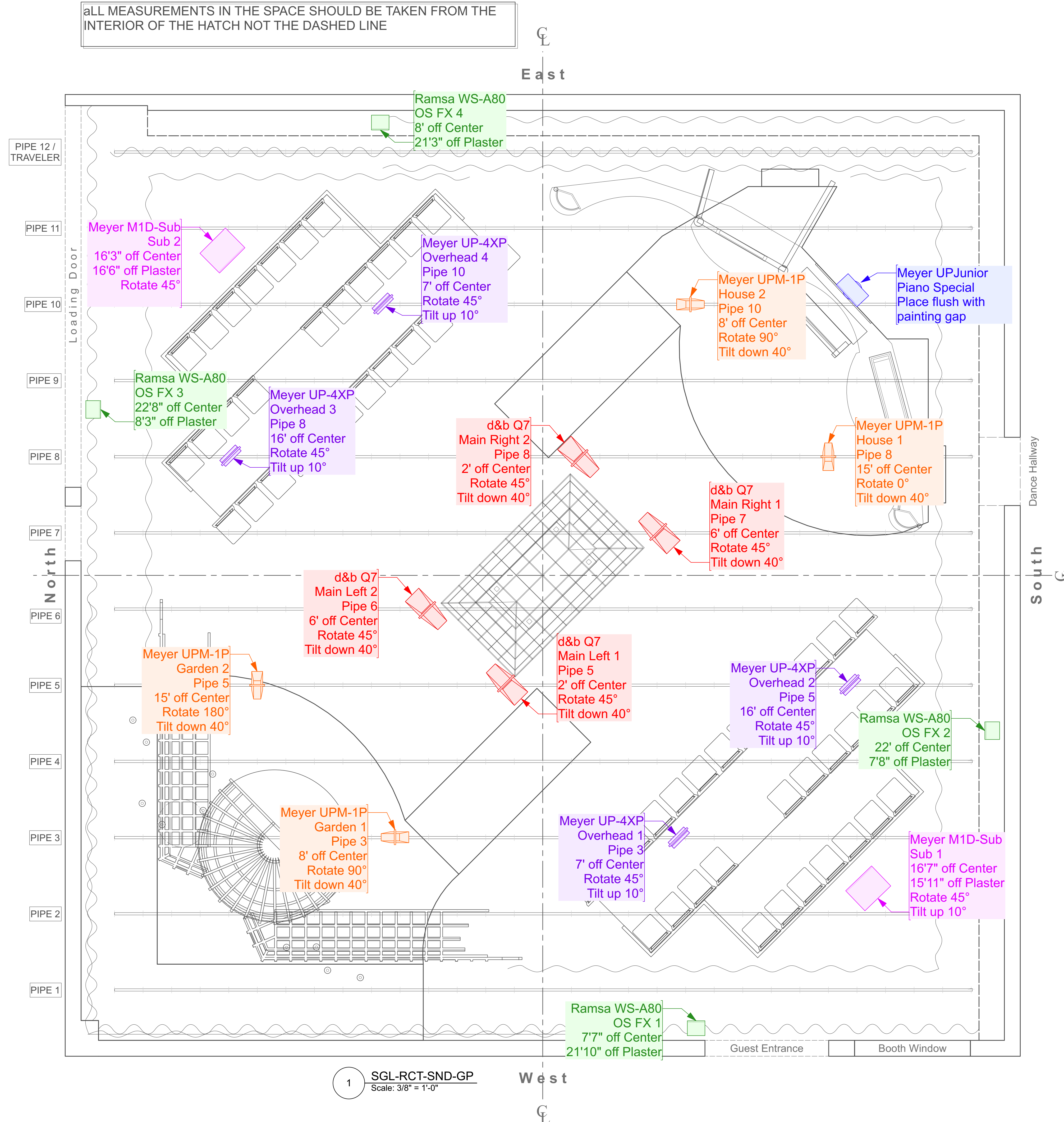


ALL MEASUREMENTS IN THE SPACE SHOULD BE TAKEN FROM THE INTERIOR OF THE HATCH NOT THE DASHED LINE

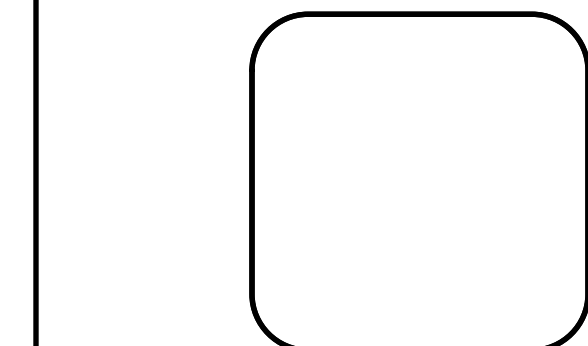


SOUND DESIGNER
 AERIK HARBERT
 aharbert@uci.edu
 443-875-7342

ASSIST. SOUND DESIGNER
 Pan-Pan Gou
 pgou@uci.edu
 949-529-4961

AUDIO SUPERVISOR
 Jeff Polunas
 jpolunas@uci.edu
 951-551-2951

SHOW:
 The Seagull



VENUE:
 Robert Cohen Theater

PRODUCER:
 UCI Dept. of Drama

CREATIVE TEAM:
DIRECTOR
 Summer Session

SCENIC DESIGNER
 Andrea Corona

COSTUME DESIGNER
 Ayrika Johnson

LIGHTING DESIGNER
 Diana Herrera

STAGE MANAGER
 Heather Bennett

SCALE:
 3/8" = 1'-0"

Groundplan

PLATE:
 1 OF 8

REVISION 1 1/17/22

SOUND DESIGNER

AERIK HARBERT
aharbert@uci.edu
443-875-7342

ASSIST. SOUND DESIGNER


Pan-Pan Gou
pgou@uci.edu
949-529-4961

AUDIO SUPERVISOR

Jeff Polunas
jpolunas@uci.edu
951-551-2951

SHOW:

The Seagull



VENUE:

Robert Cohen Theater

PRODUCER:

UCI Dept. of Drama

CREATIVE TEAM:

DIRECTOR
Summer Session

SCENIC DESIGNER
Andrea Corona

COSTUME DESIGNER
Ayrika Johnson

LIGHTING DESIGNER
Diana Herrera

STAGE MANAGER
Heather Bennett

SCALE:

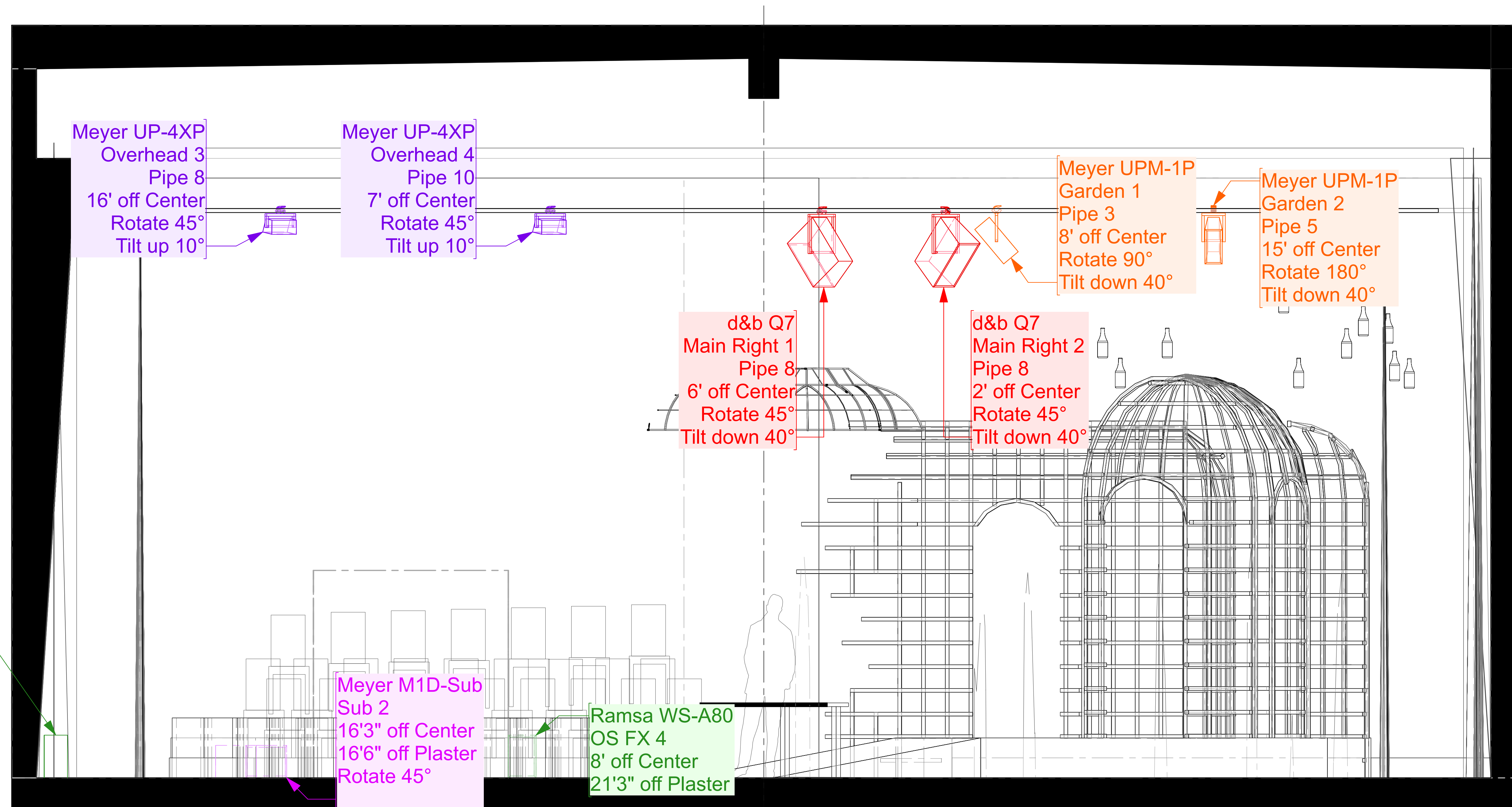
1/2" = 1'-0"

N/S Section

PLATE:

2 OF 8

REVISION 1 1/17/22



1 SGL-RCT-SND-SECT-N/S
Scale: 1/2" = 1'-0"

SOUND DESIGNER

AERIK HARBERT
 aharbert@uci.edu
 443-875-7342

ASSIST. SOUND DESIGNER


Pan-Pan Gou
 pgou@uci.edu
 949-529-4961

AUDIO SUPERVISOR

Jeff Polunas
 jpolunas@uci.edu
 951-551-2951

SHOW:

The Seagull



VENUE:

Robert Cohen Theater

PRODUCER:

UCI Dept. of Drama

CREATIVE TEAM:

DIRECTOR
 Summer Session

SCENIC DESIGNER
 Andrea Corona

COSTUME DESIGNER
 Ayrika Johnson

LIGHTING DESIGNER
 Diana Herrera

STAGE MANAGER
 Heather Bennett

SCALE:

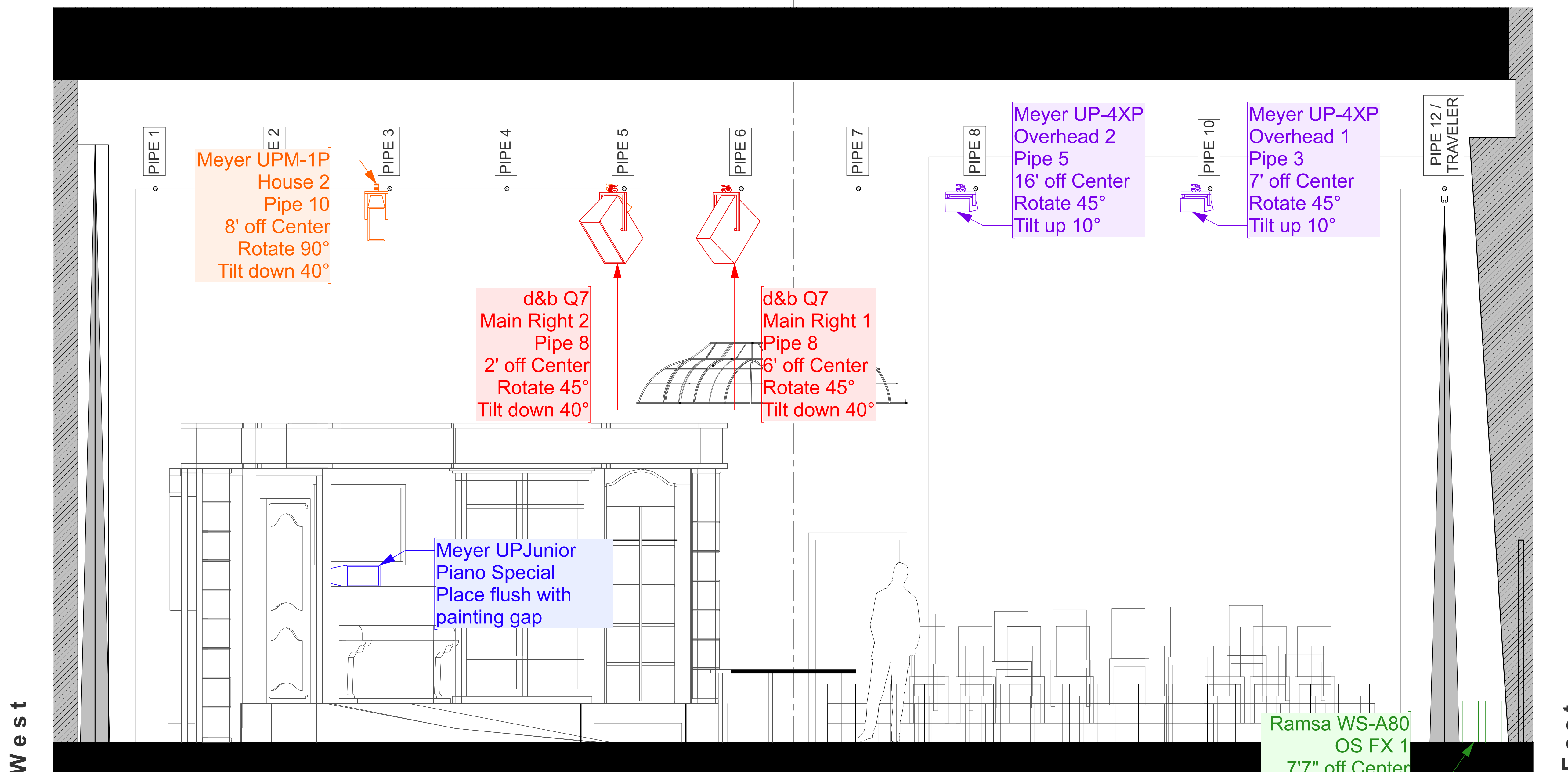
1/2" = 1'-0"

W/E Section

PLATE:

3 OF 8

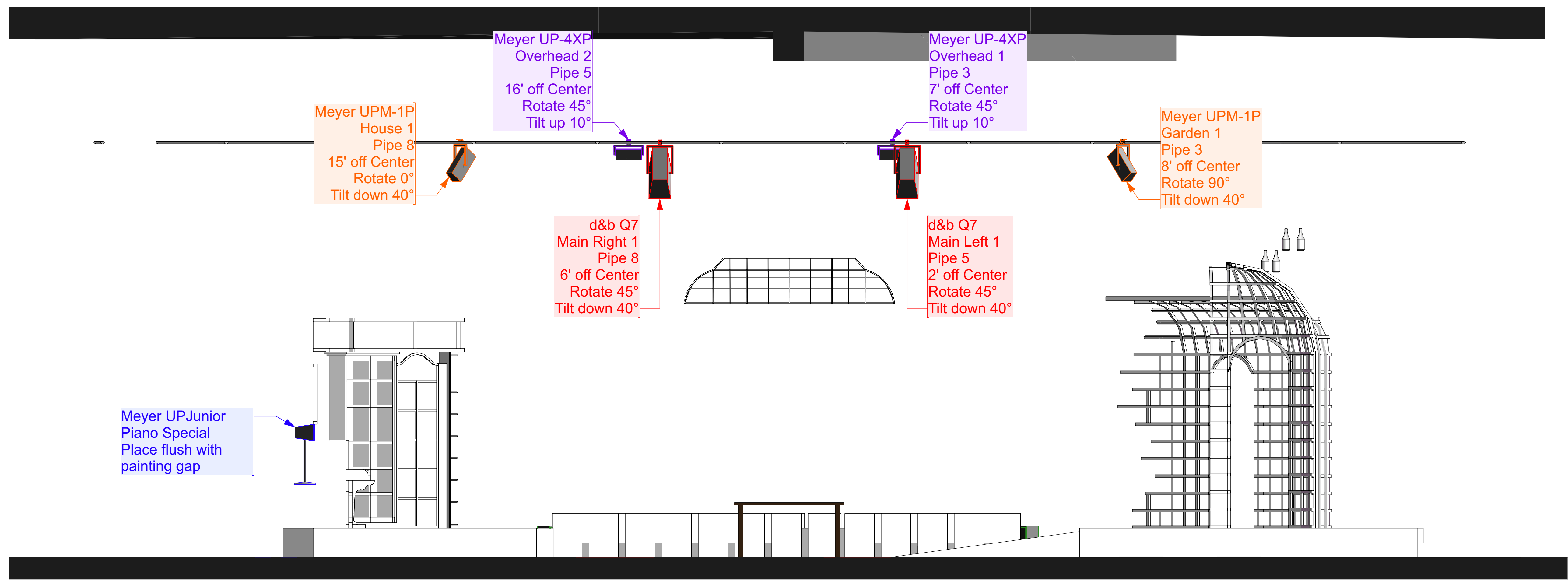
REVISION 1 1/17/22



West

East

3 SGL-RCT-SND-SECT-WE
 Scale: 1/2" = 1'-0"



Meyer UPJunior
Piano Special
Place flush with
painting gap

Meyer UPM-1P
House 1
Pipe 8
15' off Center
Rotate 0°
Tilt down 40°

Meyer UP-4XP
Overhead 2
Pipe 5
16' off Center
Rotate 45°
Tilt up 10°

d&b Q7
Main Right 1
Pipe 8
6' off Center
Rotate 45°
Tilt down 40°

Meyer UP-4XP
Overhead 1
Pipe 3
7' off Center
Rotate 45°
Tilt up 10°

d&b Q7
Main Left 1
Pipe 5
2' off Center
Rotate 45°
Tilt down 40°

Meyer UPM-1P
Garden 1
Pipe 3
8' off Center
Rotate 90°
Tilt down 40°

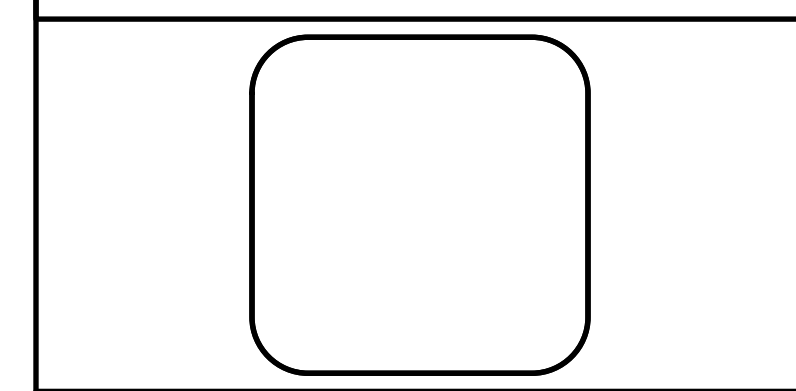
4 SGL-RCT-SND-L2R Diagonal Section
Scale: 3/8" = 1'-0"

SOUND DESIGNER
AERIK HARBERT
aharbert@uci.edu
443-875-7342

ASSIST. SOUND DESIGNER
Pan-Pan Gou
pgou@uci.edu
949-529-4961

AUDIO SUPERVISOR
Jeff Polunas
jpolunas@uci.edu
951-551-2951

SHOW:
The Seagull



VENUE:
Robert Cohen Theater

PRODUCER:
UCI Dept. of Drama

CREATIVE TEAM:

DIRECTOR
Summer Session

SCENIC DESIGNER
Andrea Corona

COSTUME DESIGNER
Ayrika Johnson

LIGHTING DESIGNER
Diana Herrera

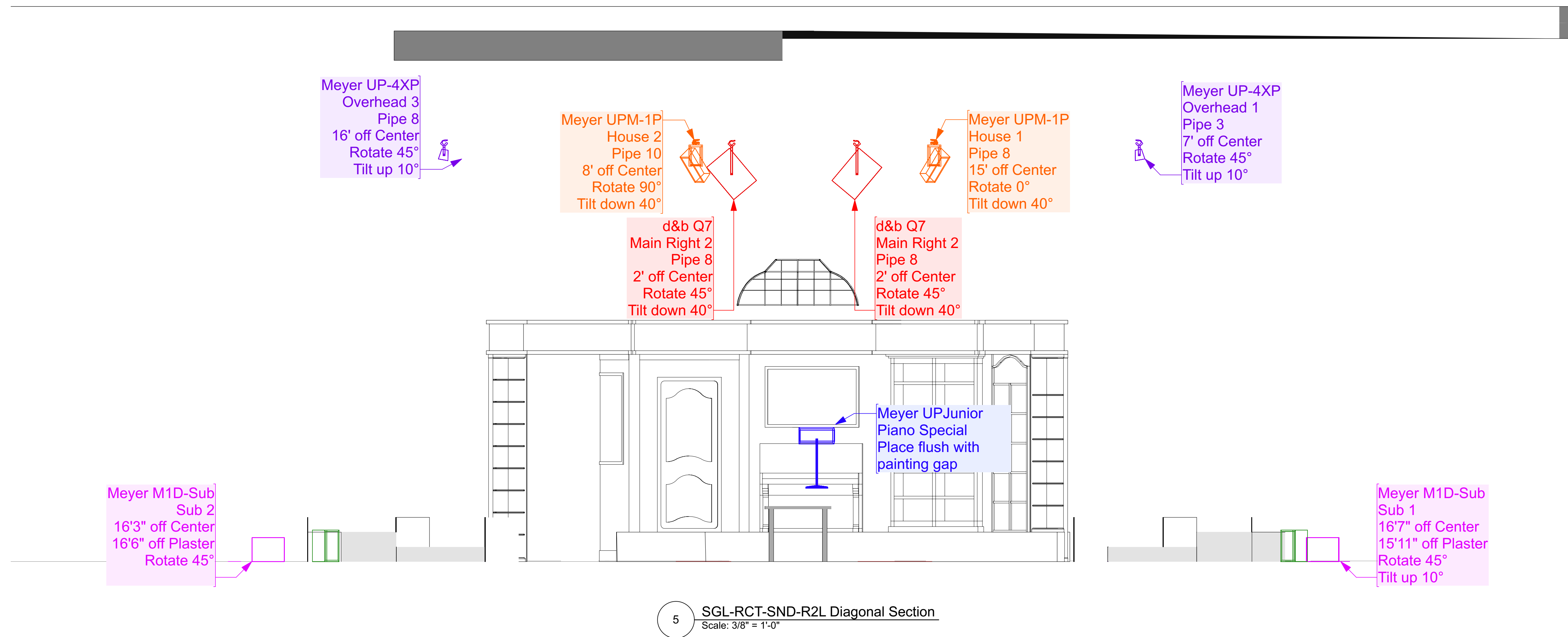
STAGE MANAGER
Heather Bennett

SCALE:
3/8" = 1'-0"

L2R Diagonal Section

PLATE:
4 OF 8

REVISION	1	1/17/22
----------	---	---------




SOUND DESIGNER
 AERIK HARBERT
 aharbert@uci.edu
 443-875-7342

ASSIST. SOUND DESIGNER
 Pan-Pan Gou
 pgou@uci.edu
 949-529-4961

AUDIO SUPERVISOR
 Jeff Polunas
 jpolunas@uci.edu
 951-551-2951

SHOW:

The Seagull



VENUE:

Robert Cohen Theater

PRODUCER:

UCI Dept. of Drama

CREATIVE TEAM:

DIRECTOR
 Summer Session

SCENIC DESIGNER
 Andrea Corona

COSTUME DESIGNER
 Ayrika Johnson

LIGHTING DESIGNER
 Diana Herrera

STAGE MANAGER
 Heather Bennett

SCALE:

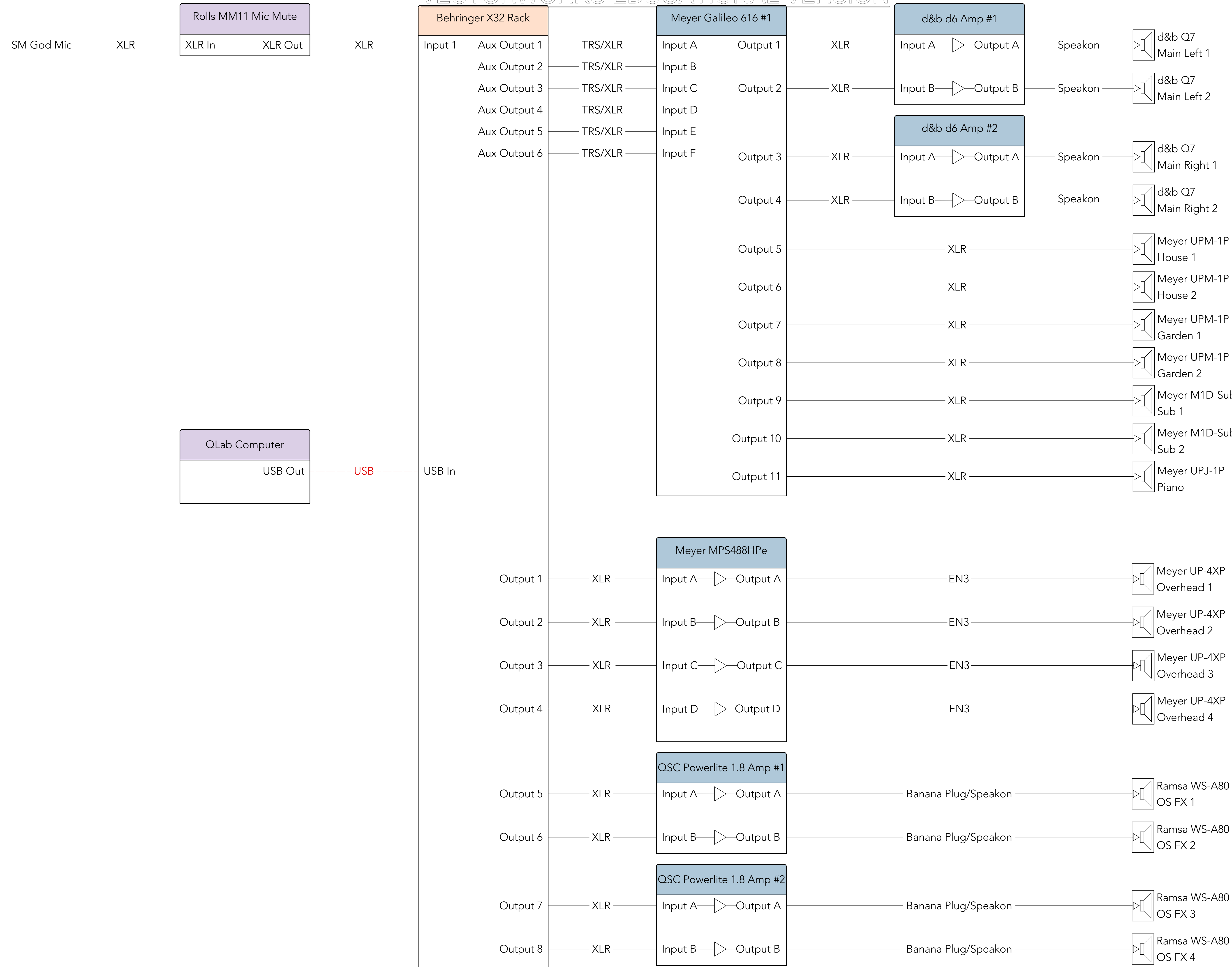
3/8" = 1'-0"

R2L Diagonal Section

PLATE:

5 OF 8

REVISION	1	1/17/22
----------	---	---------




SOUND DESIGNER
 AERIK HARBERT
 aharbert@uci.edu
 443-875-7342

ASSIST. SOUND DESIGNER
 Pan-Pan Gou
 pgou@uci.edu
 949-529-4961

AUDIO SUPERVISOR
 Jeff Polunas
 jpolunas@uci.edu
 951-551-2951

SHOW:
 The Seagull



VENUE:
 Robert Cohen Theater

PRODUCER:
 UCI Dept. of Drama

CREATIVE TEAM:

DIRECTOR
 Summer Session

SCENIC DESIGNER
 Andrea Corona

COSTUME DESIGNER
 Ayrika Johnson

LIGHTING DESIGNER
 Diana Herrera

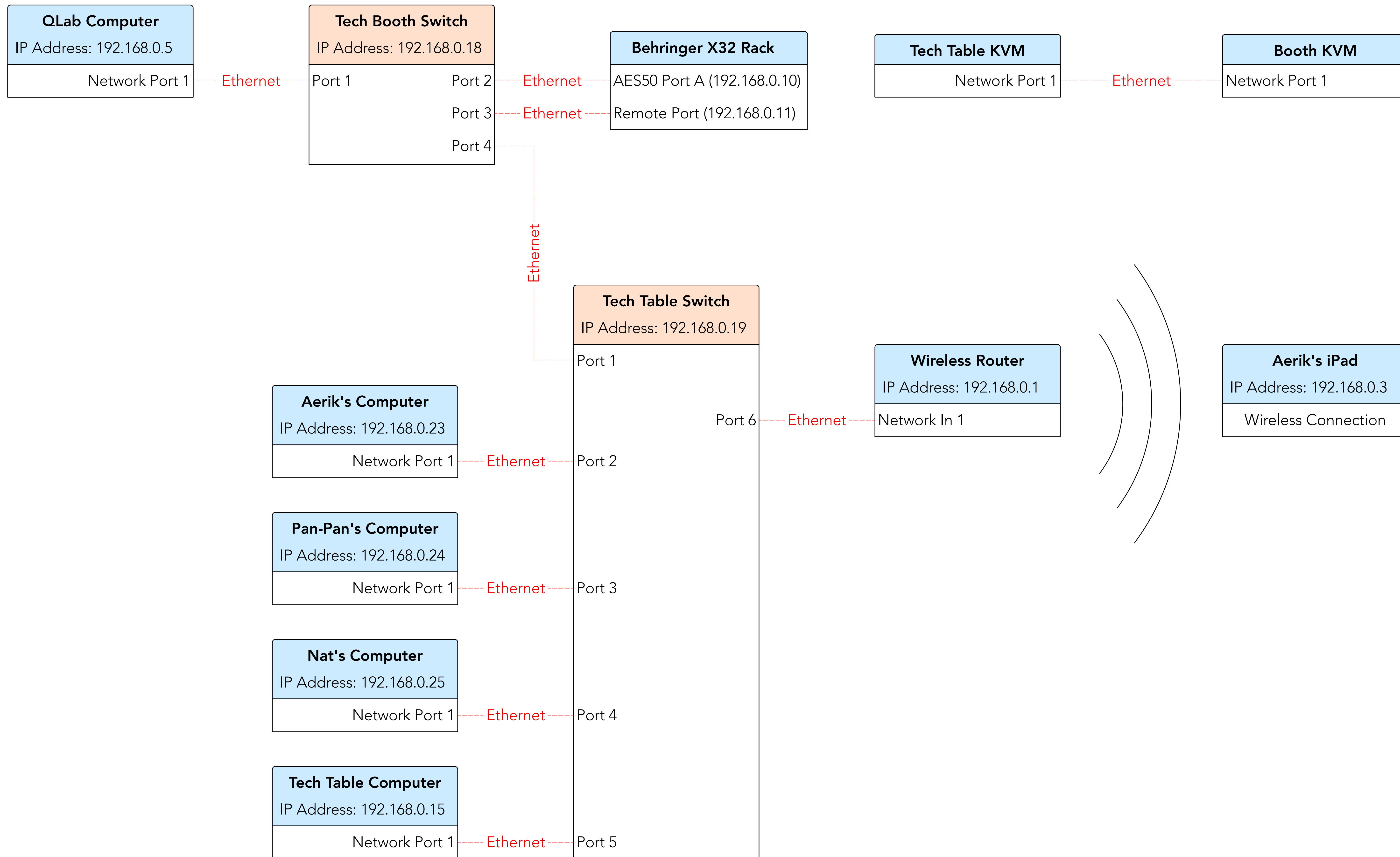
STAGE MANAGER
 Heather Bennett

SCALE:
 Not to Scale

Line Diagram

PLATE:
 6 OF 8

REVISION | 1 | 1/17/22

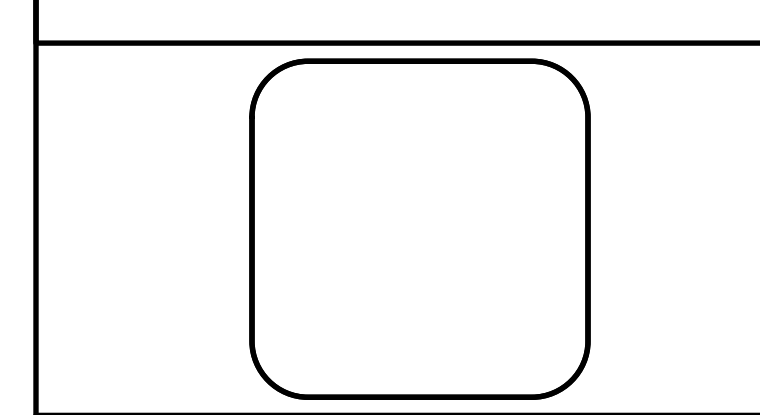


SOUND DESIGNER
 AERIK HARBERT
 aharbert@uci.edu
 443-875-7342

ASSIST. SOUND DESIGNER
 Pan-Pan Gou
 pgou@uci.edu
 949-529-4961

AUDIO SUPERVISOR
 Jeff Polunas
 jpolunas@uci.edu
 951-551-2951

SHOW:
 The Seagull



VENUE:
 Robert Cohen Theater

PRODUCER:
 UCI Dept. of Drama

CREATIVE TEAM:

DIRECTOR
 Summer Session

SCENIC DESIGNER
 Andrea Corona

COSTUME DESIGNER
 Ayrika Johnson

LIGHTING DESIGNER
 Diana Herrera

STAGE MANAGER
 Heather Bennett

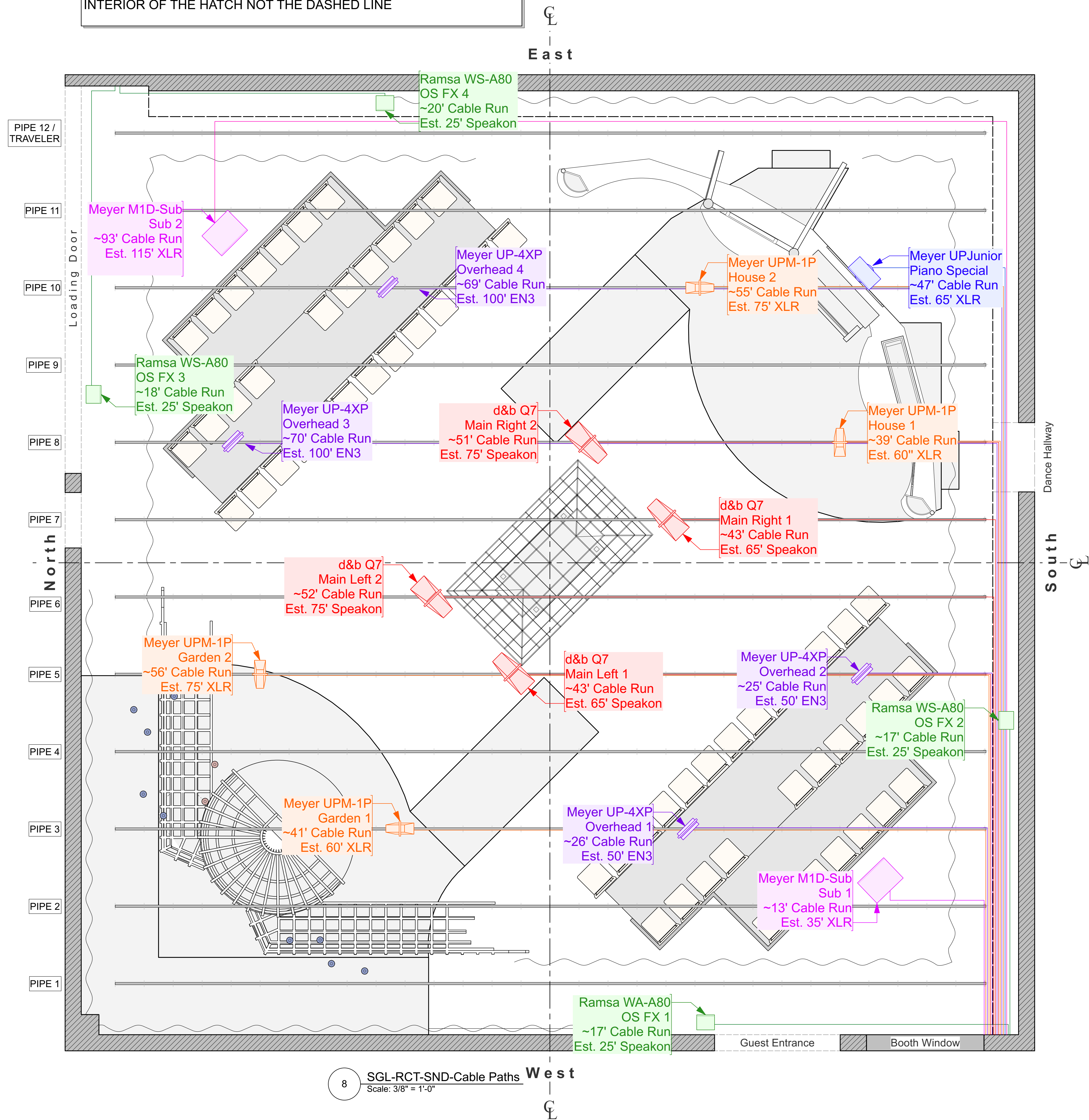
SCALE:
 Not to Scale

Network Diagram

PLATE:
 7 OF 8

REVISION	1	1/17/22
----------	---	---------

ALL MEASUREMENTS IN THE SPACE SHOULD BE TAKEN FROM THE INTERIOR OF THE HATCH NOT THE DASHED LINE



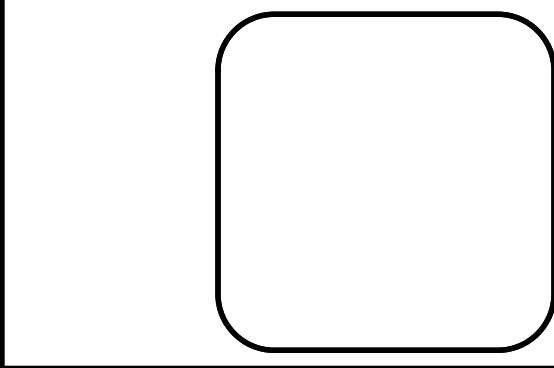
8 SGL-RCT-SND-Cable Paths West
Scale: 3/8" = 1'-0"

SOUND DESIGNER
AERIK HARBERT
aharbert@uci.edu
443-875-7342

ASSIST. SOUND DESIGNER
Pan-Pan Gou
pgou@uci.edu
949-529-4961

AUDIO SUPERVISOR
Jeff Polunas
jpolunas@uci.edu
951-551-2951

SHOW:
The Seagull



VENUE:
Robert Cohen Theater

PRODUCER:
UCI Dept. of Drama

CREATIVE TEAM:
DIRECTOR
Summer Session

SCENIC DESIGNER
Andrea Corona

COSTUME DESIGNER
Ayrika Johnson

LIGHTING DESIGNER
Diana Herrera

STAGE MANAGER
Heather Bennett

SCALE:
3/8" = 1'-0"

Cable Paths

PLATE:
8 OF 8

REVISION 1 1/17/22

Input List

Ch.	Name	Patch	Routing	Type	Notes
1	QLab 1	X32 In 1	Mains Left	Dante In	
2	QLab 2	X32 In 2	Mains Right	Dante In	
3	QLab 3	X32 In 3	House	Dante In	
4	QLab 4	X32 In 4	Garden	Dante In	
5	QLab 5	X32 In 5	Overhead 1	Dante In	
6	QLab 6	X32 In 6	Overhead 2	Dante In	
7	QLab 7	X32 In 7	Overhead 3	Dante In	
8	QLab 8	X32 In 8	Overhead 4	Dante In	
9	QLab 9	X32 In 9	OS FX 1	Dante In	
10	QLab 10	X32 In 10	OS FX 2	Dante In	
11	QLab 11	X32 In 11	OS FX 3	Dante In	
12	QLab 12	X32 In 12	OS FX 4	Dante In	
13	QLab 13	X32 In 13	Subs	Dante In	
14	QLab 14	X32 In 14	Piano	Dante In	
15					
16					
17					
18					
19					
20					
21					
22					
23					
24					
25	SM God Mic	X32 In 16		Shure BG 3.0	
26					
27					
28					
33					
34					
35					
36					

Galileo Routing

GALILEO Galaxy 616

Input	Source	Patch		Output	Position
A		X32 Aux Out 1		1	Main Left 1
B		X32 Aux Out 2		2	Main Left 2
C		X32 Aux Out 3		3	Main Right 1
D		X32 Aux Out 4		4	Main Right 2
E		X32 Aux Out 5		5	House 1
F		X32 Aux Out 6		6	House 2
				7	Garden 1
				8	Garden 2
				9	Sub 1
				10	Sub 2
				11	Piano
				12	
				13	
				14	
				15	
				16	

IP Chart			
IP Address	Device	Location	Notes
192.168.0.1	Wireless Router	Tech Table	
192.168.0.2			
192.168.0.3	Aerik's iPad		
192.168.0.4			
192.168.0.5	QLab Computer	Tech Booth	
192.168.0.6			
192.168.0.7			
192.168.0.8			
192.168.0.9			
192.168.0.10	Behringer X32 Rack (DANTE)	Tech Booth	
192.168.0.11	Behringer X32 Rack (Control)	Tech Booth	
192.168.0.12			
192.168.0.13			
192.168.0.14			
192.168.0.15	Tech Table Computer (X32 Edit)	Tech Table	
192.168.0.16			
192.168.0.17			
192.168.0.18	Tech Booth Switch	Tech Booth	
192.168.0.19	Tech Table Switch	Tech Table	
192.168.0.20			
192.168.0.21			
192.168.0.22			
192.168.0.23	Aerik Computer	Tech Table	
192.168.0.24	Pan-Pan Computer	Tech Table	
192.168.0.25	Nat Computer	Tech Table	
192.168.0.26			
192.168.0.27			
192.168.0.28	Galileo 616	Tech Booth	
192.168.0.29			

Rack Layout

Rack 1 - 4.47/15 amps	Rack 2	Rack 3 - 13.2/15 amps & 12.52/15 amps	Rack 4	Rack 5	Rack 6
Furman M8-X2 Power Conditioner		Furman M8-X2 Power Conditioner			
Cisco SG-300-10 Network Switch - 1 amp					
Sonnet RackMac Mini - 1.3 amps		d&b D6 Power Amplifier - 6.6 amps			
		d&b D6 Power Amplifier - 6.6 amps			
Behringer X32 Rack - 0.5 amps		Rack Spacer			
Cable Passthrough		Furman M8-X2 Power Conditioner			
		QSC Powerlight 1.8 Power Amplifier - 6.26 amps			
Meyer Galileo 616 - 0.6 amps		QSC Powerlight 1.8 Power Amplifier - 6.26 amps			
Meyer Galileo 616 Input Panel		Rack Spacer			
Meyer Galileo 616 Output Panel					
Meyer MPS488HPe - 1.07 amps					
Meyer MPS488HPe Outputs					

Equipment List

1.0 Consoles

Behringer X32 Rack			1
X32 Rack	Booth	UCI-Pull	1

Equipment List

1.1 Processing

Meyer Galileo 616			1
616 Galileo	Booth	UCI-Pull	1

Equipment List

2.0 Speakers

d&b Q7		4
Main Left 1 Q7	UCI-Pull	1
Main Left 2 Q7	UCI-Pull	1
Main Right 1 Q7	UCI-Pull	1
Main Right 2 Q7	UCI-Pull	1
Meyer M1D-SUB		2
Sub 1	UCI-Pull	1
Sub 2	UCI-Pull	1
Meyer UP-4XP		4
Overhead 1	UCI-Pull	1
Overhead 2	UCI-Pull	1
Overhead 3	UCI-Pull	1
Overhead 4	UCI-Pull	1
Meyer UPJunior		1
Piano Special	UCI-Pull	1
Meyer UPM-1P		4
Garden 1	UCI-Pull	1
Garden 2	UCI-Pull	1
House 2	UCI-Pull	1
House1	UCI-Pull	1
Ramsa WS-A200		4
Offstage FX 1	UCI-Pull	1
Offstage FX 2	UCI-Pull	1
Offstage FX 3	UCI-Pull	1
Offstage FX 4	UCI-Pull	1

Equipment List

2.1 Amplifiers

d&b audiotechnik D6 Amplifier			2
Mains Amps	Booth	UCI-Pull	2
Meyer MPS488HPe			1
Meyer UP-4XP Power	Booth	UCI-Pull	1
QSC Powerlight 1.8			2
Offstage FX Amps	Booth	UCI-Pull	2

Equipment List

2.2 Speaker Hardware

d&b audiotechnik Q Flying Bracket		4
Main Left 1	UCI-Pull	1
Main Left 2	UCI-Pull	1
Main Right 1	UCI-Pull	1
Main Right 2	UCI-Pull	1
Gravity Stands LS 431 Stand Base		1
Piano Special	UCI-Pull	1
Gravity Stands LS 431 Stand Pole		1
Piano Special	UCI-Pull	1
Meyer MUB-UP Junior U-Bracket		1
Piano Special	UCI-Pull	1
Meyer MYA-UPM Yoke for UPM-1P		4
Garden 1	UCI-Pull	1
Garden 2	UCI-Pull	1
House 1	UCI-Pull	1
House 2	UCI-Pull	1

Equipment List

3.0 Cable

8-pair DB25P-XLRP		1
<i>Do we have these?</i>		
Ferrofish Out 9-16	UCI-Pull	1
8-Pair XLRP-TRS, 50'		1
Outlet to House 1	UCI-Pull	1
Banana Plug/Speakon Jumper, 2'		4
<i>Into patch panel?</i>		
Powerlight 1.8 #1 Output A	UCI-Pull	1
Powerlight 1.8 #1 Output B	UCI-Pull	1
Powerlight 1.8 #2 Output A	UCI-Pull	1
Powerlight 1.8 #2 Output B	UCI-Pull	1
CAT6, 5'		7
Aerik to TT Switch	UCI-Pull	1
Macbook to TT Switch	UCI-Pull	1
Nat to TT Switch	UCI-Pull	1
Pan-Pan to TT Switch	UCI-Pull	1
QLab Computer to TB Switch	UCI-Pull	1
X32 Dante	UCI-Pull	1
X32 to TB Switch	UCI-Pull	1
Cat6, 10'		1
Wireless Router to TT Switch	UCI-Pull	1
CAT6, 50'		2
TT KVM to TB KVM	UCI-Pull	1
TT Switch to TB Switch	UCI-Pull	1
Edison, 50'		1
Tech Table Power	UCI-Pull	1
Edison-Pcon Blue, 10'		4
d&b D6 #1 Power	UCI-Pull	1
d&b D6 #2 Power	UCI-Pull	1
Galileo 616 Power	UCI-Pull	1
Outlet to Sub 1	UCI-Pull	1
Edison-Pcon Blue, 50'		2
Outlet to Garden 1	UCI-Pull	1
Outlet to Sub 2	UCI-Pull	1
IEC, 5'		5
QSC Powerlight 1.8 #1 Power	UCI-Pull	1
QSC Powerlight 1.8 #2 Power	UCI-Pull	1
TB Monitor Power	UCI-Pull	1
TT Monitor Power	UCI-Pull	1
X32 Power	UCI-Pull	1
NL2, 25'		4
<i>From infrastructure</i>		

Equipment List

3.0 Cable Continued

Offstage FX 1	UCI-Pull	1
Offstage FX 2	UCI-Pull	1
Offstage FX 3	UCI-Pull	1
Offstage FX 4	UCI-Pull	1
NL2, 25'		1
<i>OR 100' OR 50" + 25'</i>		
Main Left 2	UCI-Pull	1
NL2, 25'		1
<i>OR 100' OR 50" + 25'</i>		
Main Right 2	UCI-Pull	1
NL4, 75'		1
<i>OR 100' OR 50" + 25'</i>		
Main Left 1	UCI-Pull	1
NL4, 100'		1
<i>OR 100' OR 50" + 25'</i>		
Main Right 1	UCI-Pull	1
Powercon, 50'		3
Garden 1 to Garden 2	UCI-Pull	1
House 1 to House 2	UCI-Pull	1
Sub 1 to Piano Special	UCI-Pull	1
XLR, 5'		1
SM Mic to Mic Mute	UCI-Pull	1
XLR, 10'		4
616 Out 1 to d&b D6 #1 In A	UCI-Pull	1
616 Out 2 to d&b D6 #1 In B	UCI-Pull	1
616 Out 3 to d&b D6 #2 In A	UCI-Pull	1
616 Out 4 to d&b D6 #2 In B	UCI-Pull	1
XLR, 25'		2
SM Mic to X32 @ Booth	UCI-Pull	1
Sub 2	UCI-Pull	1
XLR, 75'		4
<i>OR 100' OR 50" + 25'</i>		
Garden 1	UCI-Pull	1
Garden 2	UCI-Pull	1
House 2	UCI-Pull	1
Piano Special	UCI-Pull	1
XLR, 100'		2
SM Mic to X32 @ Tech Table	UCI-Pull	1
Sub 2	UCI-Pull	1
XLR5, 50'		2
Overhead 1	UCI-Pull	1
Overhead 2	UCI-Pull	1

Equipment List

3.0 Cable Continued

XLR5, 100'			2
Overhead 3	UCI-Pull		1
Overhead 4	UCI-Pull		1

Equipment List

5.0 Microphones

Sennheiser e815s			1
SM Mic	Tech Table	UCI-Pull	1

Equipment List

5.1 Microphone Hardware

Mic Stand- Desktop			1
SM God Mic Stand	Tech Table	UCI-Pull	1

Equipment List

6.0 Computers

iPad			1
Personal iPad	Tech Table	Personal	1
Mac Mini			1
<i>Include power cord</i>			
QLab Computer	Booth	UCI-Pull	1
Macbook Laptop			1
<i>Include charger</i>			
X32 Edit	Tech Table	MSDS Borrow	1

Equipment List

6.1 Networking

Cisco SG-300-28 Gigabit PoE Managed Switch			1
Tech Table Switch	Tech Table	UCI-Pull	1
Cisco SG300-28 Gigabit Managed Switch			1
Tech Booth Switch	Booth	UCI-Pull	1
TP-Link AC1900 Touch P5 Wireless Router			1
Tech Table Router		UCI-Pull	1

Equipment List

6.2 Computer Peripherals

Apple Keyboard				2
QLab Computer Keyboard	Booth	UCI-Pull		1
QLab KVM Keyboard	Tech Table	UCI-Pull		1
goFanco KVM Receiver				1
KVM Receiver @ TT	Tech Table	UCI-Pull		1
goFanco KVM Transmitter				1
KVM Sender @ TB	Booth	UCI-Pull		1
USB Mouse				2
KVM USB Mouse	Tech Table	UCI-Pull		1
QLab Computer Mouse	Booth	UCI-Pull		1

Equipment List

7.0 Intercom

Clear-Com CC-95 Headset			8
Asst. Lighting Designer		UCI-Pull	1
Backstage #1		UCI-Pull	1
Backstage #2		UCI-Pull	1
Lightboard Operator		UCI-Pull	1
Lighting Designer		UCI-Pull	1
Production SM - Run		UCI-Pull	1
Production SM - Tech		UCI-Pull	1
QLab Operator		UCI-Pull	1
Clear-Com HS6 Telephone Handset			3
Asst. Sound Designer		UCI-Pull	1
Composer		UCI-Pull	1
Sound Designer		UCI-Pull	1
Clear-Com MS-704 Main Station			1
CC Main Station	Booth	UCI-Pull	1
Clear-Com RM-704 Remote Station			1
CC Tech Station	Tech Table	UCI-Pull	1
Clear-Com RS-701 Beltpack			9
Asst. Lighting Designer		UCI-Pull	1
Asst. Sound Designer		UCI-Pull	1
Backstage #1		UCI-Pull	1
Backstage #2		UCI-Pull	1
Composer		UCI-Pull	1
Lightboard Operator		UCI-Pull	1
Lighting Designer		UCI-Pull	1
QLab Operator		UCI-Pull	1
Sound Designer		UCI-Pull	1

Equipment List

8.0 Power

Furman M-8x2			2
Rack 1	Booth	UCI-Pull	1
Rack 2	Booth	UCI-Pull	1
Furman SS-6B Power Strip 6 ports			2
Tech Table Power	Tech Table	UCI-Pull	2

Equipment List

13.0 Video

Dell U2212HMc 22" Computer Monitor			2
KVM Monitor	Tech Table	UCI-Pull	1
Show Computer	Booth	UCI-Pull	1

Equipment List

			2
			2
8-pair XLR, 10'			1
X32 Out 1-8		UCI-Pull	1
CAT6, 5'			1
X32 Control		UCI-Pull	1