



**ONLINE
STRATEGIES
FOR
TEACHERS**

**auSDANCE
QLD**

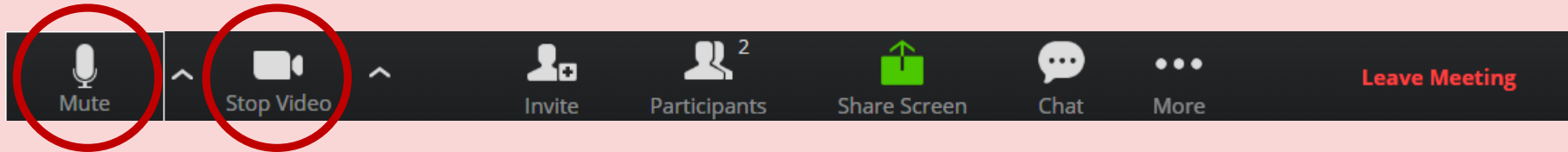
These slides were created specifically for the **Online Strategies for Teachers** session for dance teachers, offered by Ausdance Queensland on 16th April, 2020.

They are being provided as a reminder of what was covered. If you wish to use them they will need to be edited to suit the unique requirements of your online dance classes.

You are welcome to use and share these slides with **acknowledgement of Anja Ali-Haapala** as the author.

ausDANCE
QLD

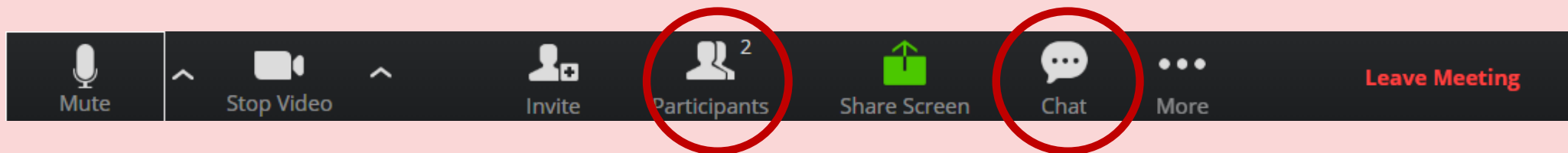
Welcome to Online Strategies for Teachers



Before we begin, locate your control bar and...

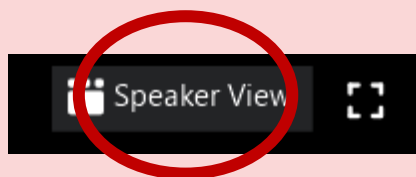
1. Find the **'Mute'** button, unmute and say hello! Then mute again when you're not talking.
2. Turn your **video** on!

Zoom functions for this session



Before we begin, locate your control bar and...

1. Open the 'Participants' window, then click the 'Yes' tick.
2. Open the 'Chat' window and tell us where you are!



3. Locate 'Gallery/Speaker View' and select 'Gallery View'.

To ask a question, unmute yourself and start talking.

auSDANCE
QLD

Safety in this session

DIFFICULTY LEVEL

- Physical – seated dance suitable for varying physical abilities.
- Cognitive – moving through sequences and concepts quickly. Suitable for people with moderate dance experience.

CYBER SAFETY

- No recording of this session is permitted.
- Private chat is on.

SPACE REQUIREMENTS

- Sitting on a chair with feet flat on floor.
- Enough space to reach arms to side, front and back.
- Click 'Yes' to confirm that your space meets the requirements.

Interactive strategies in action

- Casual conversations in Breakout Rooms before class starts.
- Familiarise learners with the learning environment and ways that they can interact.
- Set clear expectations about safety.
- Yes/No buttons to get confirmation from the whole room.
- Turn-taking to shift focus to dancers.
- Working in small groups in Breakout Rooms.
- Encouraging peer-to-peer feedback.