

BURLINGTON  
2030  
DISTRICT®



**Annual Report**

April 1, 2018 to March 31, 2019



**Jenna Antonino DiMare**  
**Director**  
**Burlington 2030 District**

Dear colleagues, members, partners and friends:

We are pleased to present Burlington 2030 District's second annual report (April 1, 2018 to March 31, 2019). We have made great progress in our first two years since our establishment in April 2017. Our partnerships with building owners, city employees, local utilities, non-profits, and professional stakeholders have helped our initiative grow and thrive.

The Burlington 2030 District today is comprised of over seven million square feet of committed buildings, which is approximately 18% of the City's total gross square footage. Our building partners are moving the needle forward to cut baseline consumption of energy, water and greenhouse gas emissions from transportation 50% by the year 2030.

We are excited and energized by the tremendous progress we have collectively made, and we look forward to providing continued leadership and engagement across Burlington and the 2030 Districts Network. I am grateful for the robust support received during our first two years, and I hope you enjoy this 2nd edition of the Burlington 2030 District's Annual Report!

Warm regards,

**Jenna Antonino DiMare, Director**



## Our Mission

The Burlington District is a private/public partnership working to reduce building energy consumption, water use and transportation emissions 50% by 2030. By establishing the economic case for these reductions, we help property owners reduce operating costs, increase asset value and create a healthier community.

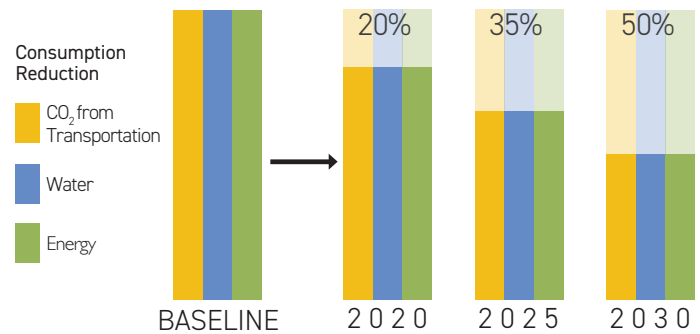
## History + Founding

The Burlington 2030 District was officially established in April 2017, and is the 17th city to join a national network of 2030 Districts. In April 2017, local non-profit Vermont Green Building Network (VGBN) became the non-profit sponsor organization of the newly established Burlington 2030 District.

The District was spearheaded by a highly dedicated Steering Committee, which includes several local architects, City of Burlington employees, property owners, community and professional stakeholders and representatives from the University of Vermont. Local architect and Steering Committee Chair, Eric Morrow, played an integral role in bringing the 2030 District idea to the City of Burlington. The Burlington 2030 District initiative has strong support from both the private and public sectors, including the City of Burlington's municipal electric utility, Burlington Electric Department (BED), Vermont Gas, and several local developers.

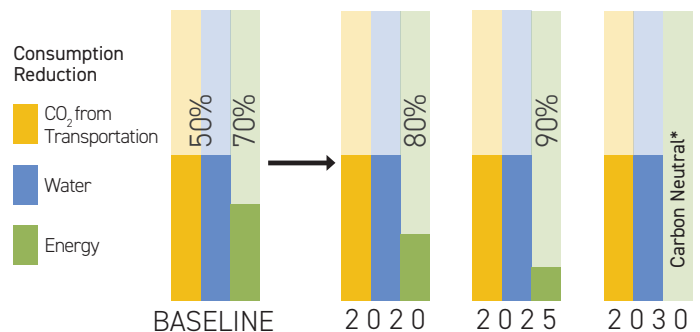
## Vision, Goals + Strategy

The Burlington 2030 District envisions a city where citizens, organizations and institutions are empowered with the knowledge, planning and design tools that inform the way to a sustainable, energy efficient and carbon-neutral future. The Burlington 2030 District utilizes the Architecture 2030 Challenge for Planning performance goals shared by all 2030 Districts (see image). The District seeks to develop realistic, measurable, and innovative strategies to assist district property owners, managers, and tenants in meeting these goals to reduce environmental impacts of facility construction and operations, while enhancing building performance and property values. The Burlington 2030 District is unique in that it seeks to achieve these goals for the entire city, rather than a delineated downtown core, as is the case for the majority of other 2030 Districts.



**The 2030 Challenge for Planning: Existing Buildings**

source: © 2018 2030 Inc./Architecture 2030. All rights reserved



**The 2030 Challenge for Planning: New Buildings & Major Renovations**

source: © 2018 2030 Inc./Architecture 2030. All rights reserved

\* Using no fossil fuel GHG emitting energy to operate

The Burlington 2030 District utilizes these Architecture 2030 Challenge for Planning performance goals shared by all 2030 Districts.

The Burlington 2030 District aims to achieve the 2030 Challenge targets at a city-wide scale. While individual buildings will have specific opportunities for energy reduction, a city-wide approach provides the opportunity for larger scale energy recovery, distributed generation, and other district energy efficiencies that can reduce the demand for resources. This type of collaborative action is a strategic undertaking to help the City of Burlington meet and support the priorities of the Burlington's Climate Action Plan, Net Zero Energy strategic vision, as well as the State of Vermont's Comprehensive Energy Plan. The District also works to ensure that there is replicable, straightforward path for other cities to follow as they aim to increase the efficiency of their building stock, minimize water and energy use, and decrease transportation-related emissions.

The urban built environment is responsible for much of the world's fossil fuel consumption and greenhouse gas emissions, with buildings accounting for more than 40% of carbon dioxide emissions in the United States per year. The City of Burlington, with a cold climate and older building stock, is no exception. Burlington has a large inventory of

## Vision, Goals + Strategy continued

inefficient buildings that need to be upgraded for optimal use and increased resilience in the face of climate change. By encouraging local property owners to voluntarily participate and commit to defined goals and targets, the Burlington 2030 District supports a holistic approach to sustainable community development that bolsters Burlington's climate resilience and leadership.

The Burlington 2030 District is the sole local program to connect both private and public stakeholders to work together towards common sustainability goals. Being highly collaborative and fully committed to interdisciplinary solutions sets the Burlington 2030 District apart from all other efforts to date.


## Accomplishments - A Summary

The Steering Committee and staff's strategy for citywide achievement of the 2030 goals is to recruit property owners to participate, and to use lessons learned from those properties to expand the number of participants over time. As of March 31 2019, leading Burlington businesses and institutions had committed over seven million square feet to participate in the Burlington 2030 District. During this first two years, some of the City's larger property owners were recruited to make the largest initial impact. Some of the first property owners/managers to participate in the program include City Place Burlington, Champlain College, Burlington School District, Farrell Properties, University of Vermont Medical Center, City Market Onion River Co-op, Nick and Morrissey Development LLC, Main Street Landing, and the City of Burlington.

During summer 2017, our engineering team and Steering Committee established a building energy baseline for the Burlington 2030 District, using a regional average as opposed to a national average baseline to better reflect our colder local climate and energy use. Participating buildings will be benchmarked according to building type and results will remain confidential unless the District member elects to share their building's performance.

*Three sub-committees have been formed:*

1.) Transportation: The Transportation Sub-committee has been created and begun testing a survey to distribute to



participating District members. This sub-committee also helps to develop and implement strategies to reduce greenhouse gas from the transportation sector. Data will be used to inform the transportation baseline for the District.

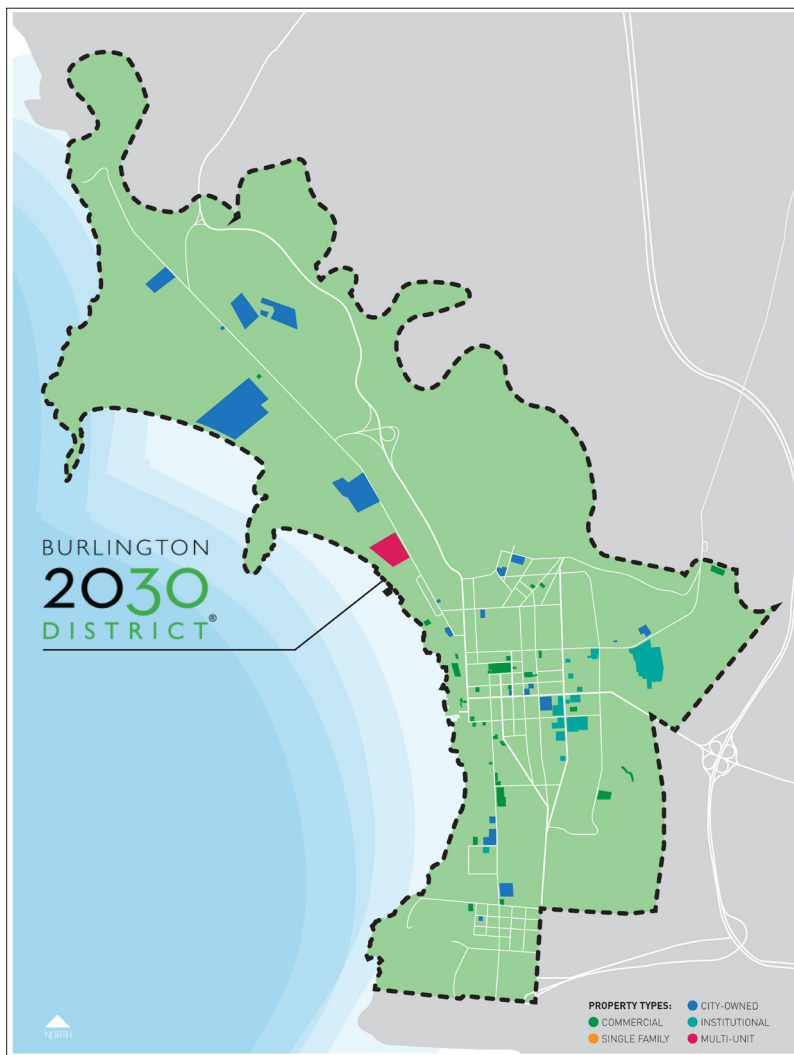
2.) Institutions: The Institutions Sub-committee has been formed to address the unique challenges and opportunities presented to Burlington's major institutions (ie. Champlain College, University of Vermont, University of Vermont Medical Center, City of Burlington).

3.) Buildings: The Buildings Sub-committee will work to support strategic planning and onboarding of new District property owner/manager members, and assist engineering team with developing member resources for property owner members to facilitate energy efficiency project development.

Other foundational elements that the Burlington 2030 District has already put into place include:

- o Launched website for initiative: <http://www.2030districts.org/burlington>
- o Developed tools to support benchmarking and action by building owners including:
  - 1.) Building Owner Survey and Property Energy Plan (PEP): A summary of findings prepared and shared with property owners/managers, Burlington Electric Department (BED) and Vermont Gas (VGS).
  - 2.) Created Energy Star Portfolio Manager (ESPM ) benchmarking training documents.
- o Undertook benchmarking of buildings for early members
- o Created District map representing properties participating in the Burlington 2030 District
- o Created a roadmap, which is intended to provide broad guidance for the Burlington 2030 District's planning and development activities in the 2018 to 2020 timeframe.

## Membership



*Total Square Footage  
Committed to Date:*

**7,510,801 square feet**

*% of Burlington  
Total Square Footage Committed:*

**18%**

*Total # of Buildings Committed to Date:*

**134**

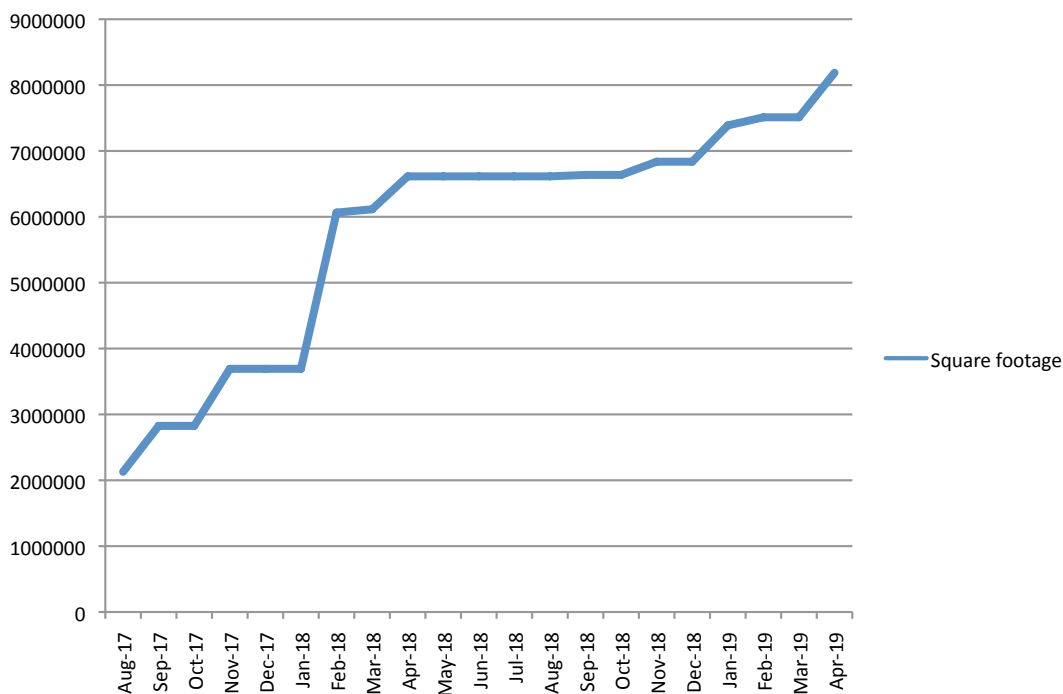
*Total # of Property Owner  
Members Committed:*

**18**

*Burlington 2030 District map includes the entire City of Burlington.  
The Burlington 2030 District is unique in that it seeks to achieve the  
2030 performance goals for the entire city.*

*The Burlington 2030 District envisions a city where citizens, organizations and institutions are empowered with the knowledge, planning and design tools that inform the way to a sustainable, energy efficient and carbon-neutral future.*

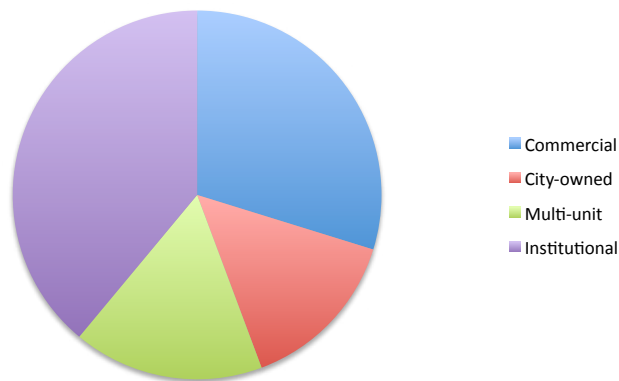
**Square Footage Growth**



**By April 30 2019, the following property owners/managers had joined the Burlington 2030 District as members:**

- Burlington School District
- Champlain College
- City Market Onion River Co-op
- CityPlace Burlington
- City of Burlington
- Community Sailing Center
- Dealer.com
- Dore & Whittier Architects
- ECHO, Leahy Center for Lake Champlain
- Greater Burlington YMCA
- Farrell Properties
- Freeman French Freeman Architects
- Homeport
- Housing Vermont
- Main Street Landing
- Nick and Morrissey Development, LLC
- Old Spokes Home
- Pine Street Properties (Soda Plant)
- Pomerleau Real Estate
- Redstone
- University of Vermont Medical Center
- Unsworth Properties
- 12-22 North Street

**SF by Property Type**



Benchmarking is the process of measuring a property’s energy use over time. The Burlington 2030 District has been providing complimentary energy benchmarking services to committed members. The first ten properties benchmarked by Burlington 2030 are performing – on average – better than the median property by 25%; only one out of the ten buildings performs worse than the median property. Three of the buildings are already achieving the 2020 target, and one is very close to achieving the 2030 target!

*Average Square Footage of  
 Benchmarked Member Buildings:*

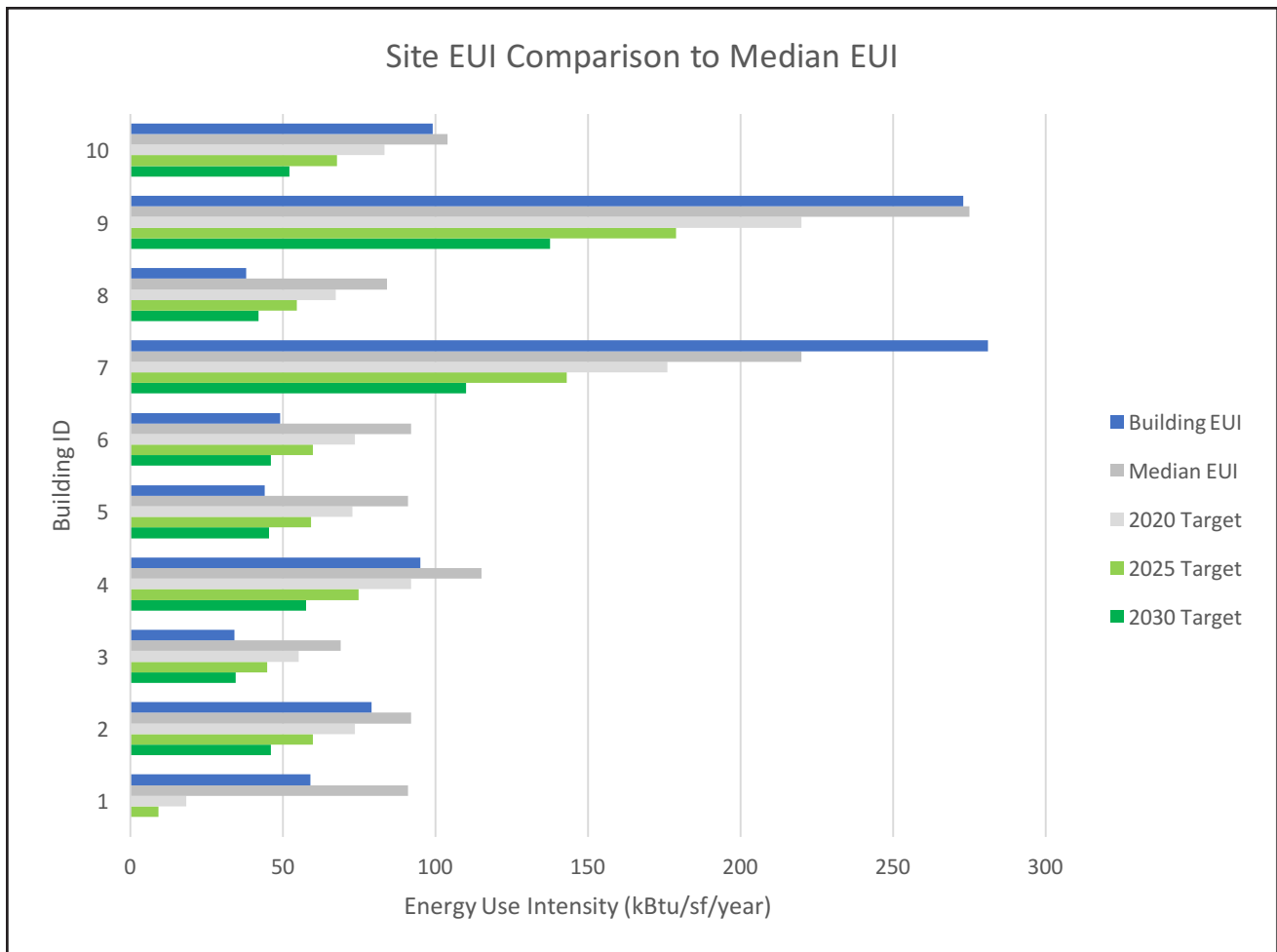
**305,802 square feet**

*Average EUI of  
 Benchmarked Member Buildings:*

**105 kBtu/sf/yr**

*Total Square Footage of  
 Benchmarked Member Buildings in First Two Years:*

**3,058,022 square feet**



By April 30, 2019, the following stakeholders had joined the Burlington 2030 District as members:

**Community Stakeholder Members**

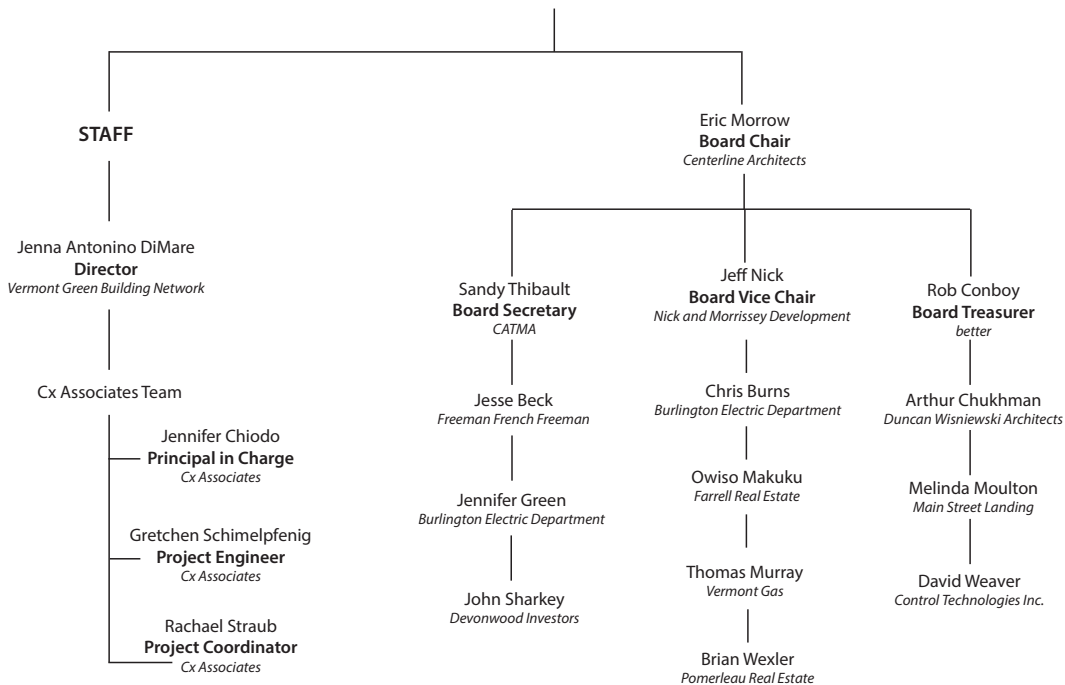
- Burlington Electric Department
- Vermont Gas
- Vermont Green Building Network
- AIA VT
- Vermont Passive House
- CEDO
- LCR Chamber of Commerce

**Professional Service Stakeholder Members:**

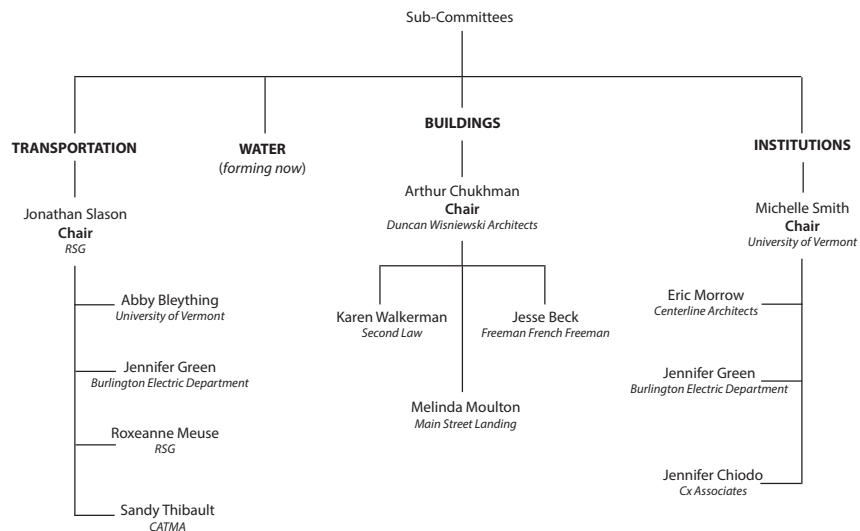
- better
- Centerline Architects
- Control Technologies, Inc.
- Cx Associates
- Duncan Wisniewski Architecture
- RSG

**Staff, Steering Committee and Sub-Committees**

**STEERING COMMITTEE MEMBERS**



**Sub-Committees:**





**Outreach and engagement highlights:**

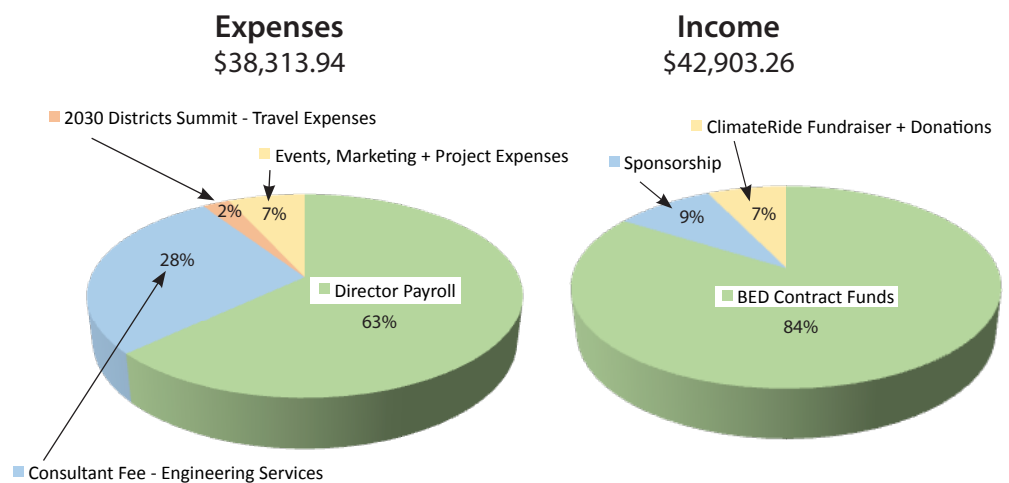
- Burlington 2030 District Director participated in the 2030 Districts Summit in Stamford, CT in October 2018.
- Burlington 2030 District's Twitter account (@BTV2030) grew by 100% to 152 followers.
- Burlington 2030 District's non-profit sponsor organization, Vermont Green Building Network (VGBN), and the Burlington 2030 District hosted eight events, attended by over 450 people.
- Burlington 2030 District Director, Jenna Antonino DiMare, and Steering Committee members, Jeff Nick, Eric Morrow and Jennifer Green appeared on Channel 17.
- The Burlington 2030 District successfully hosted a launch event on May 1, 2018, attended by over 150 people.



**FINANCIAL SUMMARY**

- Non-profit sponsor organization, Vermont Green Building Network (VGBN), holds a contract funded by Burlington Electric Department, to manage the Burlington 2030 District. VGBN subcontracts with engineers from Cx Associates to provide technical member services, including complimentary energy benchmarking and customized Property Energy Plans.
- During this second fiscal year, funds were also raised via sponsorship, donations and a Climate Ride fundraiser led by the City of Burlington's Sustainability Officer, Jennifer Green.
- Two years of funding, starting in February of 2019 were also secured via an American Public Power Associated DEED Grant to support Property Energy Plan development, an energy benchmarking training and member services.

**Burlington 2030 District - Income and Expense Report**  
 2nd Fiscal Year: 2018-2019 Finances Summary between 4/1/18 and 3/31/19



For more information, please visit:  
[www.2030districts.org/burlington](http://www.2030districts.org/burlington)

We would love to hear from you!  
 For inquiries, questions or comments, please email:  
[jenna.antonino.dimare@2030districts.org](mailto:jenna.antonino.dimare@2030districts.org)