


GOSPEL SHARE 4 FIELDS DISCIPLESHIP TRAINING MANUAL



MULTIPLY

IT'S SIMPLE, BIBLICAL AND REPRODUCIBLE

INTRODUCTION

Follow me and I will teach you how to fish for people

Jesus (Mark 1:17)

In many countries if you take out a coin you will find that on one side is the head of an existing or former ruler. Jesus is our Ruler, he is our King. In Mark 1:17 he commands his first disciples to follow him. A follower is someone who has surrendered to him as their king.

There are two sides to every coin. On one side of the coin Jesus is our King. We obey him. On the other side of the coin he promises in Mark 1:17 to teach us to fish for people. Fishing for people is the job of every disciple.

You can't separate following Jesus from fishing for people.

These studies are for people who want to follow Jesus and fish for people.

CONTENTS

Characteristics of Church Multiplication Movements	3
Big Vision - <i>God's Mission - Genesis to Revelation</i>	4
Big Vision - <i>Brutal Facts</i>	5
Big Vision - <i>Relational Map</i>	5
Twelve Simple Tools	6
5 Parts 4 Fields Overview	7
Tool 1: How to enter an Empty Field - <i>Relational Map</i>	8
Tool 2: How to enter an Empty Field - <i>Find your person of peace</i>	9
Tool 3: How to share the Gospel - <i>Your 15 sec Testimony</i>	10
Tool 4: How to share the Gospel - <i>3 Circles</i>	11
Tool 5: How to share the Gospel - <i>Baptism Hammer</i>	12
Tool 6A: How to teach a Disciple - <i>Why?</i>	13
Tool 6B: How to teach a Disciple - <i>Who?</i>	14
Tool 6C: How to teach a Disciple - <i>What?</i>	15
Tool 6D: How to teach a Disciple - <i>When?</i>	16
Tool 7: How to teach a Disciple - <i>Three Thirds process</i>	17
Tool 8: How to gather Disciples in groups - <i>Church Health Circle</i>	18
Tool 9: How to gather Disciples in groups - <i>Left Hand Guide</i>	19
Tool 10: How to develop leaders that multiply - <i>5-Levels of Leadership</i>	20
Tool 11: How to develop leaders that multiply - <i>Iron on Iron</i>	21
Tool 12: How to develop leaders that multiply - <i>MAWL Principle</i>	22
Short Term Discovery Bible Study Curriculum Ideas	23
Long Term Discovery Bible Study Curriculum Ideas	24
Discovery Bible Study	25
Bridging To The Gospel	26
Multiplying Diciples and Churches Everywhere	27

CHARACTERISTICS OF CHURCH MULTIPLICATION MOVEMENTS

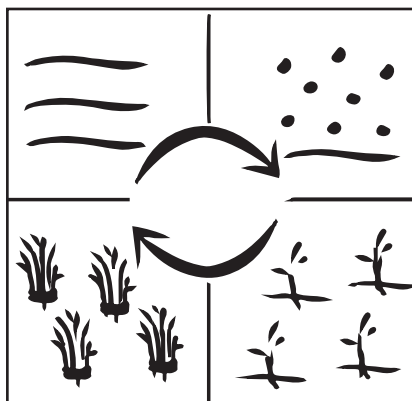
Video Link To Training: <https://youtu.be/PVBxiw-n6Nk>

Matthew 28:18-20 Therefore go make disciples of all nations baptising them in the name of the Father and the Son and of the Holy Spirit, and teaching them to obey everything I have commanded you.

BIG VISION

- Global ————— Genesis to Revelation
- Local ————— Brutal Facts
- Personal ————— Relational Map

CLEAR PATH



SIMPLE TOOLS

- Relational Map
- Person of Peace
- 15 Sec Testimony
- 3 Circles
- Baptism Hammer
- 411
- 3/3s
- Church Health Circle
- Left Hand Guide to a Church Start
- 5 Levels of Leadership
- Iron on Iron
- MAWL Principle

BIG VISION

GENESIS TO REVELATION.....It's Global

Video Link To Training: <https://youtu.be/riTeOABKbrQ>

Genesis 1:26-28*
(Genesis 3)
Genesis 6:1, 5

Genesis 9:1
Genesis 11:4*

	WHO?	HOW FAR?
Genesis 12:1-3 Exodus 19:5-6 Psalm 67 Isaiah 49:5-6 Matthew 28:18-20 Acts 1:8 2 Corinthians 5:18-20 Revelation 7:9-10		

NOTE: Preach the first 4 scriptures about how God created man in His own image and wanted man to multiply and reveal His image and glory to the ends of the earth. Even when sin entered the world there was judgment then grace and we see God determined to bring about His glory to the ends of the earth as He used different people to accomplish His image and glory. THEN, stop preaching and teaching and get those you are training to sit in groups and read the following scriptures and for themselves discover WHO WAS GOD USING and HOW FAR THE VISION. Then after 15 mins open the floor and discuss what you have learnt.

BIG VISION

BRUTAL FACTS It's **Local**

Video Link To Training: <https://youtu.be/jxiLNkoDH5c>

NOTE: If you have vision for reaching the lost in your city or region then you got to know how much lostness there is in your city or region. A great way to do that is to do some calculations and get to know some brutal facts. We will use Pretoria, South Africa as our example.

POPULATION3 million people

FAR FROM GOD.....90% = 2,7 million people

How does that sit with you and who's responsibility is it to reach those people? It's ours.

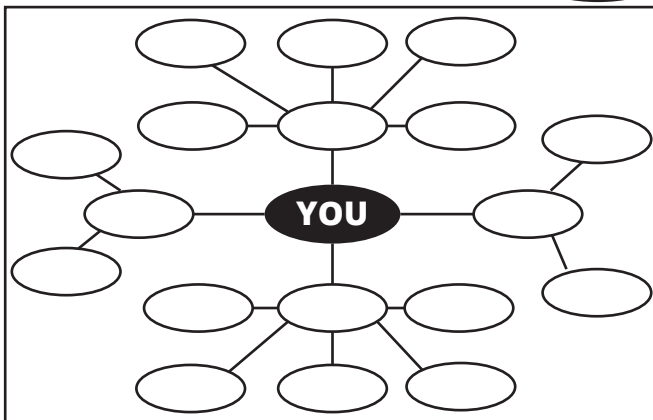
HUGE PROBLEM but not so much with God

EXAMPLE Acts 19:8-10 Paul takes a handful of disciples and trains them and because of that all in the province of Asia heard the word of the Lord and that means about 8 to 15 million people heard the gospel.

This is what we need to be laboring towards and I ask you. *What is it going to take to fully proclaim the Word of God in your City or region?*

BIG VISION

RELATIONAL MAP It's **Personal**



NOTE: *Map out relationships of people in your life that are far from God - John 17:20*

INTRODUCTION TO THE 4 FIELDS

**LETS GIVE YOU 12
SIMPLE TOOLS ON:**

HOW TO ENTER AN EMPTY FIELD

HOW TO SHARE THE GOSPEL

HOW TO MAKE DISCIPLES

**HOW TO GATHER BIBLE STUDY
GROUPS INTO A COMMUNITY
THAT MULTIPLY**

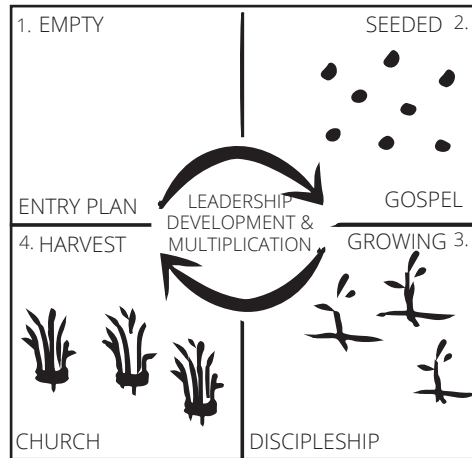
**HOW TO DEVELOP AND
MULTIPLY LOCAL LEADERS**

5 PARTS 4 FIELDS OVERVIEW

Video Link To Training: https://youtu.be/C2UFv_lw1HE

NOTE: If we look in the Bible for a strategy for reaching lostness. We will see Jesus modelled a strategy that the disciples followed and the 5 parts of this strategy are

To help us to illustrate lets draw these 5 parts out that are called the 4 fields.

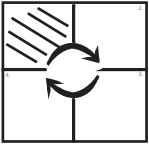


FIELD 1 IS THE EMPTY FIELD ALSO CALLED ENTRY
Just like a farmer, we go and find an empty field to sow the seed.

FIELD 2 IS THE SEEDED FIELD ALSO CALLED THE GOSPEL
Just like a farmer sows the seed, we sow the gospel and sow it plentiful.

FIELD 3 IS THE GROWING FIELD ALSO CALLED DISCIPLESHIP.
Just like a farmer helps the seed to grow with light and water so we help young Christians grow and multiply.

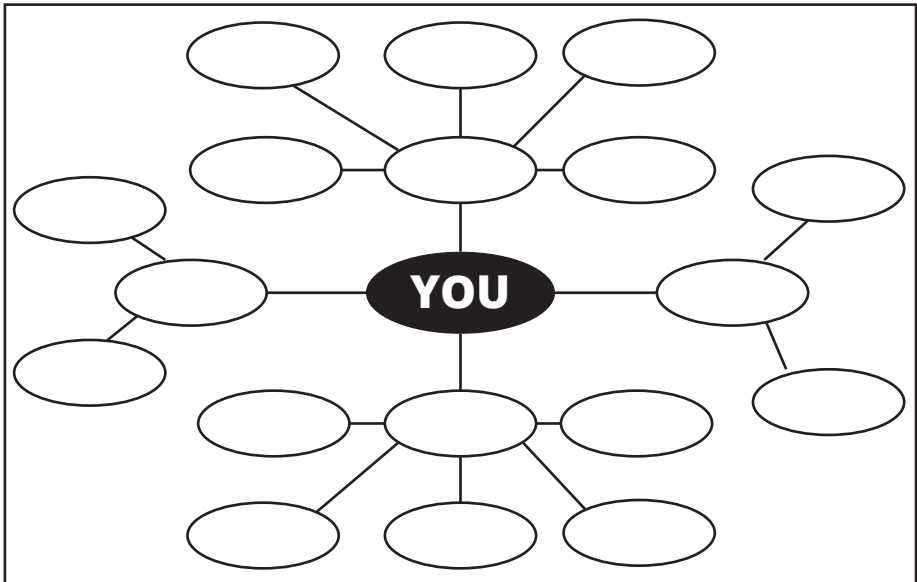
FIELD 4 IS THE HARVEST FIELD ALSO CALLED THE CHURCH
*Just like a farmer gets the sickle to the harvest and gathers it so we gather believers together in a healthy way.
Then the farmer takes seed from the harvest to get the process to reproduce itself all over again and so the cycle continues and that is called LEADERSHIP MULTIPLICATION*



TOOL 1: HOW TO ENTER AN EMPTY FIELD

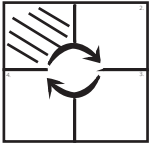
RELATIONAL MAP

Video Link To Training: <https://youtu.be/kZleF83Vc0c>



NOTE: Your relational network is one of the best ways for the gospel to spread and for you to learn how to enter empty fields. This appears to be an intentional and strategic method used by both Jesus and the Apostles (Jn 1.35-51, Act 10.34-48; 16.14-15, 30-33).

In your training encourage those you are teaching to map out their relational network. Those in your network must be people you know who are far from God. It is these very people who are gatekeepers to other people who are far from God.



TOOL 2: HOW TO ENTER AN EMPTY FIELD

PERSON/HOUSE OF PEACE

Video Link To Training: <https://youtu.be/CRqti4Mq2D8>

Read Luke 10:1-9 and divide the page into two columns like in the example below, then answer the following questions from the passage.

- 1) What did Jesus tell the disciples to do?
- 2) What did Jesus tell the disciples not to do?

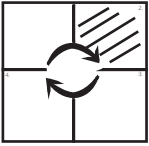
DOs	DON'Ts
Pray, Go, 2x2	Don't take a purse
Say 'Peace to the house'	Don't take a bag
Stay in that house	Don't take sandals
Eat/Drink what is given	Don't greet on the road
Heal the Sick	Do not move house to house
Say, 'The Kingdom is near'	
Not welcomed? Shake off the dust.	

NOTE: No purse means zero budget needed to share the gospel. No bags and sandals means trust and depend on God's provisions. Don't greet means don't get distracted. Don't move from house to house means when you find your person of peace or house of peace STOP and give time to that family and don't rush off until the gospel has been preached to all.

EXAMPLES OF PERSONS OF PEACE: (Woman at the well Jn 4), (Levi Mk 2) (Zaccheus Lk 19) (Eunuch Acts 8) (Cornelius Acts 10)(Lydia & the Jailer Acts 16)

CHARACTERISTICS OF A PERSON OF PEACE:

- They Receive the Messenger
- They Receive the Message
- They Receive the Mission

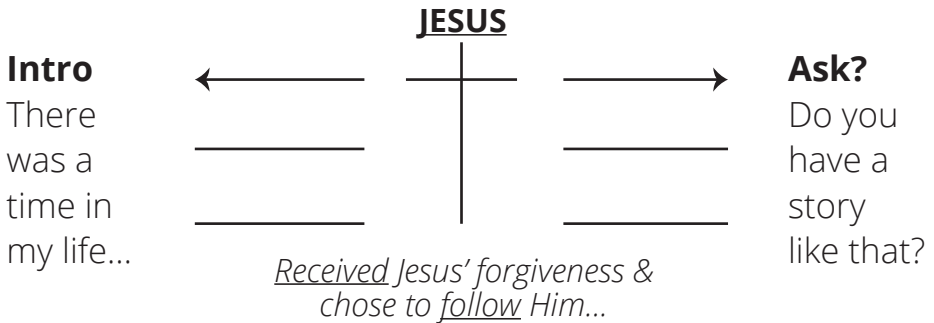


TOOL 3: HOW TO SOW THE SEED KNOW YOUR STORY

YOUR 15 SEC TESTIMONY

Video Link To Training: <https://youtu.be/N0IdoRyeG9Y>

NOTE: Your personal testimony is very powerful because it demonstrates that God has power to change our lives! It is a story of contrasts between your old life and your new life in Christ. But one of the biggest mistakes in sharing our testimony is that we share too much detail and too long. There is power in your story.



Think of TWO WORDS that describe your life before you met Jesus.

Then think of TWO WORDS that describe how Jesus came into your life.

Then TWO WORDS that describe your life after becoming a Christian.

EXAMPLE:

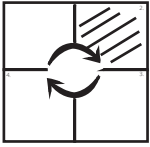
There was a time in my life when I was insecure and angry.

Then I met Jesus, and put my trust in Him, and made Him number one in my life.

Now I am secure and full of joy.

Do you have a story like this?"

That last question is very important, as it invites the other person to share their own experience. When you practice this method in a group, use that last phrase to pass it along to someone else in the group to practice it...and on and on.



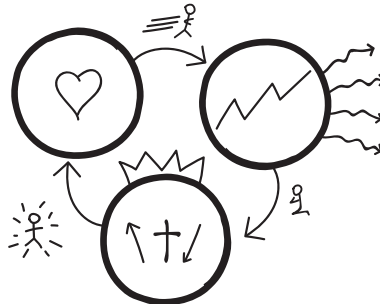
TOOL 4:

HOW TO SOW THE SEED

KNOW JESUS' STORY

THE 3 CIRCLES

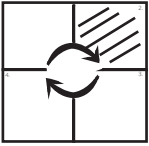
Video Link To Training: <https://youtu.be/B8ZiQL4uI0c>



NOTE: This is a wonderful way to share the gospel with someone who is far from God and a great way to do it, is ask someone if you can show them something that changed your life and especially after telling them your 15 sec testimony

There are 3 circles and the right hand one stands for the broken world. So, when you start, you explain that we live in a broken world. Everyone will agree with this fact. Then you explain that originally God never intended for it to be that way, but because of the sin of Adam and Eve, we all chase after ungodly things. This chase leads us to brokenness. The more we chase after these things that we feel will make us happy, the further we leave God's design. This is what is called sin and it hurts us in our brokenness. The more we chase, the more it snaps us back into brokenness. But God had a plan and that was to send His son JESUS (the 3rd circle) who died for us and who forgives our sins, who gives us grace, mercy and peace and helps us get back to God's original plan and purpose for life. All Jesus wants is for us to make Him King of our lives. To do this all you have to do is Believe, Repent and be Baptised into Him. It's only by this way that we truly find happiness and purpose in life.

Then you want to ask the one you are sharing with this question: in which circle do you see yourself? In brokenness or in God's design and if they say brokenness... you then say **WHAT IS STOPING YOU FROM GIVING YOUR LIFE TO JESUS?**



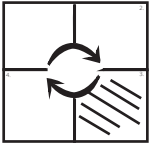
TOOL 5: HOW TO SOW THE SEED

BAPTISM HAMMER

Video Link To Training: https://youtu.be/HDf_PRwf944

Verse	Who was Baptized?	When?	Baptizer?
Acts 2:36-41			
Acts 8:36-38			
Acts 9:10-18			
Acts 10:24, 44-48			
Acts 16:13-15			
Acts 16:31-34			
Acts 18:8			
Acts 19:1-7			

NOTE: Write down the following scriptures. Read them and fill in WHO was baptised, WHEN were they baptised, immediately or sometime later? Also WHO was the baptiser? Then share what you have learnt.



TOOL 6A: HOW TO TEACH A DISCIPLE

Video Link To Training: <https://youtu.be/4IJ0d6WSOaA>

411

4 Questions, 1 piece of paper in 1 hour

WHY?

We need to share the gospel

1. WHY? - YOUR IDENTITY

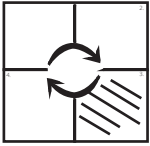
2 CORINTHIANS 5:17-21

NEW



AMBASSADOR





TOOL 6B: HOW TO TEACH A DISCIPLE

Video Link To Training: <https://youtu.be/4lJ0d6WSOaA>

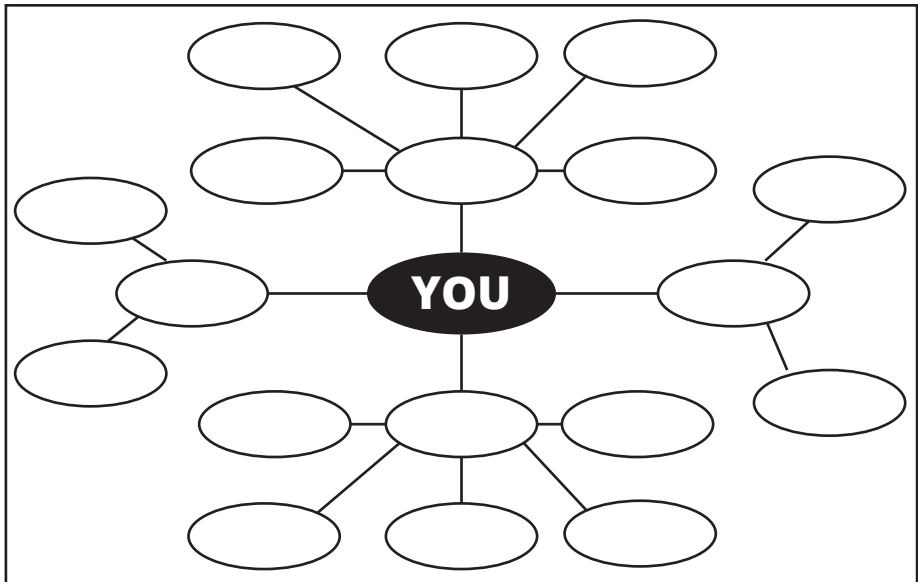
411

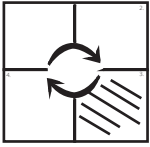
4 Questions, 1 piece of paper in 1 hour

WHO?

Are we going to share it with

2. WHO? - Relational Map





TOOL 6C: HOW TO TEACH A DISCIPLE

Video Link To Training: <https://youtu.be/4IJ0d6WSOaA>

411

4 Questions, 1 piece of paper in 1 hour

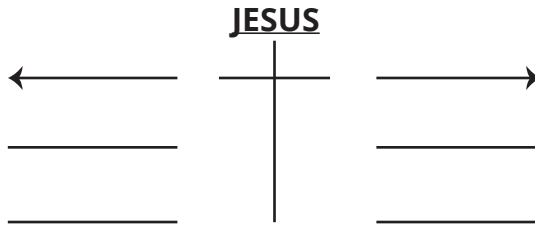
WHAT?

Are we going to share with them

3. WHAT? - 15-Second Testimony

Intro

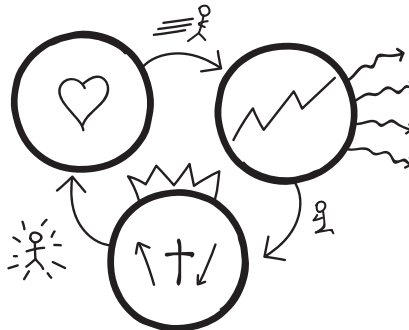
There was a time in my life...

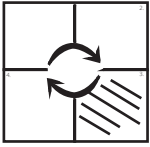


Ask?

Do you have a story like that?

The 3 Circles





TOOL 6D: HOW TO TEACH A DISCIPLE

Video Link To Training: <https://youtu.be/4IJ0d6WSOaA>

411

4 Questions, 1 piece of paper in 1 hour

WHEN?

Are you going to find the time

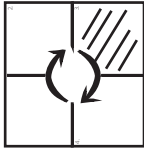
4. WHEN? - Set Goals

- PRAY for your relational map _____
Name & Time

- SHARE Gospel _____
Name & Time

TRAIN 411 _____
Name & Time


- START a small group When? _____
Where? _____
Who Else? _____

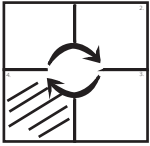


TOOL 7: HOW TO TEACH A DISCIPLE

Video Link To Training: <https://youtu.be/UG6FI7kpBhA>

THREE THIRDS PATTERN OF DISCIPLESHIP

GATHER	GROW	GO
<p><u>MUTUAL TIME</u></p> <ul style="list-style-type: none"> • How are you doing? • 6 Emotions • Happy, Excited, Tender, Scared, Sad & Angry <p>Sing Pray... Lord's Supper Give</p> <p><u>WORSHIP</u></p> <p><u>LOVING ACCOUNTABILITY</u></p> <ul style="list-style-type: none"> • How did you do with your <u>LWILL</u> regarding the last message and also regarding the Goals you set for praying/ sharing/ training others? <p><u>CAST VISION</u></p> <p>Keep God's heart and vision in front of people from Genesis to Revelation or examples of everyday people following Jesus.</p>	<p><u>NEW BIBLE LESSON</u></p> <p>Open the word of God Discovery Based</p> <p><u>SWORD METHOD</u></p> <p style="text-align: center;">God</p>  <p style="text-align: center;">Example Command</p> <p>What do we learn about God? What do we learn about Man? Is there a command to obey? Is there an example to follow?</p> <p>Finish with a "This Week <u>LWILL</u>"</p>	<p><u>PRACTICE DISCIPLESHIP</u></p> <p>For Example:</p> <ul style="list-style-type: none"> • Tell your story • Tell Jesus' story • Practice the GGG 3/3³ • Practice the 411 • Practice the church circle • Practice praying with others <p><u>SET GOALS</u></p> <p>Pray boldly..... for the Holy Spirit to show each person what to pursue.</p> <ul style="list-style-type: none"> • Who will you pray with this week? • Who will you share with this week? • Who will you train this week? • Who can reproduce this and start a new group?




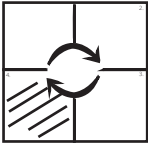
TOOL 8: HOW TO GATHER DISCIPLES IN GROUPS

Video Link To Training: <https://youtu.be/v6c1zBBUYFc>

CHURCH HEALTH CIRCLE

NOTE: Turn to Acts 2:36-47 and read it with your group and draw a broken dotted circle and let the group discover what the early church did and place the symbols within the circle. Example what did we see there? Baptism, praying, discipleship, love, praising God, breaking bread, giving, God's word and leadership. 9 things and when one has all 9 in then you can draw a solid circle indicating it is a healthy church.





TOOL 9: HOW TO GATHER DISCIPLES IN GROUPS

Video Link To Training: https://youtu.be/ZL_TQQeCkvU

LEFT HAND GUIDE TO A CHURCH START



Question #1 - Who is the church?

REPENTED BAPTISED BELIEVERS: To answer this question for the first time, we have chosen one scripture. Acts 2:36-47 that shows us the entry point for the formation of the first New Testament churches. The church consists of repented baptised believers.

Question #2 - What does a church do?

CHURCH HEALTH CIRCLE: Here we need to make a simple list of activities of the first church recorded for us in Acts 2:36-47 and we can refer to the Church Health Circle found on page 18.

Question #3 - Where do churches meet?

ANYWHERE: The answer is found in the following scriptures. Acts 2:46/5:42/16:40/17:5-7/18:7/19:9/20:20/Romans 16:1-5 1 Cor. 16:19/Col. 4:15/ Philemon 1:1-2

Question #4 - When do they meet?

ANYTIME: Here the answer is not written in stone; in fact, the precedent of the first church will point to daily meetings (see Acts 2:46) and on the first day of the week (Acts 20:7). What can be stated, however, is the need for a regular plan for meeting. Hebrews 10:24-25.

Question #5 - Why do they meet?

TO GLORIFY GOD AND ENCOURAGE EACH OTHER: The answer here is our primary motive. 1 Corinthians 10:31 says, "So whether you eat or drink or whatever you do, do it for the glory of God... Hebrews 10:24 and John 17:20-21



TOOL 10: HOW TO DEVELOP LEADERS THAT MULTIPLY

Video Link To Training: <https://youtu.be/eSwpUN-30Is>

THE 5-LEVELS OF LEADERSHIP

L1
Seed
Sower



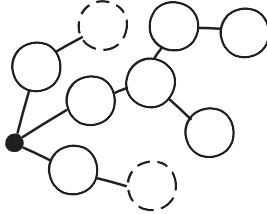
- A disciple who
- spreads the gospel among family and friends
 - masters simple, effective tools for sharing the gospel
 - loves lost people
 - models seed sowing to others

L2
Church
Planter



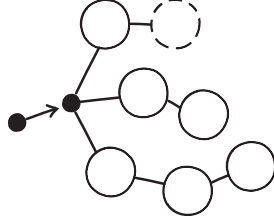
- A level 1 leader who
- learns how to make disciples and plant churches
 - trains level 1 workers to share the gospel
 - forms disciples into groups that become churches

L3
Church
Multiplier



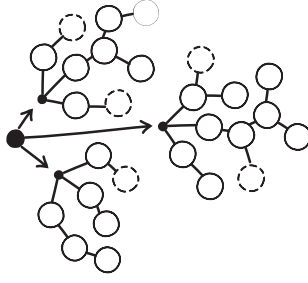
- A level 2 leader who
- starts churches that reproduce churches to four generations
 - equips level 1 and level 2 leaders
 - ensures the health of churches and releases authority to local leaders

L4
Multiplication
Trainer



- A level 3 leader who
- produces four generations of new churches across multiple streams of church planting
 - engages beyond the leader's own network to cast vision and train for multiplication
 - identifies and resolves barriers to multiplication

L5
Movement
Catalyst



- A level 4 leader who
- becomes a catalyst for multiple streams of church planting among unreached people groups
 - equips level 3 and level 4 leaders to facilitate multiple streams of multiple generations of church planting
 - majors in networking, resourcing and vision casting

← Addition Multiplication →



TOOL 11: HOW TO DEVELOP LEADERS THAT MULTIPLY

Video Link To Training: <https://youtu.be/AEKVAIISwU>

IRON ON IRON

Purpose: Learning from other practitioners while addressing stuckages (barriers) and clarifying action steps that address stuckages.

Rules: Attack the plan, not the man.

Focus: Do this with the lostness of your community in mind.

Proposed Schedule: (60 Min, Assign a Facilitator, and time keeper to keep things on track)

1. Report/Update (30 min)

- **Abiding:** Are you personally abiding in Jesus regularly? (yes/no)
- **Conflict:** Is there any unforgiveness in your heart or unresolved conflict on your team? (yes/no)
- **Vision:** What is the local vision you are laboring towards?
- **Context:** Describe your context (city, people groups, etc)
- **Tools:** Briefly share what tools you are using in each field of 4 Fields
- **Weekly Ministry Rhythm:** Briefly share your weekly rhythm, how you (pray, share, disciple, church, coach)
- **Gen Map:** focusing on your most fruitful streams (or relational map/list if you don't yet have a gen map)
- **Stuckages:** Be sure to share the stuckages/barriers you are facing on the path to multiplication of healthy, sustained disciples and churches

Other participants:

2. Encourage (5 min)

3. Ask clarifying questions (5 mins)

4. Discuss solutions that address barriers (15 min) - Scripture, Stories & Suggestions

5. Share 2-3 action items & your accountability plan (3 min).

6. Pray over them (2 min)



TOOL 12:

HOW TO DEVELOP LEADERS THAT MULTIPLY

Video Link To Training: <https://youtu.be/IOCoqHulzu0>

MAWL PRINCIPLE

NOTE: MAWL is acronym that stands for Model, Assist, Watch and Leave and is a great way to transfer skills and equip others and we see Jesus and the disciples used this. This is common with tradesmen like electricians, plumbers and the like.

I like to compare to a parent teaching a child how to ride a bicycle. The parent will first ride the bike in front of the child to MODEL it so the child can see what the parent wants him to do. Then the parent will ASSIST the child by holding the saddle and helping the child keep his balance but also get the child to assist with some pedalling . Then the parent will WATCH the child ride the bike and when that child can ride the parent will LEAVE.

Examples in scripture:

MODEL

Jesus in Mark 1: modelled by preaching, praying, healing, moving from town to town.

Paul in Acts 13 to Acts 20 modelled how to plant churches and develop teams.

ASSIST

Jesus in Mark 6:35-41 assisted his disciples by feeding the 5000 and then we see Jesus says now you feed them.

Paul in 1 Thes 3:6 gets to Corinth and writes a letter. When he needs help to get the letter to Thessalonica, he entrusted this to Timothy.

WATCH

Jesus in John 4:2 is being blamed for baptising more disciples than John. In fact it was not Jesus baptising but his disciples. He was watching and delegating.

Paul in 2 Timothy 2:2 was watching Timothy from a distance as he was reaching out.

LEAVE

We see Jesus in Acts 1:7-11 leave and says you will be my witnesses to the ends of the earth and leaves.

And Paul in Acts 20:18-35 says good bye to the Ephesians elders.

SHORT TERM DISCOVERY BIBLE STUDY CURRICULUM IDEAS ON KNOWING AND FOLLOWING JESUS

Use the 3 Thirds pattern of gathering and work through these amazing Jesus stories of hope

GETTING TO KNOW JESUS Stories of Hope	FOLLOWING JESUS 7+ Basic Commands
A hole in the roof : Mark 2:1-12	Repent and Believe : Mark 1:15, Luke 19:1-10
The woman who wept at Jesus' feet: Luke 7:36-50	Be Baptised: Matt 28:19, Acts 8:26-39
Two lost sons: Luke 15:11-32	Pray: Luke 11:1-13
Who does God accept?: Luke 18:9-17	Love God and Love Others: Matt 22:37-39, Luke 10:25-37
Crucifixion: Luke 23:32-49	Make Disciples: Matt 28:16-20, John 4:4-42
Jesus appears to His disciples: Luke 24:36-49	Lord's Supper: Luke 22:7-20
Which soil are you?: Mark 4:1-25	Give: Luke 6:38, Mark 12:41-44
Two Births: John 3:1-18	Relationships: Gen 2:19-25, 1 Cor 7:1-16
The wedding feast: Luke 14:7-25	Priorities: Matt 6:19-34
The Good Shepherd: John 10:1-30	Holy Spirit 1: Acts 2:1-4, 14-21, 36-39 Holy Spirit 2: John 14:15-27, 1 Cor 12:1-11
The Samaritan Woman: John 4:1-30,39-42	Word: Acts 2:42, John 15:1-17
	Church Formation: Acts 2:36-47

LONG TERM DISCOVERY BIBLE STUDY CURRICULUM FROM CREATION TO CHRIST

Use the 3 Thirds pattern of gathering and work through these amazing stories from Creation to Christ

Genesis 1:1-25	The Creation Story: God created the World
Genesis 2:4-24	The Creation Story: The creation of Man
Genesis 3:1-13	The Fall: The first Sin and Judgement
Genesis 3:14-24	The Fall: Judgement of a sinful world.
Genesis 6: 1-9,17	The Fall : The Flood
Genesis 12:1-8; 15:1-6	Redemption: God's Promise to Abram
Genesis 22:1-19	Redemption: Abraham offers Isaac as a Sacrifice.
Exodus 12:1-28	Redemption: The Promise of Passover
Exodus 20:1-21	Redemption: The Ten Commandments
Leviticus 4:1-35	Redemption: The Sacrificial System
Isaiah 53	Redemption: Isaiah Foreshadows the Coming Promise
Luke 1:26-38; 2:1-20	Redemption: The Birth of Jesus
Matthew 3; John 1:29-34	Redemption: Jesus is baptised
Matthew 4:1-11	Redemption: The Temptation of Christ
John 3:1-21	Redemption: Jesus and Nicodemus
John 4:1-26, 39-42	Redemption; Jesus and the Woman at the Well
Luke 5:17-26	Redemption: Jesus Forgives and Heals
Mark 4:35-41	Redemption: Jesus Calms the Storm
Mark 5:1-20	Redemption: Jesus Casts Out Evil Spirits
John 11:1-44	Redemption: Jesus Raises Lazarus from the Dead
Matthew 26:26-30	Redemption: The First Lord's Supper
John 18:1-19:16	Redemption: Jesus is Betrayed and Condemned
Luke 23:32-56	Redemption: Jesus is Crucified
Luke 24:1-35	Redemption: Jesus Conquers Death
Luke 24:36-53	Redemption: Jesus Appears and Ascends
John 3:1-21	Redemption: We Have a Choice

DISCOVERY BIBLE STUDY

The Discovery Bible Study method is unique. There is no lesson to prepare, nor specific text questions. The Discovery Bible Study is best done in a group of three or more. The goal of the Discovery Bible Study is not to conduct a one-way Bible lesson, but is driven by questions and conversation, there is no limit to the depth of learning and application a group can experience.

The passage could be as short as a few verses, or as long as a story that covers several chapters. It is important to make sure everyone has a Bible, so bring a few extra in case.

First, get the facilitator to tell the story in his own words. Then get someone else to try to retell the story. Next, have another person read the passage aloud while the others follow.

Next, guide discussion with four basic questions:

1. What does this passage tell us about God?
2. What does this passage tell us about people?
3. Is there a command?
4. Is there an example?

During discussion, keep the following ground rules in place:

1. Keep discussing the passage. It is especially important to rein in anyone who has more Bible knowledge and may be prone to drawing connections with passages that are unfamiliar to others in the group.
2. Don't teach, facilitate conversation through questions. If a person makes a questionable comment, rather than correcting, ask, "Can you show me where in the passage you see that?" Or ask, "What does everyone else think about that idea?" Allow the group to self-edit.
3. Keep to the time allotted and redirect tangents.

Apply: It is important to always end discussion with an application question. Have each person in the group answer the following question: "If this passage is true, then this week "I will". This teaches the importance of obedience to God's word.

BRIDGING TO THE GOSPEL

A great way to begin a conversation about the gospel is to be curious about or wonder about what your friends believe. Here are some ideas on how to start a conversation.

1. You know I am a Christian but I have never told you how that came to be. Can I share that with you?
2. I was wondering, do you have a spiritual belief?
3. Can I show you something that changed my life?
4. Have you ever felt drawn to God?
5. Have you ever felt that God let you down?
6. What are the joys and challenges in your life right now?
7. What are you passionate about?
8. When have you felt near or far from God?
9. If God was to do a miracle in your life, or the life of someone you love, what would it be? Can I pray for that right now?
10. Listen for their bee sting, where they have been hurt and love them and pray for those hurts.

MULTIPLYING DISCIPLES AND CHURCHES EVERYWHERE

Movements grow as we attend to prayer, sharing, discipling, church formation and leadership development.

Right now in the world we need prayer movements. God's people seeking Him in prayer, going deeper in order to see this generation won to Jesus.

Some ideas:

1. Hold a regular ½ night of prayer
2. Pray and fast 1 day a week
3. Organise a group to pray weekly online, in a café, at a house or under a tree, anywhere
4. Start as many 4 fields multiplication zoom meetings that you possibly can.
5. Meet in groups and train as many as you can in the 4 fields multiplication training.
6. Be a leader and practitioner that goes into the harvest leading by example.
7. Train, equip and release and strive to become a L4 multiplication trainer, but it all starts at becoming a L1 seed sower. Pray, pray, pray.

