



# FIND YOUR NAIL SIZE


## WHAT WILL YOU NEED?



Transparent Tape



Pen / Marker



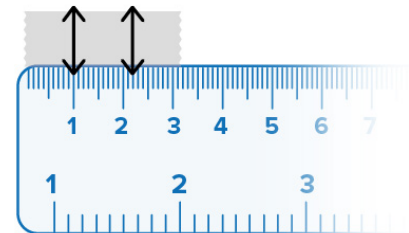
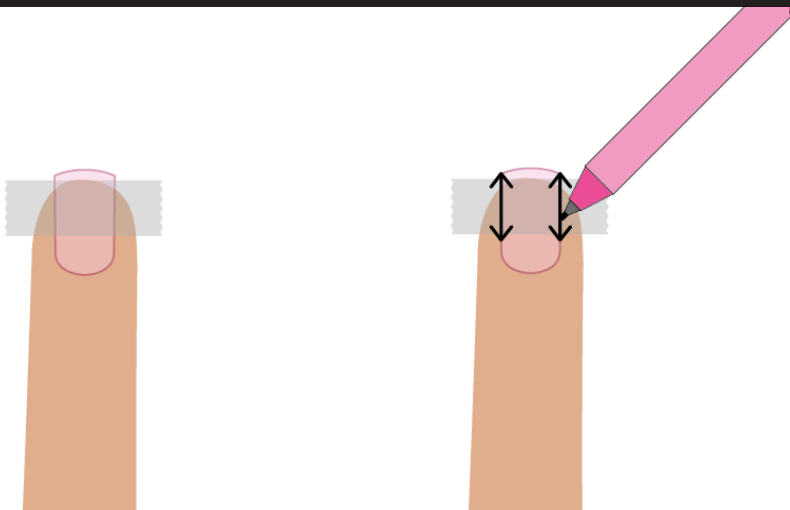
Ruler (in mm)

OR



Tape Measure

- STEPS:**
1. Stick a piece of transparent tape over your nail. Press down at the side walls of the nail to crease.
  2. Use pen/marker to mark the left & right side where your nail is the widest
  3. Stick the tape onto a flat surface. Measure the distance between the 2 marks with a ruler
  4. Write down your nail measurement inside the Sizing Guide. Repeat on all fingers.





# SIZING GUIDE

For each nail, please write down your measurements in millimetres below

*\*\* When placing your order, please write these numbers in the notes section \*\**

