



# KID SPLASH

HOME  
EXPERIENCE

WELCOME!

WELCOME!

WELCOME!

# LET'S GET STARTED!

**As a family, take some time over the next few weeks a work through the videos and the workbook. This tool is broken up into 6 different parts each with a different symbol:**



**1. The Cloud** - God is Perfect



**2. The Heart** - He Loves Me



**3. The World** - Sin is the Problem



**4. The Gift** - God Wants To Give Me A Gift



**5. The Cross** - Jesus Paid for My Sin



**6. A, B, C's** - Accept, Believe, Choose

Watch the video segment before going through that section of the book. Each section is designed to take about a week, but take more or less time depending on your situation. Remember, this is just a tool to help your child understand what the Bible teaches us. This is not a requirement from God and definitely not a prerequisite for baptism. It does not take the place of the Bible!

Above all, have fun working with your child as they grow towards Christ.



GOD IS  
PERFECT

# THE PERFECT CIRCLE

**Supplies: Paper, Pencils, Blindfolds**

In this activity, each family member is going to draw the best circle that they can. You only have one try. And, you must do it blindfolded. Once everyone has their blindfolds on, you can start. After everyone is done, take your blindfolds off and compare. See which circle is best.

It's impossible to draw a perfect circle. You just can't do it. No matter how much you practice or try, your circle will never be perfect. A perfect circle has no mistakes in it. Just like none of your circles are perfect, none of us are perfect. Only God is perfect and everything about Him is perfect. He has never done anything wrong, and He cannot be "better" than He already is. God is perfect.

# THE PERFECT WORLD

**Read: Genesis 1:1-2:3**

In the beginning, God created everything. He created the light and the dark. He created the water and everything that swims in it. He created the plants and He created people. After everything He made He said it was "good." After He made people He said it was "very good." He is a perfect God, and created a perfect world. All we have to do is look at His creation and know this: Think about how beautiful the trees are when they change colors in the fall. Think about waterfalls. Think about the ocean. Take some time today to look in magazines or on the internet and look up pictures of creation. Look for pictures of sunsets. Look at birds soaring. See if you can find a picture of your favorite animal.

- Talk about the different days of creation. See if you can figure out what God created each day.
- See if you can find a picture (or better yet, go outside) and see if you can find an example FROM (not of) each day of creation.



# FAMILY DISCUSSION

This week, we've been talking all about God's perfection. Use the following questions to jumpstart your discussions. There are no wrong answers to these questions. They are designed to help create conversation between you and your kids.

1. When we say "God is Perfect," what does that mean to you?
2. What are some things that God created that remind you that He is perfect?
3. Do you think you could ever be perfect? Do you think you could be perfect for a day?

# NOW I KNOW MY CBA'S

## **Supplies: None**


Take a few minutes and talk about your favorite songs. Next pick a few easy songs (Row, Row, Row Your Boat, The A, B, C's, Twinkle, Twinkle Little Star). These songs are pretty easy to sing, but can you sing them backwards? Decide on a song and see who can sing it backwards perfectly (or more perfectly than anyone else). Of course the adults have to go first...it's only fair. And to make it just a little bit easier, keep the tune the same, just reverse the words. If you still need help, write out the words to your song backwards and try to sing them with the words written down. (Hard, isn't it?)

Obviously God's perfection doesn't just mean that He can sing songs backwards. God is perfect in every way. He has never sinned. He has never messed up. He is perfect!!

**DIVE IN**  
TO SCRIPTURE

# GOD IS PERFECT

We've been talking all week about how God is perfect. We know that God is perfect because the Bible tells us He is perfect. Look up Matthew 5:48 and write it in your own words. (Don't just copy the verse.)



Deuteronomy 32:4 and Psalm 18:30 also talk about God's perfection. Look them up and read them together.

Take a few minutes and pray together asking God to show you His perfection. Ask Him to help you understand His perfection just a little bit more.

HE  
LOVES  
ME



**FAMILY  
ACTIVITY #1**

# GOD LOVES YOU, YOU, AND YOU

**Supplies: Paper, Art Supplies**

(crayons, markers, stickers, etc.)

God loves you more than you could ever imagine. In fact He loves you so much He made this huge world we live in...for you!! And He loves everyone in the world this much.

Tell someone today that God loves them. But don't do it in any boring way. Let's do it by making a card for them that tells them God loves them. Each person in the family needs to pick a person to make a card for. It can be someone you know (like a friend or a grandparent), or it can be a complete stranger (someone at a nursing home or hospital). Work together as a family to make your cards. Make them as fun as you can. Then, set a date this week to deliver your cards.

# A LOVING FATHER

**Read: Luke 15:11-32**

(Read in "The Message" version )

This story is a parable (a story Jesus used to teach us a lesson). He told us this story to tell us about God's love.

- How would you feel if you had been the father? How would you have felt if someone you loved asked you for money, and then left?
- How do you think the father felt while the son was away? Do you think he missed him? Do you think he prayed for the son to come home?
- Reread verse 20. What do you think the father was thinking when he saw his son coming home?

This story shows us a picture of God's love. The father in this story loved his son with his whole heart; God loves us the same. God doesn't care if you've lied before. God doesn't care if you've disobeyed your parents. He loves you, and nothing is going to change that.

# FAMILY DISCUSSION

This week we've been talking all about God's love. Use the following questions to jumpstart your discussions. There are no wrong answers to these questions. They are designed to help create conversation between you and your kids.

1. Name 5 people you love.
2. Why do you love those people? Is there anything they do that makes you love them more?
3. If God was going to tell you how much He loved you, what would He say? How would He say it?
4. Do you think you could ever do anything that would make God love you less (or not at all)? Hint: The answer is "no."

# SHOWING GOD'S LOVE

**Supplies: \$10-\$15**

Your activity earlier this week was to make a card for someone to show them God's love. Today, we're upping the challenge. Today, let's show God's love to someone else.

As a family, go take a drive to McDonald's (or Starbucks or Wendy's). Sounds easy, right? When you get there, buy someone's meal (or drink). Maybe you could go through the drive-thru and pay for the people's meal behind you or go inside and pay for the person standing in front of you.

If someone asks you what you're doing (and they will), just tell them, "I just wanted to let you know that God loves you."

God's love never ends. And we need to make sure we are always telling people this.

**DIVE IN**  
TO SCRIPTURE

# GOD IS PERFECT

We've been talking all week about how God loves us. The Bible is full of stories and verses that tell us about God's love. Read the verses below and then write in the white box what all these verses say about God's love.

**John 13:34 • John 15:9 • Romans 5:8**  
**1 John 4:11 • John 15:12-17**

It would be impossible to list all the verses about love in this little booklet. The Bible itself is a love story written to us from God. The whole Book tells of His love. Take some time today to talk about some Bible stories you have heard or know. How do those stories show God's love?

SIN IS THE  
PROBLEM



# THE PICTURE OF SIN

**Supplies: Paper, Art Supplies**  
(crayons, markers, stickers, etc.)

Sin is not a fun thing to talk about. It shouldn't be. It's a horrible thing. It's the reason Jesus died for us. Today, though, our activity is about sin. It's about helping us understand what sin really is.

When you hear the word sin, what does it make you think of, and what does it look like? Use your paper and draw what you think "sin" looks like. There is no wrong way to draw it, because sin looks like a lot of things. You might draw a specific sin, or just a picture of how sin makes you feel. Whatever you decide, take a few minutes tonight to draw it, then talk about it with your family and see why each person drew it the way they did. After you've finished talking about it read Psalm 51:1-10.

# THE FIRST SIN

**Read: Genesis 3:1-13;20-24**

This is the story of the first sin. Before this happened, there had never been sin in the world. They didn't kill someone. They didn't build a giant idol to worship. They didn't rob a bank. They just ate a piece of fruit. Seems like a big punishment for such a little sin, doesn't it? You see to God, it doesn't matter what kind of sin we do. Sin is sin. In God's eyes, all sin is just as bad as the worst sin. The Bible even tells us that being so mad at someone that you want to kill them is just as bad as actually killing them. God hates sin...all of it. But my favorite part of this story is the end. God never kicked them out of the garden to punish them. Everything He did for Adam and Eve shows us that He still loved them even though they sinned. He made them clothes, he put them out of the garden to protect them from the tree of life. He loved them despite their sin. And He loves you. He knows you have sinned. We all have. But God's love for you doesn't change. He loves you and He always will.

- Have you ever been punished for breaking a rule? What did it feel like?

Don't ever forget that God loves you. He hates sin, but He loves you. And that won't change, no matter how many bad things you do.



**FAMILY**  
DISCUSSION

# FAMILY DISCUSSION

This week we've been talking all about sin. Use the following questions to jumpstart your discussions. There are no wrong answers to these questions. They are designed to help create conversation between you and your kids.

1. What do you think it would be like to live in a world with no sin? What would the world be like?
2. Even though they knew it was wrong, why do you think Adam and Eve ate the fruit in the garden?
3. Why do you sin even though you know it's wrong? Why do you lie? Why do you disobey parents and rules?

# SHOWING GOD'S LOVE

**Supplies: Cotton Balls, Liquid Iodine,  
Spray Starch.**

This experiment will help us see the difference between the way we see sin and the way God sees sin. It takes some supplies you may not have at home, so make sure you have all the supplies before you start. All supplies are inexpensive and can be found at a grocery store and/or pharmacy. This is a very easy experiment and only has two steps.

1. Begin the experiment by using a cotton ball to rub some iodine on your arm. Rub an area about the size of a dollar bill. (This is how we see our sin a lot of times. It looks a little gross, but not all that bad. We could live with it, and we might forget about it after a while.)

2. Spray the starch on your arm onto the iodine. (This is how God sees our sin. It's not just a little gross. It's really gross. It doesn't matter whether it's a little sin or a huge sin. To God, it's all horrible. It's something you could never get used to...unless it's cleaned up and forgiven.)

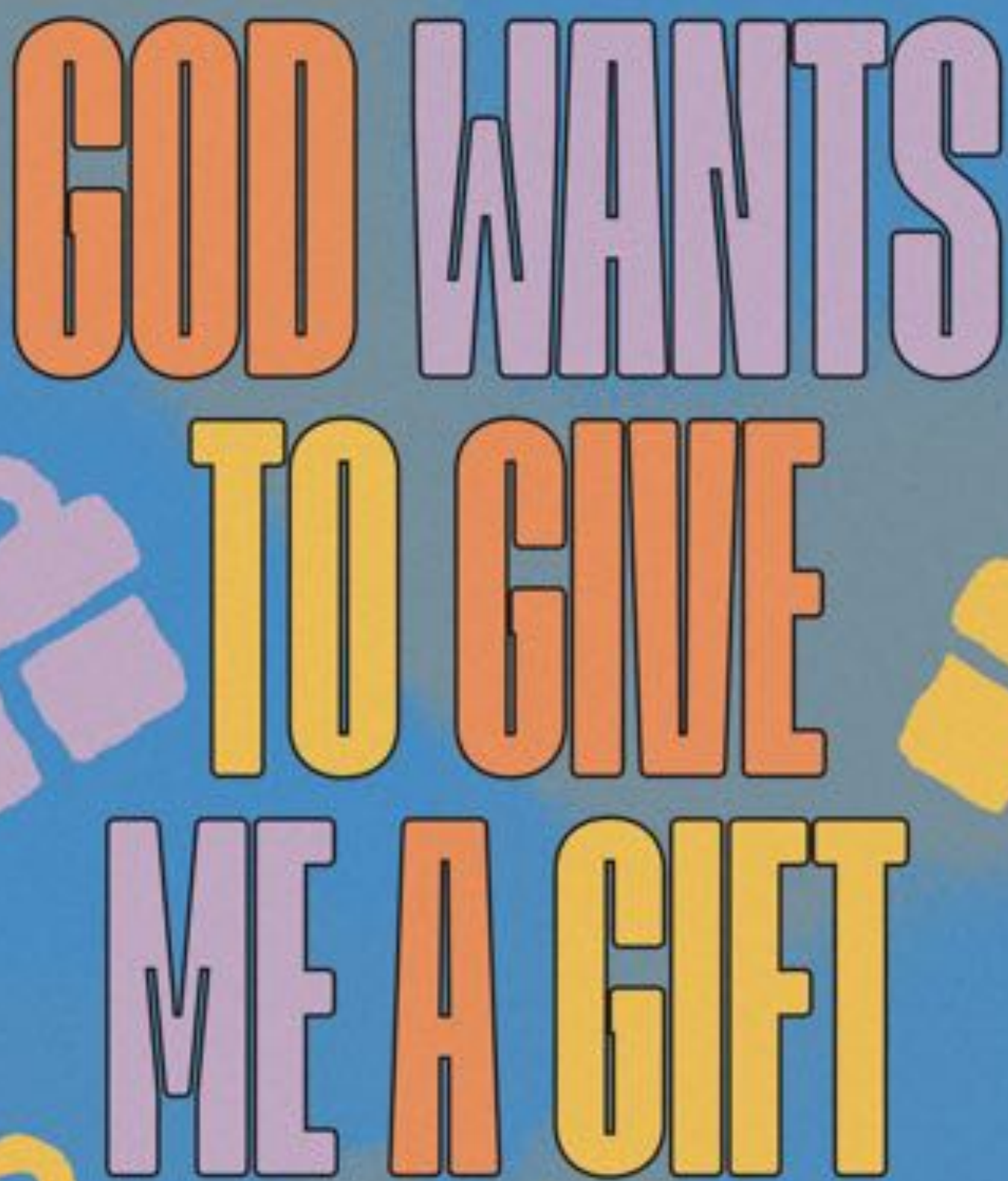
After you clean your arm (just use hand soap), talk about how we see our sins and how God must see our sins. Isn't it amazing that God still loves us, even though we sin all the time?

# SIN IS BREAKING GOD'S RULES

We've been talking all week about sin and how God sees it. There are lots of verses that deal with sin, but the best place to start is in Exodus 20:1-17. These are the 10 commandments, the first rules (after the Garden of Eden) given in the Bible. Read them and think about which of these rules you have broken.

Other verses to read: Matthew 5:21-22; Romans 6:23; Ecclesiastes 7:20

There are quite a few verses that talk about sin in the Bible, but none gets to the point like Romans 3:23-24. Read this verse, and then rewrite it in your own words in the box below.

The background is a solid blue color. Scattered around the central text are several stylized gift boxes. These boxes are depicted with simple lines and are colored in shades of purple, orange, and yellow. Some boxes are shown from a top-down perspective, while others are shown from a side-on perspective, giving a sense of depth. The boxes are of various sizes and are positioned in the corners and between the lines of text.

GOD WANTS  
TO GIVE  
ME A GIFT

# GIFT EXCHANGE

**Supplies: Wrapping Paper**  
(or old newspapers)

Today you are going to give someone in your family a gift. Have everyone in your family put their name in a bowl and draw names (no one should have themselves). After you have drawn names, you have 1 day to come up with a gift for your person. There are only two rules: you cannot spend any money on this gift and it has to be something that the other person will like. You could make something. You might look through your things and give them something of yours that they would like. Whatever you give them, make it special. This same time tomorrow, exchange your gifts.

As you look for your gifts, remember that God's gift to us cost no money, but was the most valuable gift ever given. He gave up His own Son...for you.

# THE BIGGEST GIFT

**Read: Mark 12:41-44**

This is a very short story. But it's a short story with a big gift in it. If you have ever seen people give their offerings at church, you can picture what's going on in this story. People are walking into the temple (their church) and giving their offerings to God. The problem is, many of the people who are giving money are giving a lot of money. That doesn't really sound like a bad thing does it? It wouldn't be a bad thing except that they were giving a lot of money so that everyone would think they were great people. You see, they wanted everyone to see them give a lot of money. They weren't giving because they loved God. They were giving because they wanted attention. Then this poor woman came in and gave two copper pieces. She gave two pennies. People were giving thousands of dollars and she only gave two pennies. But she gave everything she had, and she gave it because she loved God. She was giving a huge gift. Her gift was more valuable to God than any gift that was given that day.

- What could you give to God? What has God given you?

You could never give God enough to pay back the huge gift He's given you, but God's not asking you to do that. We need to thank Him for giving us such a wonderful gift...a God sized gift!

# FAMILY DISCUSSION

This week we've been talking all about gifts. Use the following questions to jumpstart your discussions. There are no wrong answers to these questions. They are designed to help create conversation between you and your kids.

1. What is the best gift you have ever opened? Was it at Christmas? Your Birthday? What made it so cool?
2. Think about all the gifts you have given. Which one was your favorite gift to give? Who did you give it to?
3. Many people don't accept God's gift. How would you feel if you gave someone a very special gift and they said they didn't want it?
4. How does it make you feel to know that God gave you such a big gift?

# UN-BIRTH DAY PARTY

## **Supplies: Cake & Birthday Supplies**

Happy Un-Birthday!! (Unless it really is your birthday, then HAPPY BIRTHDAY!!) Today you get to celebrate. You've already been given a gift...and it's a big gift. Now, go celebrate. It's time to plan your party.

Bake a cake (or go buy some cupcakes). Go out to dinner and order dessert. You can even wear birthday hats if you want. You can invite friends over or just have a party with your family. You can have an all out bash with the whole neighborhood. Or you could just have a quiet little party with just your family. The bottom line is...have a party.

Do everything you would normally do at a birthday celebration, except gifts. There's no reason to get or give gifts at this party. God's already provided the greatest gift ever!!

**DIVE IN**  
TO SCRIPTURE

# THE GREATEST GIFT

We've been talking all week about the greatest gift ever. There are a lot of verses and stories in the Bible that deal with gifts. But the gift we're talking about is the best gift ever—God's Son. Read John 3:16 and rewrite the verse in your own words.



Other verses to read: Galatians 3:4; Romans 6:23; Ephesians 2:8



JESUS



PAID FOR



MY SIN



# GARBAGE DUTY

**Supplies: Trash bag, rubber gloves**

Today's activity is more of a challenge. Today you get to go on a walk...and pick up trash. Grab some rubber gloves and a few trash bags and go on a walk around your neighborhood or street. Wherever you see some trash on the ground, stop and pick it up.

Now, I know what you're thinking. "Why should I have to pick it up? I didn't throw that Pepsi can on the ground. Someone else did." That's the point. When Jesus died on the cross for our sins, He didn't die because He sinned. He died because you sinned. He died because other people sinned.

In a small way, you are doing exactly what Jesus did. You didn't throw down the trash that you are picking up. You are picking it up because someone else threw it down. (Then after you're done picking up that trash, throw it away and go have a treat as a family.)

# THE SACRIFICE

**Read: Genesis 22:1-13**

Before Jesus died and was sacrificed for all our sins, people needed to sacrifice animals to pay for their sins. They did it because they knew they had broken God's rules. In this story God told Abraham not to sacrifice an animal, but his only son. And Abraham was willing to do it. At the very last moment, God stopped him. He showed Abraham a ram in the bushes to sacrifice instead. God provided a sacrifice for Abraham.

This story is very much like the story of Jesus: with one exception. God didn't stop like Abraham did. He willingly let His own Son die because He knew it was the only way. He knew there was nothing else that could take His place. Jesus died for you!!

- Have you ever had to give up something you liked? What did it feel like?
- What do you think God felt like while Jesus was being sacrificed?




God loves you so much that He was willing to let Jesus die for you. Don't ever forget that. Don't ever doubt how much God loves you.



**FAMILY**  
DISCUSSION

# FAMILY DISCUSSION

This week we've been talking all about Jesus' sacrifice. Use the following questions to jumpstart your discussions. There are no wrong answers to these questions. They are designed to help create conversation between you and your kids.

1. What is your most valuable possession? What is the one thing you own that is the most important to you?
  2. Is there anyone that you would be willing to give this possession up for? (It's ok if there isn't...no one is asking you to.)
  3. Jesus died for all of our sins. God sacrificed what He loved most (His only Son) for you. Why do you think He did this?
  4. Knowing that God gave up Jesus for you, what should you do differently now? How should you live your life differently?
- 
- 
- 

## **FAMILY** ACTIVITY #2



# GONE

**Supplies: White Printer Paper,  
Pencil or Pen**

Everyone take a piece of paper and start writing sins. They can be sins that you have done (lying, cheating, disobeying parents, making fun of someone) or they can just be generic sins. If your child doesn't write too well, have them draw things that remind them of sins. Give everyone a few minutes to finish this, and wait for everyone until you go to the next step.

When everyone is finished, take your paper (writing side up) and fold it like the diagrams above.

After you've finished folding it, open up your last fold and rip along the fold line. Open up all your pieces of ripped paper and you'll see a reminder of both your sins and what Jesus did to pay for them.

**DIVE IN**  
TO SCRIPTURE

# JESUS DIED FOR OUR SINS...ALL OF THEM

We've been talking all week about our sins and what Jesus did for us. Jesus willingly died on the cross for you! That's incredible. In fact, it's so amazingly wonderful, it's what the entire New Testament of the Bible's all about. Take a look at a few of the verses that talk about it.

**John 3:16-17**  
**Romans 6:8-10**

Take a look at Romans 5:8 and rewrite it in your own words.



# ADMIT YOUR SIN

We have all done things that we aren't proud of. We have lied to our parents, disobeyed teachers, made fun of other kids. The Bible calls all those things "sins." Admitting our sins means telling God that we know we have sinned and messed up, and asking Him for forgiveness. God will forgive your sins if we simply ask Him and tell Him we're sorry. Tell Him what you're sorry for now.



# BELIEVE IN JESUS

The letter "B" simply means believe in Jesus. Believe that He died for your sin. Believe that Jesus is God's Son and that He loved you enough to die on the cross for you. If you believe in Jesus and that He died for you, tell Him. Talk to Him right now.



# CHOOSE HIM TO BE YOUR FOREVER FRIEND

God wants you to be forever friends with Him, but He won't make you. You have to decide on your own to be His forever friend. This is the biggest choice you will ever make in your life, and it's a choice that's completely up to you. Your family can't make it for you. Your friends can't choose for you. You have to choose yourself. Will you choose to make Him your forever friend?



# TAKE THE PLUNGE

After we've made the choice to be forever friends with God, there's a physical thing we do that shows what's happening inside our hearts. It's called baptism. Baptism is where someone goes down in the water and then comes right back up. It's a really cool picture of what is going on inside our hearts. Our old self dies and is buried in the water, just like Jesus died and was buried in a tomb. Then as we come up out of the water, we are a new person, a forever friend of Jesus. We come out brand new. We are now free to live our lives with Jesus, both now and forever in heaven. Baptism is a picture of what Jesus did for us. He was buried and came back to life. In baptism, we are buried in water, and come back to life a new person. If you are ready to take this step contact the Kids Ministry at First Christian Church by calling 350-456-2600 or visiting [firstchristian.com/baptism](http://firstchristian.com/baptism)

# THE JESUS LETTER

Take time with your child to help them write a "Jesus letter" as they prepare to make a decision to follow Him. As they grow older this will be a powerful reminder of what God was doing in their hearts when they began a relationship with Him. It will also help them to share their faith and their story with others.

Sit down in someplace quiet with your child, grab a pen and paper, and tell them you're going to write a letter to Jesus together. If they are old enough to write, let them do it themselves. Otherwise, they can dictate it to you.

1. Write the date at the top of the page.
2. Begin with "Dear Jesus, You are . . ." and ask them to write who Jesus is to them.
3. Continue with "I love You because . . ." and encourage them to tell Him what they love about Him.
4. Then write, "I'm sorry for the times I . . ." and write out what they want Jesus to change in their lives.
5. Finish with "I want to follow You because . . ." and have them tell Jesus why they are making this decision.

Have them sign their name. Put this letter someplace you can find years





**KID SPLASH**

HOME  
EXPERIENCE