

# Build your own Blockchain!

## Instructions

**Step 1:** Print this page!











**Step 2:** Cut along the solid black lines (don't cut the dotted lines!) below until you have 10 strips of paper with 2 dotted lines on each. Each one of these strips will become a link in your blockchain!

**Step 3:** Score and fold along the dotted lines.

**Step 4:** Tape the ends of each piece together so that they form a triangle.

**Step 5:** Arrange all pieces in order on the other blockchain template page that you printed out (the one that has shapes arranged to look like a forward-facing arrow).



		Egg		Processing
		Smolt		Truck
		Net Pen		Store
		Harvest		Chef
		Boat		My Belly!



Print and cut this page!

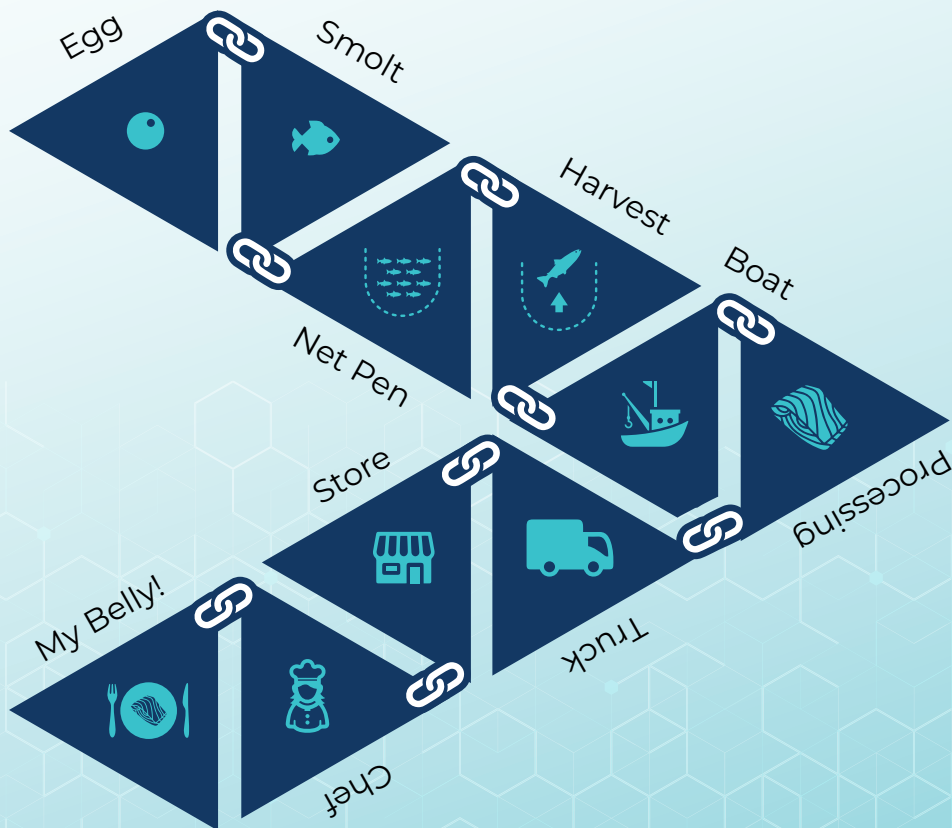


## Technology and the Future of Food... Have you ever heard of a “Blockchain”?

A “Blockchain” is powerful new technology that allows us to easily store and recall everything that ever happens in the life of our fish! Can you imagine if you were able to know exactly where the fish that you’re eating for dinner was raised, what it was fed, how long it lived, how it was transported, and who handled it all along the way? Well with blockchain technology, you can trace each and every link in the chain!

At Kvarøy Arctic, we store everything about the life of our fish from egg to plate on our own blockchain! That means that you can be sure your fish were healthy, happy, and treated with care.

Follow the instructions on the cutting template page to build your OWN blockchain! Then, **print this page** and **place your triangular pieces in order on the map below** to see how we keep track of the story of our salmon from start to finish!



Print this page!