

STEP

1

METHODS

This publication is part of a progressive series of books containing music intended for use by students preparing for a Performance Award Graded Examination as part of the International School of Musicians curriculum.

For further details or enquiries please contact:

Email: [info@internationalschoolofmusicians.org](mailto:info@internationalschoolofmusicians.org)

Compiled and arranged by

Chris Morgan  
International School of Musicians

All rights reserved. No part of this publication may be reproduced, stored in a retrieval system or transmitted in any form or by any means, electronic, mechanical, photocopying, recording or otherwise, without the prior permission in writing of the copyright owner.

# Introduction

The International School of Musicians is dedicated to ensuring that music education is accessible for everyone. To this end, all content for our online examinations can be found in the International School of Musicians Examination Books for the relevant instrument and grade. These are available free of charge on our website:

**[www.internationalschoolofmusicians.org](http://www.internationalschoolofmusicians.org)**

## The Syllabus and Repertoire

Each examination level's syllabus contains five technical exercises and five pieces, all of which you will find in this book.

For your examination, you will be asked to perform three exercises and three pieces of your choice. Candidates will also be asked a few Viva Voce style questions about the music performed, including staff, bar lines, pitch names, clefs and note values. All details can be found in the glossary of each examination book.

There is also an option for you to replace one piece with a composition or an own choice. This should be indicated when you register for an online graded examination.

## How are the marks allocated?

The three technical exercises are marked out of ten each, making a subtotal for this section of 30. The three pieces are marked out of twenty each, making a subtotal for this section of 60. The questions section is marked out of 10, bringing the total of the whole examination to 100.

If you have any questions regarding the format of the examination, please contact the ISoM team at:

**[info@internationalschoolofmusicians.org](mailto:info@internationalschoolofmusicians.org)**

# Clarinet - Step 1

## Exercises

### Exercise 1

Andante

5 *mf*

### Exercise 2

Allegretto

5 *mf*

### Exercise 3

Con brio

5 *mp*

# Clarinet - Step 1

## Exercises

### Exercise 4

**Allegro**

5

### Exercise 5

**Allegretto**

5

# Clarinet - Step 1

Pieces

## Ode to Joy

Beethoven

Con brio

First staff: Treble clef, 4/4 time signature, starting with a forte (*f*) dynamic. The melody consists of eighth and quarter notes.

Second staff: Treble clef, 4/4 time signature, starting with a '5' above the staff. The melody continues with eighth and quarter notes, ending with a double bar line.

## Aura Lea

Pulton

Andante

First staff: Treble clef, 4/4 time signature, starting with a mezzo-piano (*mp*) dynamic. The melody consists of eighth and quarter notes.

Second staff: Treble clef, 4/4 time signature, starting with a '5' above the staff. The melody continues with eighth and quarter notes, ending with a double bar line.

# Clarinet - Step 1

Pieces

## Skip to My Lou

Allegretto

Traditional

5

The musical notation for 'Skip to My Lou' is written in 4/4 time on a single staff. It begins with a treble clef and a key signature of one flat (B-flat). The tempo is marked 'Allegretto' and the dynamic is 'mf'. The melody consists of a series of eighth and quarter notes, ending with a double bar line. A measure number '5' is placed at the start of the second line.

## Twinkle, Twinkle, Little Star

Moderato

Lullaby

5

9

The musical notation for 'Twinkle, Twinkle, Little Star' is written in 4/4 time on a single staff. It begins with a treble clef and a key signature of one flat (B-flat). The tempo is marked 'Moderato' and the dynamic is 'mp'. The melody consists of a series of quarter and eighth notes, ending with a double bar line. Measure numbers '5' and '9' are placed at the start of the second and third lines, respectively.

# Clarinet - Step 1

Pieces

## The Carman's Whistle

Byrd

Allegro

*mf*

5

9

13



# Step 1

---

## Composition

In this section you have the opportunity to compose your own piece of music and perform it as part of your performance award graded examination.

The piece you compose can be used as one of the three chosen pieces that you will perform at your assessment.

Your piece of music should be in a simple key signature for you to play. It should begin and end on the tonic note (the first note of the scale of your chosen key). It should be 8 bars long and in bar 4 you should include the dominant note (the 5th note of the scale of your chosen key).

Use the blank staves below to compose your piece, please use a pencil, and ask your ISoM tutor to help you along the way.

**Remember to include the following:**

- Clef   ▪   Key Signature   ▪   Time Signature   ▪   Notes*
- Barlines   ▪   Dynamics   ▪   Articulation   ▪   Performance Directions*

\_\_\_\_\_

\_\_\_\_\_

\_\_\_\_\_

\_\_\_\_\_

\_\_\_\_\_

\_\_\_\_\_

\_\_\_\_\_

\_\_\_\_\_

\_\_\_\_\_

\_\_\_\_\_

\_\_\_\_\_

\_\_\_\_\_

\_\_\_\_\_

\_\_\_\_\_

\_\_\_\_\_

\_\_\_\_\_

\_\_\_\_\_

\_\_\_\_\_

\_\_\_\_\_

\_\_\_\_\_

\_\_\_\_\_

\_\_\_\_\_

\_\_\_\_\_

\_\_\_\_\_

\_\_\_\_\_

\_\_\_\_\_

\_\_\_\_\_

\_\_\_\_\_

\_\_\_\_\_

\_\_\_\_\_

\_\_\_\_\_

\_\_\_\_\_

\_\_\_\_\_

\_\_\_\_\_

\_\_\_\_\_

\_\_\_\_\_

\_\_\_\_\_

\_\_\_\_\_

\_\_\_\_\_

\_\_\_\_\_

\_\_\_\_\_

\_\_\_\_\_

\_\_\_\_\_

\_\_\_\_\_

\_\_\_\_\_


\_\_\_\_\_

\_\_\_\_\_

\_\_\_\_\_

# Glossary


treble clef




double bar line  
(end of piece)

bar line


## Time Signatures




4 crotchet  
beats in a bar




3 crotchet  
beats in a bar



E G B D F




F A C E



B C D

## Key Signatures

C major / A minor



F major / D minor



### Name:

Crotchet  
Rest

Minim  
Rest

Quaver

Quavers

Crotchet

Dotted  
Crotchet

Minim

Dotted  
Minim

Semibreve

### Duration:

1  
beat

2  
beats

½  
beat

½  
beat

½  
beat

1  
beat

1 + ½  
beats

2  
beats

3  
beats

4  
beats

## Dynamics

*p* — piano (soft)

*mp* — mezzo piano (moderately soft)

*mf* — mezzo forte (moderately loud)

*f* — forte (loud)

## Performance Directions

**Adagio** — slow

**Allegro** — fast

**Allegretto** — fairly fast

**Andante** — at a walking pace

**Con brio** — with vigour

**Moderato** — at a moderate pace

