

# IMMS

STEP

2



CLARINET

This publication is part of a progressive series of books containing music intended for use by students preparing for a Performance Award Graded Examination as part of the International School of Musicians curriculum.

For further details or enquiries please contact:

Email: [info@internationalschoolofmusicians.org](mailto:info@internationalschoolofmusicians.org)

Compiled and arranged by

June Fileti  
International School of Musicians

All rights reserved. No part of this publication may be reproduced, stored in a retrieval system or transmitted in any form or by any means, electronic, mechanical, photocopying, recording or otherwise, without the prior permission in writing of the copyright owner.

# Introduction

The International School of Musicians is dedicated to ensuring that music education is accessible for everyone. To this end, all content for our online examinations can be found in the International School of Musicians Examination Books for the relevant instrument and grade. These are available free of charge on our website:

**[www.internationalschoolofmusicians.org](http://www.internationalschoolofmusicians.org)**

## The Syllabus and Repertoire

Each examination level's syllabus contains five technical exercises and five pieces, all of which you will find in this book.

For your examination, you will be asked to perform three exercises and three pieces of your choice. Candidates will also be asked a few Viva Voce style questions about the music performed, including staff, bar lines, pitch names, clefs and note values. All details can be found in the glossary of each examination book.

There is also an option for you to replace one piece with a composition or an own choice. This should be indicated when you register for an online graded examination.

## How are the marks allocated?

The three technical exercises are marked out of ten each, making a subtotal for this section of 30. The three pieces are marked out of twenty each, making a subtotal for this section of 60. The questions section is marked out of 10, bringing the total of the whole examination to 100.

If you have any questions regarding the format of the examination, please contact the ISoM team at:

**[info@internationalschoolofmusicians.org](mailto:info@internationalschoolofmusicians.org)**

# Clarinet - Step 2

## Exercises

### Exercise 1

**Allegretto**

Musical notation for Exercise 1, Allegretto, 4/4 time. The exercise consists of two staves. The first staff begins with a finger number '5' and a dynamic marking 'f'. The melody is: G4 (quarter), A4 (quarter), B4 (quarter), C5 (quarter), B4 (quarter), A4 (quarter), G4 (quarter), F4 (quarter), E4 (quarter), D4 (quarter), C4 (half). The second staff continues the melody: B3 (quarter), A3 (quarter), G3 (quarter), F3 (quarter), E3 (quarter), D3 (quarter), C3 (half).

### Exercise 2

**Andante**

Musical notation for Exercise 2, Andante, 4/4 time. The exercise consists of two staves. The first staff begins with a finger number '5' and a dynamic marking 'f'. The melody is: G4 (quarter), A4 (quarter), B4 (quarter), C5 (quarter), B4 (quarter), A4 (quarter), G4 (quarter), F4 (quarter), E4 (quarter), D4 (quarter), C4 (half). The second staff continues the melody: B3 (quarter), A3 (quarter), G3 (quarter), F3 (quarter), E3 (quarter), D3 (quarter), C3 (half).

### Exercise 3

**Moderato**

Musical notation for Exercise 3, Moderato, 4/4 time. The exercise consists of two staves. The first staff begins with a finger number '5' and a dynamic marking 'mf'. The melody is: G4 (quarter), A4 (quarter), B4 (quarter), C5 (quarter), B4 (quarter), A4 (quarter), G4 (quarter), F4 (quarter), E4 (quarter), D4 (quarter), C4 (half). The second staff continues the melody: B3 (quarter), A3 (quarter), G3 (quarter), F3 (quarter), E3 (quarter), D3 (quarter), C3 (half).

# Clarinet - Step 2

## Exercises

### Exercise 4

**Largo**

mf

5

### Exercise 5

**Grave**

mp

mf

5

mp

mf

mp

# Clarinet - Step 2

Pieces

## Danse Bacchanale

Saint-Saens

Allegretto moderato

Musical score for Danse Bacchanale, Saint-Saens. The score is in 4/4 time and consists of four staves. The first two staves are marked *p* (piano) and the last two are marked *f* (forte). The first staff starts at measure 5, the second at measure 9, and the third at measure 13. The piece concludes with a double bar line at the end of the fourth staff.

## Lobgesang

Mendelssohn

Andante

Musical score for Lobgesang, Mendelssohn. The score is in 4/4 time and consists of four staves. The first two staves are marked *mf* (mezzo-forte) and the last two are marked *mp* (mezzo-piano). The first staff starts at measure 5, the second at measure 9, and the third at measure 13. The piece concludes with a double bar line at the end of the fourth staff.




# Clarinet - Step 2

Pieces

## When The Saints Go Marching In

Traditional

Allegro



# Clarinet - Step 2

Pieces

## Daisy Bell

Dacre

**Allegro**

Musical score for Daisy Bell, Clarinet part, measures 1-25. The score is written in treble clef, 3/4 time signature. It begins with a dynamic marking of *mf*. The melody consists of eighth and quarter notes, with some slurs and ties. Measure numbers 9, 17, and 25 are indicated at the start of their respective staves.

## Sir Craig's March

Sillence

**Maestoso**

Musical score for Sir Craig's March, Clarinet part, measures 1-25. The score is written in treble clef, 2/4 time signature. It begins with a dynamic marking of *f*. The melody consists of quarter and eighth notes, with some slurs and ties. Measure numbers 9, 17, and 25 are indicated at the start of their respective staves. Dynamic markings *mp* and *mf* are present in measures 17 and 25 respectively.



# Step 2

---

## Composition

In this section you have the opportunity to compose your own piece of music and perform it as part of your performance award graded examination.

The piece you compose can be used as one of the three chosen pieces that you will perform at your assessment.

Your piece of music should be in a simple key signature for you to play. It should begin and end on the tonic note (the first note of the scale of your chosen key). It should be 8 bars long and in bar 4 you should include the dominant note (the 5th note of the scale of your chosen key).

Use the blank staves below to compose your piece, please use a pencil, and ask your ISoM tutor to help you along the way.

### **Remember to include the following:**

- Clef* ▪ *Key Signature* ▪ *Time Signature* ▪ *Notes*
- Barlines* ▪ *Dynamics* ▪ *Articulation* ▪ *Performance Directions*

Two sets of blank musical staves, each consisting of five horizontal lines, provided for the student to compose their piece.

---

---

---

---

---

---

---

---

---

---

---

---

---

---

---

---

---

---

---

---

---

---

---

---

---

---

---

---

---

---

---

---

---

---

---

---

---

---

---

---

---

---

---

---

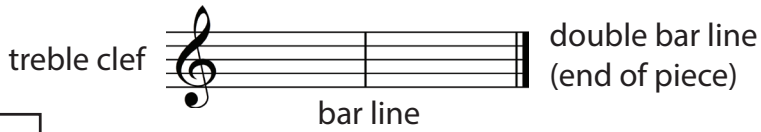
---

---


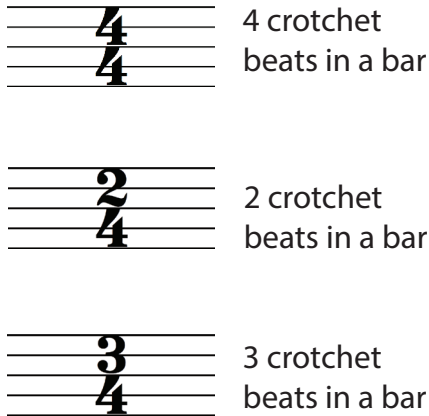
---

---

# Glossary



## Time Signatures



## Key Signatures



Name:	Crotchet Rest	Minim Rest	Quaver	Quavers	Crotchet	Dotted Crotchet	Minim	Dotted Minim	Semibreve
Duration:	1 beat	2 beats	1/2 beat	1/2 beat 1/2 beat	1 beat	1 + 1/2 beats	2 beats	3 beats	4 beats

## Dynamics

- p*** — piano (soft)  
***mp*** — mezzo piano (moderately soft)  
***mf*** — mezzo forte (moderately loud)  
***f*** — forte (loud)



## Performance Directions

- Adagio** — slow  
**Allegro** — fast  
**Allegretto** — fairly fast  
**Andante** — at a walking pace  
**Grave** — slow and solemn  
**Largo** — slow  
**Maestoso** — majestically  
**Moderato** — at a moderate pace

## Tie



Play as one continuous note

## Slur



to be played smoothly in one breath (legato)

