

IMMS

STEP

2



DESCANT
RECORDER

This publication is part of a progressive series of books containing music intended for use by students preparing for a Performance Award Graded Examination as part of the International School of Musicians curriculum.

For further details or enquiries please contact:

Email: info@internationalschoolofmusicians.org

Compiled and arranged by

June Fileti
International School of Musicians

All rights reserved. No part of this publication may be reproduced, stored in a retrieval system or transmitted in any form or by any means, electronic, mechanical, photocopying, recording or otherwise, without the prior permission in writing of the copyright owner.

Introduction

The International School of Musicians is dedicated to ensuring that music education is accessible for everyone. To this end, all content for our online examinations can be found in the International School of Musicians Examination Books for the relevant instrument and grade. These are available free of charge on our website:

www.internationalschoolofmusicians.org

The Syllabus and Repertoire

Each examination level's syllabus contains five technical exercises and five pieces, all of which you will find in this book.

For your examination, you will be asked to perform three exercises and three pieces of your choice. Candidates will also be asked a few Viva Voce style questions about the music performed, including staff, bar lines, pitch names, clefs and note values. All details can be found in the glossary of each examination book.

There is also an option for you to replace one piece with a composition or an own choice. This should be indicated when you register for an online graded examination.

How are the marks allocated?

The three technical exercises are marked out of ten each, making a subtotal for this section of 30. The three pieces are marked out of twenty each, making a subtotal for this section of 60. The questions section is marked out of 10, bringing the total of the whole examination to 100.

If you have any questions regarding the format of the examination, please contact the ISoM team at:

info@internationalschoolofmusicians.org

Descant Recorder - Step 2

Exercises

Exercise 1

Adagio

p

5

mf

Exercise 2

Allegro

mf

5

mp

Exercise 3

Lento

mp

5

mf

f

Descant Recorder - Step 2

Exercises

Exercise 4

Moderato

p *mf*

5 *mp*

Exercise 5

Allegro

f

9

Descant Recorder - Step 2

Pieces

Halloween Night

Adagio

Sillence

Hal-lo-ween night I got a fright. I found a bat, sat on my door-step mat.



5 He said hel-lo, I said uh-oh I have ne-ver seen a talk-ing bat Oh, No!



On the Farm

Allegro

Sillence

I had so much fun on the farm. Feed-ing the chick-ens in the old barn.



5 Milk-ing cows and shear-ing sheep, I can't wait to go back next week.



Recorder - Step 2

Pieces

Up and Down

Parsnip

Andante

Up and down the hill we go, why it's such fun we don't know!

5 What a view from the top, let's go home now jump, skip, hop.

The first line of music is in 2/4 time, starting with a treble clef and a key signature of one flat. The melody consists of quarter and eighth notes. Dynamics include *mf*, *p*, and *f*. The second line starts with a measure rest followed by the melody. Dynamics include *mf* and *f*.

Space Is All Around Us

Allegretto

Parsnip/Sillence

Space is all a-round us, space is in the air.

Space is in your po-ckets, school bag, shoes and hair.

5 There's lots in the sky a-bove not so much in the ground, but

look up at the stars at night, yes space is all a-round

The first line is in 4/4 time, starting with a treble clef and a key signature of one flat. The melody consists of quarter and eighth notes. Dynamics include *f*. The second line starts with a measure rest followed by the melody. Dynamics include *mp*. The third line starts with a measure rest followed by the melody. Dynamics include *mp*. The fourth line starts with a measure rest followed by the melody. Dynamics include *mp*.

Descant Recorder - Step 2

Pieces Congratulations!

Allegro

Parsnip/Sillence

Con - gra - tu - la - tions the mo - ment has come, you've

mf

5 learned to play mu - sic it is so much fun! Where

9 e - ver you go and what - e - ver you see,

13 Now you have mu - sic to keep you com - pa - ny.

17 Con - gra - tu - lat - tions! Oh I said,

f

21 Cong - gra - tu - la - tions! Let's all sing

25 La La La La

29 Now we have mu - sic and hap - py we will be!

Step 2

Composition

In this section you have the opportunity to compose your own piece of music and perform it as part of your performance award graded examination.

The piece you compose can be used as one of the three chosen pieces that you will perform at your assessment.

Your piece of music should be in a simple key signature for you to play. It should begin and end on the tonic note (the first note of the scale of your chosen key). It should be 8 bars long and in bar 4 you should include the dominant note (the 5th note of the scale of your chosen key).

Use the blank staves below to compose your piece, please use a pencil, and ask your ISoM tutor to help you along the way.

Remember to include the following:

- Clef* ▪ *Key Signature* ▪ *Time Signature* ▪ *Notes*
- Barlines* ▪ *Dynamics* ▪ *Articulation* ▪ *Performance Directions*

Two sets of blank musical staves, each consisting of five horizontal lines, provided for the student to compose their piece.

Glossary


Key Signatures


Time Signatures

treble clef  double bar line (end of piece)
bar line

C major / A minor





 4 crotchet beats in a bar



F major / D minor




 3 crotchet beats in a bar



G major / E minor



 2 crotchet beats in a bar



Name:

Crotchet Rest

Quaver

Quavers

Crotchet

Minim

Dotted Minim

Semibreve



Duration:

1 beat

1/2 beat

1/2 beat

1/2 beat

1 beat

2 beats

3 beats

4 beats

Dynamics


p — piano (soft)

mp — mezzo-piano (moderately soft)

mf — mezzo-forte (moderately loud)

f — forte (loud)

crescendo **diminuendo**



getting louder getting softer

Performance Directions

Adagio — slow

Allegro — fast

Allegretto — fairly fast

Andante — at a walking pace

Lento — slow

Moderato — at a moderate pace

Slur



To be played smoothly in one breath (legato)

Staccato Tenuto



short and detached

sustained, full note length

