



DESCANT  
RECORDER

Grade

1

MITS

This publication is part of a progressive series of books containing music intended for use by students preparing for a Performance Award Graded Examination as part of the International School of Musicians curriculum.

For further details or enquiries please contact:

Email: [info@internationalschoolofmusicians.org](mailto:info@internationalschoolofmusicians.org)

Compiled and arranged by

June Fileti  
International School of Musicians

All rights reserved. No part of this publication may be reproduced, stored in a retrieval system or transmitted in any form or by any means, electronic, mechanical, photocopying, recording or otherwise, without the prior permission in writing of the copyright owner.

# Introduction

The International School of Musicians is dedicated to ensuring that music education is accessible for everyone. To this end, all content for our online examinations can be found in the International School of Musicians Examination Books for the relevant instrument and grade. These are available free of charge on our website:

**[www.internationalschoolofmusicians.org](http://www.internationalschoolofmusicians.org)**

## The Syllabus and Repertoire

Each examination level's syllabus contains five technical exercises and five pieces, all of which you will find in this book.

For your examination, you will be asked to perform three exercises and three pieces of your choice. Candidates will also be asked a few Viva Voce style questions about the music performed, including staff, bar lines, pitch names, clefs and note values. All details can be found in the glossary of each examination book.

There is also an option for you to replace one piece with a composition or an own choice. This should be indicated when you register for an online graded examination.

## How are the marks allocated?

The three technical exercises are marked out of ten each, making a subtotal for this section of 30. The three pieces are marked out of twenty each, making a subtotal for this section of 60. The questions section is marked out of 10, bringing the total of the whole examination to 100.

If you have any questions regarding the format of the examination, please contact the ISoM team at:

**[info@internationalschoolofmusicians.org](mailto:info@internationalschoolofmusicians.org)**

# Descant Recorder - Grade 1

Exercises

## Exercise 1

Allegro

Musical notation for Exercise 1, measures 1-5. The piece is in 4/4 time and begins with a treble clef and a key signature of one flat (B-flat). The tempo is marked 'Allegro'. The first measure starts with a mezzo-forte (*mf*) dynamic. The melody consists of quarter notes: G4, A4, Bb4, C5, D5, E5, F5, G5. The second measure continues with quarter notes: G5, F5, E5, D5, C5, Bb4, A4, G4. The third measure has quarter notes: G4, A4, Bb4, C5, D5, E5, F5, G5. The fourth measure has quarter notes: G5, F5, E5, D5, C5, Bb4, A4, G4. The fifth measure has quarter notes: G4, A4, Bb4, C5, D5, E5, F5, G5. The piece ends with a double bar line.

## Exercise 2

Con moto

Musical notation for Exercise 2, measures 1-5. The piece is in 4/4 time and begins with a treble clef and a key signature of two flats (B-flat and E-flat). The tempo is marked 'Con moto'. The first measure starts with a piano (*p*) dynamic. The melody consists of quarter notes: G4, A4, Bb4, C5, D5, E5, F5, G5. The second measure continues with quarter notes: G5, F5, E5, D5, C5, Bb4, A4, G4. The third measure has quarter notes: G4, A4, Bb4, C5, D5, E5, F5, G5. The fourth measure has quarter notes: G5, F5, E5, D5, C5, Bb4, A4, G4. The fifth measure has quarter notes: G4, A4, Bb4, C5, D5, E5, F5, G5. The piece ends with a double bar line.

## Exercise 3

Largo

Musical notation for Exercise 3, measures 1-5. The piece is in 4/4 time and begins with a treble clef and a key signature of one sharp (F-sharp). The tempo is marked 'Largo'. The first measure starts with a forte (*f*) dynamic. The melody consists of quarter notes: G4, A4, B4, C5, D5, E5, F5, G5. The second measure continues with quarter notes: G5, F5, E5, D5, C5, B4, A4, G4. The third measure has quarter notes: G4, A4, B4, C5, D5, E5, F5, G5. The fourth measure has quarter notes: G5, F5, E5, D5, C5, B4, A4, G4. The fifth measure has quarter notes: G4, A4, B4, C5, D5, E5, F5, G5. The piece ends with a double bar line.




# Descant Recorder - Grade 1

Pieces

## Theme From The 'Trout' Quintet

Schubert

Andantino



# Descant Recorder - Grade 1

Pieces

## Theme from Symphony No. 1

Brahms

**Allegro non troppo, ma con brio**

4

9

13

*f*

*sf*

*tr*

# Descant Recorder - Grade 1

Pieces

## Spring

Vivaldi

**Allegro**







# Descant Recorder - Grade 1

Pieces

## La Donna è Mobile

Verdi

Allegro



# Descant Recorder - Grade 1

Pieces

## Gathering Peascods

Traditional

Con moto



# Grade 1

---

## Composition

In this section you have the opportunity to compose your own piece of music and perform it as part of your performance award graded examination.

The piece you compose can be used as one of the three chosen pieces that you will perform at your assessment.

Your piece of music should be in a simple key signature for you to play. It should begin and end on the tonic note (the first note of the scale of your chosen key). It should be 16 bars long and in bar 8 you should include the dominant note (the 5th note of the scale of your chosen key).

Use the blank staves below to compose your piece, please use a pencil, and ask your ISoM tutor to help you along the way.

### **Remember to include the following:**

*Clef* ▪ *Key Signature* ▪ *Time Signature* ▪ *Notes*

*Barlines* ▪ *Dynamics* ▪ *Articulation* ▪ *Performance Directions*

---

---

---

---

---

---

---

---

---

---

---

---

---

---

---

---

---

---

---

---

---

---

---

---

---

---

---

---

---

---

---

---

---






---

---

---

---


---




# Glossary

## Time Signatures

treble clef  double bar line (end of piece)  
bar line

 4 crotchet beats in a bar

  
E G B D F

 3 crotchet beats in a bar

  
F A C E

# The sharp sign raises a note by one semitone  
b The flat sign lowers a note by one semitone  
♮ The natural sign restores a note to its original pitch

  
C D

## Key Signatures

C major / A minor



F major / D minor



G major / E minor



## Name:

Crotchet  
Rest

Quaver

Quavers

Crotchet

Minim

Dotted  
Minim

Semibreve



## Duration:

1  
beat

1/2  
beat

1/2 1/2  
beat beat

1  
beat

2  
beats

3  
beats

4  
beats

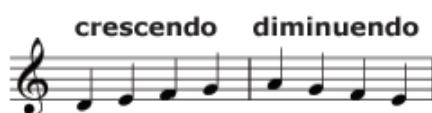
## Dynamics

*p* — piano (soft)

*mp* — mezzo-piano (moderately soft)

*mf* — mezzo-forte (moderately loud)

*f* — forte (loud)

**crescendo** **diminuendo**  


getting louder getting softer

## Score Directions

**con brio** — with vigour  
**Allegro ma non troppo** — fast but not too much  
**Allegro** — fast  
**Con moto** — with motion  
**Andante** — at a walking pace  
**Largo** — very slow  
**Maestoso** — majestically


## Tie

 Play as one continuous note


## Slur

 Play in one breath (**legato** - smooth and flowing)

## Staccato

 short and detached

## Trill

 Quickly alternate between the written note and the note above it

