

STEP

1

NOTES

This publication is part of a progressive series of books containing music intended for use by students preparing for a Performance Award Graded Examination as part of the International School of Musicians curriculum.

For further details or enquiries please contact:

Email: [info@internationalschoolofmusicians.org](mailto:info@internationalschoolofmusicians.org)

Compiled and arranged by

Chris Morgan  
International School of Musicians

All rights reserved. No part of this publication may be reproduced, stored in a retrieval system or transmitted in any form or by any means, electronic, mechanical, photocopying, recording or otherwise, without the prior permission in writing of the copyright owner.

# Introduction

The International School of Musicians is dedicated to ensuring that music education is accessible for everyone. To this end, all content for our online examinations can be found in the International School of Musicians Examination Books for the relevant instrument and grade. These are available free of charge on our website:

**[www.internationalschoolofmusicians.org](http://www.internationalschoolofmusicians.org)**

## The Syllabus and Repertoire

Each examination level's syllabus contains five technical exercises and five pieces, all of which you will find in this book.

For your examination, you will be asked to perform three exercises and three pieces of your choice. Candidates will also be asked a few Viva Voce style questions about the music performed, including staff, bar lines, pitch names, clefs and note values. All details can be found in the glossary of each examination book.

There is also an option for you to replace one piece with a composition or an own choice. This should be indicated when you register for an online graded examination.

## How are the marks allocated?

The three technical exercises are marked out of ten each, making a subtotal for this section of 30. The three pieces are marked out of twenty each, making a subtotal for this section of 60. The questions section is marked out of 10, bringing the total of the whole examination to 100.

If you have any questions regarding the format of the examination, please contact the ISoM team at:

**[info@internationalschoolofmusicians.org](mailto:info@internationalschoolofmusicians.org)**

# Flute - Step 1

Exercises

## Exercise 1

**Allegro**



*mf*

5



Exercise 1 consists of two staves of music in 4/4 time with a key signature of one sharp (F#). The tempo is marked 'Allegro' and the dynamic is 'mf'. The first staff begins with a treble clef, a sharp sign, and a 4/4 time signature. It contains a sequence of notes: a whole note F#4, a whole note G4, a half note A4, a half note B4, a quarter note C5, a quarter note D5, and a quarter note E5. The second staff begins with a '5' above the staff, indicating a fingering change for the fifth finger. It contains a sequence of notes: a whole note F#4, a whole note G4, a half note A4, a half note B4, a quarter note C5, a quarter note D5, and a quarter note E5, ending with a double bar line.

## Exercise 2

**Allegro**



*mp*

5



Exercise 2 consists of two staves of music in 4/4 time with a key signature of two flats (Bb, Eb). The tempo is marked 'Allegro' and the dynamic is 'mp'. The first staff begins with a treble clef, two flat signs, and a 4/4 time signature. It contains a sequence of notes: a half note Bb4, a whole rest, a half note Bb4, a whole rest, a half note Eb4, a whole rest, and a half note Eb4. The second staff begins with a '5' above the staff, indicating a fingering change for the fifth finger. It contains a sequence of notes: a half note Bb4, a whole rest, a half note Bb4, a half note Bb4, a half note Eb4, a half note Eb4, and a whole note Bb4, ending with a double bar line.

## Exercise 3

**Andante**



*p*

5



Exercise 3 consists of two staves of music in 4/4 time with a key signature of two flats (Bb, Eb). The tempo is marked 'Andante' and the dynamic is 'p'. The first staff begins with a treble clef, two flat signs, and a 4/4 time signature. It contains a sequence of notes: a half note Bb4, a half note Bb4, a half note Eb4, a half note Eb4, a half note Bb4, a half note Bb4, a half note Eb4, a half note Eb4, and a whole note Bb4. The second staff begins with a '5' above the staff, indicating a fingering change for the fifth finger. It contains a sequence of notes: a half note Bb4, a half note Bb4, a half note Eb4, a half note Eb4, a half note Bb4, a half note Bb4, a half note Eb4, a half note Eb4, and a whole note Bb4, ending with a double bar line.

# Flute - Step 1

Exercises

## Exercise 4

**Allegretto**

*mf*

5

## Exercise 5

**Vivace**

*f*

5


# Flute - Step 1

Pieces


## Theme from New World Symphony

Dvořák

Largo



5



## Spring

Vivaldi

Allegro



5



9



# Flute - Step 1

Pieces

## Morning

Grieg

**Allegretto**



5



9



13



# Flute - Step 1

Pieces

## Mattachins

Warlock


**Allegro**



## Lightly Row

Traditional

**Con moto**





# Step 1

---

## Composition

In this section you have the opportunity to compose your own piece of music and perform it as part of your performance award and graded examination.

The piece you compose can be used as one of the three chosen pieces that you will perform at your assessment.

Your piece of music should be in a simple key signature for you to play. It should begin and end on the tonic note (the first note of the scale of your chosen key). It should be 8 bars long and in bar 4 you should include the dominant note (the 5th note of the scale of your chosen key).

Use the blank staves below to compose your piece, please use a pencil, and ask your ISOM tutor to help you along the way.

### **Remember to include the following:**

*Clef* ▪ *Key Signature* ▪ *Time Signature* ▪ *Notes*

*Barlines* ▪ *Dynamics* ▪ *Articulation* ▪ *Performance Directions*

---

---

---

---

---

---

---

---

---

---

---

---

---

---

---

---

---

---

---

---

---

---

---

---

---

---

---

---

---

---

---

---

---

---

---

---

---

---

---

---

---

---

---

---

---

---

---

---

---

---

---

---

---

---

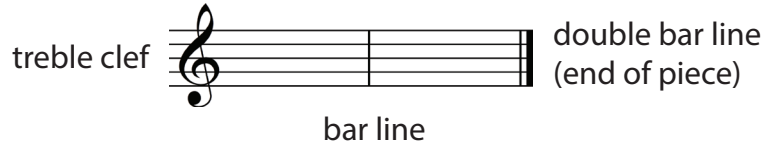
---

---

---

---

# Glossary





## Time Signatures



4 crotchet  
beats in a bar



3 crotchet  
beats in a bar



## Key Signatures

G major / E minor



F major / D minor



### Name:

Minim Rest	Quaver	Quavers	Dotted Crotchet	Crotchet	Minim	Dotted Minim	Semibreve

### Duration:

2 beats	1/2 beat	1/2 beat	1/2 beat	1 + 1/2 beats	1 beat	2 beats	3 beats	4 beats
---------	----------	----------	----------	---------------	--------	---------	---------	---------

## Dynamics

- p* — piano (soft)
- mp* — mezzo piano (moderately soft)
- mf* — mezzo forte (moderately loud)
- f* — forte (loud)

## Performance Directions

- Allegro** — fast
- Allegretto** — fairly fast
- Andante** — at a walking pace
- Con moto** — with motion
- Largo** — slow
- Vivace** — lively

## Slur



to be played smoothly  
in one breath (legato)

