

# MUS

STEP

2



FLUTOPHONE

This publication is part of a progressive series of books containing music intended for use by students preparing for a Performance Award Graded Examination as part of the International School of Musicians curriculum.

For further details or enquiries please contact:

Email: [info@internationalschoolofmusicians.org](mailto:info@internationalschoolofmusicians.org)

Compiled and arranged by

June Fileti  
International School of Musicians

All rights reserved. No part of this publication may be reproduced, stored in a retrieval system or transmitted in any form or by any means, electronic, mechanical, photocopying, recording or otherwise, without the prior permission in writing of the copyright owner.

# Introduction

The International School of Musicians is dedicated to ensuring that music education is accessible for everyone. To this end, all content for our online examinations can be found in the International School of Musicians Examination Books for the relevant instrument and grade. These are available free of charge on our website:

**[www.internationalschoolofmusicians.org](http://www.internationalschoolofmusicians.org)**

## The Syllabus and Repertoire

Each examination level's syllabus contains five technical exercises and five pieces, all of which you will find in this book.

For your examination, you will be asked to perform three exercises and three pieces of your choice. Candidates will also be asked a few Viva Voce style questions about the music performed, including staff, bar lines, pitch names, clefs and note values. All details can be found in the glossary of each examination book.

There is also an option for you to replace one piece with a composition or an own choice. This should be indicated when you register for an online graded examination.

## How are the marks allocated?

The three technical exercises are marked out of ten each, making a subtotal for this section of 30. The three pieces are marked out of twenty each, making a subtotal for this section of 60. The questions section is marked out of 10, bringing the total of the whole examination to 100.

If you have any questions regarding the format of the examination, please contact the ISoM team at:

**[info@internationalschoolofmusicians.org](mailto:info@internationalschoolofmusicians.org)**

# Flutophone - Step 2

## Exercises

### Exercise 1

**Adagio**

*p*

5

*mf*

### Exercise 2

**Allegro**

*mf*

5

*mp*

### Exercise 3

**Lento**

*mp*

5

*mf*

*f*

# Flutophone - Step 2

## Exercises

### Exercise 4

Moderato

*p* *mf*

5 *mp*

### Exercise 5

Allegro

*f*

9 *mp*

# Flutophone - Step 2

Pieces

## Halloween Night

Adagio

Sillence

Hal-lo-ween night I got a fright. I found a bat, sat on my door-step mat.



5 He said hel-lo, I said uh-oh I have ne-ver seen a talk-ing bat Oh, No!



## On the Farm

Allegro

Sillence

I had so much fun on the farm. Feed-ing the chick-ens in the old barn.



5 Milk-ing cows and shear-ing sheep, I can't wait to go back next week.



# Flutophone - Step 2

Pieces

## Up and Down

Parsnip

Andante

Up and down the hill we go, why it's such fun we don't know!



5 What a view from the top, let's go home now jump, skip, hop.




The musical notation for 'Up and Down' consists of two staves. The first staff is in 2/4 time and contains the melody for the first line of lyrics. It starts with a mezzo-forte (*mf*) dynamic, followed by a piano (*p*) dynamic, and ends with a forte (*f*) dynamic. The second staff is also in 2/4 time and contains the melody for the second line of lyrics. It starts with a mezzo-forte (*mf*) dynamic and ends with a forte (*f*) dynamic. Both staves feature a treble clef and a key signature of one flat.

## Space Is All Around Us


Allegretto

Parsnip/Sillence


Space is all a-round us, space is in the air.




Space is in your po-ckets, school bag, shoes and hair.



5 There's lots in the sky a-bove not so much in the ground, but



look up at the stars at night, yes space is all a-round



The musical notation for 'Space Is All Around Us' consists of four staves. The first staff is in 4/4 time and contains the melody for the first line of lyrics. It starts with a forte (*f*) dynamic. The second staff is also in 4/4 time and contains the melody for the second line of lyrics. The third staff is in 4/4 time and contains the melody for the third line of lyrics, starting with a mezzo-piano (*mp*) dynamic. The fourth staff is in 4/4 time and contains the melody for the fourth line of lyrics. All staves feature a treble clef and a key signature of one flat.

# Flutophone - Step 2

## Pieces Congratulations!

Allegro

Parsnip/Sillence

Con - gra - tu - la - tions the mo - ment has come, you've



*mf*


5 learned to play mu - sic it is so much fun! Where




9 e - ver you go and what - e - ver you see,



13 Now you have mu - sic to keep you com - pa - ny.



17 Con - gra - tu - lat - tions! Oh I said,



*f*

21 Cong - gra - tu - la - tions! Let's all sing



25 La La La La



29 Now we have mu - sic and hap - py we will be!





# Step 2

---

## Composition

In this section you have the opportunity to compose your own piece of music and perform it as part of your performance award graded examination.

The piece you compose can be used as one of the three chosen pieces that you will perform at your assessment.

Your piece of music should be in a simple key signature for you to play. It should begin and end on the tonic note (the first note of the scale of your chosen key). It should be 8 bars long and in bar 4 you should include the dominant note (the 5th note of the scale of your chosen key).

Use the blank staves below to compose your piece, please use a pencil, and ask your ISoM tutor to help you along the way.

### **Remember to include the following:**

- Clef* ▪ *Key Signature* ▪ *Time Signature* ▪ *Notes*
- Barlines* ▪ *Dynamics* ▪ *Articulation* ▪ *Performance Directions*

Two sets of blank musical staves, each consisting of five horizontal lines, provided for the student to compose their piece.

---

---

---

---

---

---

---

---

---

---

---

---

---

---

---

---

---

---

---

---

---

---

---

---

---

---

---

---

---

---

---

---

---

---

---

---

---

---

---

---

---

---

---

---

---

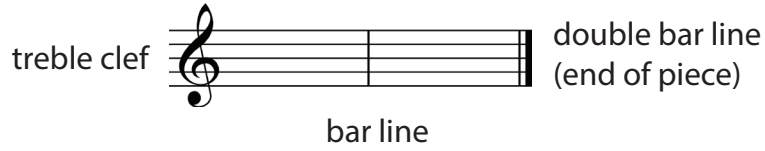
---

---


---

# Glossary


## Time Signatures




4 crotchet  
beats in a bar



3 crotchet  
beats in a bar




2 crotchet  
beats in a bar



## Key Signatures

C major / A minor



F major / D minor



G major / E minor



## Name:

Crotchet  
Rest

Quaver

Quavers

Crotchet

Minim

Dotted  
Minim

Semibreve



## Duration:

1  
beat

½  
beat

½  
beat

½  
beat

1  
beat

2  
beats

3  
beats

4  
beats


## Dynamics

*p* — piano (soft)

*mp* — mezzo-piano (moderately soft)

*mf* — mezzo-forte (moderately loud)

*f* — forte (loud)



## Performance Directions

**Adagio** — slow

**Allegro** — fast

**Allegretto** — fairly fast

**Andante** — at a walking pace

**Lento** — slow

**Moderato** — at a moderate pace

## Slur



To be played smoothly  
in one breath (legato)

## Staccato Tenuto



short and  
detached

sustained,  
full note  
length

