

STEP

1

METHODS

This publication is part of a progressive series of books containing music intended for use by students preparing for a Performance Award Graded Examination as part of the International School of Musicians curriculum.

For further details or enquiries please contact:

Email: info@internationalschoolofmusicians.org

Compiled and arranged by

Jamie Leeming
International School of Musicians

All rights reserved. No part of this publication may be reproduced, stored in a retrieval system or transmitted in any form or by any means, electronic, mechanical, photocopying, recording or otherwise, without the prior permission in writing of the copyright owner.

Introduction

The International School of Musicians is dedicated to ensuring that music education is accessible for everyone. To this end, all content for our online examinations can be found in the International School of Musicians Examination Books for the relevant instrument and grade. These are available free of charge on our website:

www.internationalschoolofmusicians.org

The Syllabus and Repertoire

Each examination level's syllabus contains five technical exercises and five pieces, all of which you will find in this book.

For your examination, you will be asked to perform three exercises and three pieces of your choice. Candidates will also be asked a few Viva Voce style questions about the music performed, including staff, bar lines, pitch names, clefs and note values. All details can be found in the glossary of each examination book.

There is also an option for you to replace one piece with a composition or an own choice. This should be indicated when you register for an online graded examination.

How are the marks allocated?

The three technical exercises are marked out of ten each, making a subtotal for this section of 30. The three pieces are marked out of twenty each, making a subtotal for this section of 60. The questions section is marked out of 10, bringing the total of the whole examination to 100.

If you have any questions regarding the format of the examination, please contact the ISoM team at:

info@internationalschoolofmusicians.org

Guitar - Step 1

Exercises

Exercise 4

Vivace

Musical notation for Exercise 4, Vivace. The piece is in 4/4 time and marked *f* (forte). It consists of two staves of music. The first staff begins with a treble clef and a 4/4 time signature. The melody starts with a quarter note G4, followed by a quarter rest, a quarter note A4, a quarter note B4, a quarter note C5, a quarter note B4, a quarter note A4, and a quarter note G4. The second staff begins with a treble clef and a 4/4 time signature. The melody starts with a quarter note G4, followed by a quarter note A4, a quarter note B4, a quarter note C5, a quarter note B4, a quarter note A4, and a quarter note G4. The piece concludes with a double bar line.

Exercise 5

Adagio

Musical notation for Exercise 5, Adagio. The piece is in 4/4 time and marked *mf* (mezzo-forte). It consists of two staves of music. The first staff begins with a treble clef, a key signature of one sharp (F#), and a 4/4 time signature. The melody starts with a half note F#4, followed by a half note G4, a half note A4, and a half note B4. The second staff begins with a treble clef, a key signature of one sharp (F#), and a 4/4 time signature. The melody starts with a quarter note F#4, followed by a quarter note G4, a quarter note A4, a quarter note B4, a quarter note A4, a quarter note G4, a quarter note F#4, a quarter note E4, a quarter note D4, and a quarter note C4. The piece concludes with a double bar line.


Guitar - Step 1

Pieces

Morning

Grieg

Allegretto



mp

9



Lightly Row

Traditional

Allegretto



mf

5



9



mp

13



mf

Guitar - Step 1

Pieces

Oh When the Saints Go Marching In

Traditional

Allegro

The musical score is written in 4/4 time and consists of four staves of music. The first staff begins with a treble clef, a 4/4 time signature, and a forte (*f*) dynamic marking. The melody starts with a quarter note G4, followed by quarter notes A4, B4, and C5. The second staff continues the melody with a quarter note D5, a half note E5, and a half note F5. The third staff features a quarter note G5, a quarter note A5, a quarter note B5, and a quarter note C6. The fourth staff concludes the piece with a quarter note D6, a quarter note E6, a quarter note F6, and a quarter note G6. The piece ends with a double bar line.

Step 1

Composition

In this section you have the opportunity to compose your own piece of music and perform it as part of your performance award graded examination.

The piece you compose can be used as one of the three chosen pieces that you will perform at your assessment.

Your piece of music should be in a simple key signature for you to play. It should begin and end on the tonic note (the first note of the scale of your chosen key). It should be 8 bars long and in bar 4 you should include the dominant note (the 5th note of the scale of your chosen key).

Use the blank staves below to compose your piece, please use a pencil, and ask your ISoM tutor to help you along the way.

Remember to include the following:

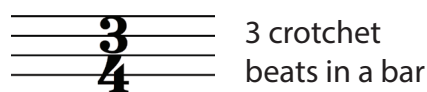

- Clef* ▪ *Key Signature* ▪ *Time Signature* ▪ *Notes*
- Barlines* ▪ *Dynamics* ▪ *Articulation* ▪ *Performance Directions*

Two sets of blank musical staves, each consisting of five horizontal lines, provided for the student to compose their piece.

Glossary



Time Signatures



Key Signatures

C major / A minor



G major / E minor



| Name: | Crotchet Rest | Quaver | Quavers | Crotchet | Dotted Crotchet | Minim | Dotted Minim | Semibreve |
|-----------|---------------|----------|-------------------|----------|-----------------|---------|--------------|-----------|
| | | | | | | | | |
| Duration: | 1 beat | 1/2 beat | 1/2 beat 1/2 beat | 1 beat | 1 + 1/2 beats | 2 beats | 3 beats | 4 beats |

Dynamics

mp — mezzo piano (moderately soft)

mf — mezzo forte (moderately loud)

f — forte (loud)

Performance Directions

Adagio — slow

Allegro — fast

Allegretto — fairly fast

Andante — at a walking pace

Vivace — lively

Con brio — with vigour

The sharp sign raises a note by one semitone

b The flat sign lowers a note by one semitone

♮ The natural sign restores a note to its original pitch

Tie



play as one continuous note

