



TROMBONE

STEP

1

MITS

This publication is part of a progressive series of books containing music intended for use by students preparing for a Performance Award Graded Examination as part of the International School of Musicians curriculum.

For further details or enquiries please contact:

Email: info@internationalschoolofmusicians.org

Compiled and arranged by

Gareth Hoddinott
International School of Musicians

All rights reserved. No part of this publication may be reproduced, stored in a retrieval system or transmitted in any form or by any means, electronic, mechanical, photocopying, recording or otherwise, without the prior permission in writing of the copyright owner.

Introduction

The International School of Musicians is dedicated to ensuring that music education is accessible for everyone. To this end, all content for our online examinations can be found in the International School of Musicians Examination Books for the relevant instrument and grade. These are available free of charge on our website:

www.internationalschoolofmusicians.org

The Syllabus and Repertoire

Each examination level's syllabus contains five technical exercises and five pieces, all of which you will find in this book.

For your examination, you will be asked to perform three exercises and three pieces of your choice. Candidates will also be asked a few Viva Voce style questions about the music performed, including staff, bar lines, pitch names, clefs and note values. All details can be found in the glossary of each examination book.

There is also an option for you to replace one piece with a composition or an own choice. This should be indicated when you register for an online graded examination.

How are the marks allocated?

The three technical exercises are marked out of ten each, making a subtotal for this section of 30. The three pieces are marked out of twenty each, making a subtotal for this section of 60. The questions section is marked out of 10, bringing the total of the whole examination to 100.

If you have any questions regarding the format of the examination, please contact the ISoM team at:

info@internationalschoolofmusicians.org

Trombone - Step 1

Exercises

Exercise 1

Andante

Musical notation for Exercise 1, Andante, *mf*, 7 measures. The notation is in bass clef, 4/4 time, and B-flat major. The first measure contains a whole note B-flat. The second measure is a whole rest. The third measure contains a whole note B-flat. The fourth measure is a whole rest. The fifth measure contains a whole note B-flat. The sixth measure is a whole rest. The seventh measure contains a whole note B-flat. The piece ends with a double bar line.

Exercise 2

Moderato

Musical notation for Exercise 2, Moderato, *mf*, 5 measures. The notation is in bass clef, 4/4 time, and B-flat major. The first measure contains a quarter note B-flat, a quarter note A-flat, and a half note G. The second measure contains a quarter note F, a quarter note E-flat, and a half note D. The third measure contains a quarter note C, a quarter note B-flat, and a half note A-flat. The fourth measure contains a quarter note G, a quarter note F, and a half note E-flat. The fifth measure contains a quarter note D, a quarter note C, and a half note B-flat. The piece ends with a double bar line.

Exercise 3

Allegretto

Musical notation for Exercise 3, Allegretto, *mp*. The notation is in bass clef, 3/4 time, and B-flat major. The first measure contains a dotted quarter note B-flat. The second measure contains an eighth note A-flat, an eighth note G, and a dotted quarter note F. The third measure contains an eighth note E-flat, an eighth note D, and a dotted quarter note C. The fourth measure contains an eighth note B-flat, an eighth note A-flat, and a dotted quarter note G. The fifth measure contains an eighth note F, an eighth note E-flat, and a dotted quarter note D. The sixth measure contains an eighth note C, an eighth note B-flat, and a dotted quarter note A-flat. The seventh measure contains an eighth note G, an eighth note F, and a dotted quarter note E-flat. The eighth measure contains an eighth note D, an eighth note C, and a dotted quarter note B-flat. The piece ends with a double bar line.

Trombone - Step 1

Exercises

Exercise 4

Moderato

mf

5

Exercise 5

Maestoso

f

9

Trombone - Step 1

Pieces

Merrily We Roll Along

Traditional

Moderato

Musical notation for 'Merrily We Roll Along' in bass clef, 4/4 time, key of B-flat major. The first staff shows the first four measures, and the second staff shows measures 5 through 8. The piece concludes with a double bar line. The dynamic marking *mf* is placed above the first measure of the second staff.

Les Bouffons

Anon.

Andante

Musical notation for 'Les Bouffons' in bass clef, 4/4 time, key of B-flat major. The first staff shows the first four measures, and the second staff shows measures 5 through 8. The piece concludes with a double bar line. The dynamic marking *f* is placed above the first measure of the second staff.

Lightly Row

Folk Song

Allegro

Musical notation for 'Lightly Row' in bass clef, 4/4 time, key of B-flat major. The first staff shows the first four measures, and the second staff shows measures 5 through 8. The piece concludes with a double bar line. The dynamic marking *f* is placed above the first measure of the second staff.

Trombone - Step 1

Pieces

Twinkle, Twinkle, Little Star

Lullaby

Andante

Musical notation for the first piece, 'Twinkle, Twinkle, Little Star'. It consists of three staves of music in bass clef, 4/4 time, with a key signature of two flats (Bb and Eb). The first staff starts with a mezzo-piano (*mp*) dynamic. The second staff begins with a measure rest labeled '5'. The third staff begins with a measure rest labeled '9'. The piece concludes with a double bar line.

Dance of the Trombone

Hoddinott

Allegretto

Musical notation for the second piece, 'Dance of the Trombone'. It consists of four staves of music in bass clef, 3/4 time, with a key signature of two flats (Bb and Eb). The first staff starts with a mezzo-piano (*mp*) dynamic. The second staff begins with a measure rest labeled '5'. The third staff begins with a measure rest labeled '9'. The fourth staff begins with a mezzo-forte (*mf*) dynamic, has a measure rest labeled '13', and then returns to a mezzo-piano (*mp*) dynamic. The piece concludes with a double bar line.

Step 1

Composition

In this section you have the opportunity to compose your own piece of music and perform it as part of your performance award graded examination.

The piece you compose can be used as one of the three chosen pieces that you will perform at your assessment.

Your piece of music should be in a simple key signature for you to play. It should begin and end on the tonic note (the first note of the scale of your chosen key). It should be 8 bars long and in bar 4 you should include the dominant note (the 5th note of the scale of your chosen key).

Use the blank staves below to compose your piece, please use a pencil, and ask your ISoM tutor to help you along the way.

Remember to include the following:

- Clef* ▪ *Key Signature* ▪ *Time Signature* ▪ *Notes*
- Barlines* ▪ *Dynamics* ▪ *Articulation* ▪ *Performance Directions*

Two sets of blank musical staves, each consisting of five horizontal lines, provided for the student to compose their piece.

Glossary

Time Signatures



4 crotchet
beats in a bar

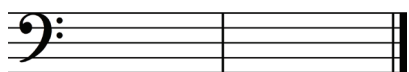


3 crotchet
beats in a bar



2 crotchet
beats in a bar

bass clef




double bar line
(end of piece)

bar line




G B D F A




A C E G

Key Signatures

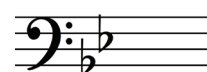
C Major / A minor



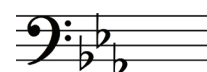
F Major / D minor



B^b Major / G minor



E^b Major / C minor



Name:

Crotchet
Rest

Semibreve
Rest

Crotchet

Minim

Dotted
Minim

Semibreve



Duration:

1
beat

4
beats

1
beat

2
beats

3
beats

4
beats

Dynamics

mp — mezzo piano (moderately soft)

mf — mezzo forte (moderately loud)

f — forte (loud)

Performance Directions

Allegro — fast

Allegretto — fairly fast

Andante — at a walking pace

Maestoso — majestically

Moderato — at a moderate pace

Tie



Play as one continuous note

