

IMMS

STEP

2



TROMBONE

This publication is part of a progressive series of books containing music intended for use by students preparing for a Performance Award Graded Examination as part of the International School of Musicians curriculum.

For further details or enquiries please contact:

Email: info@internationalschoolofmusicians.org

Compiled and arranged by

Gareth Hoddinott
International School of Musicians

All rights reserved. No part of this publication may be reproduced, stored in a retrieval system or transmitted in any form or by any means, electronic, mechanical, photocopying, recording or otherwise, without the prior permission in writing of the copyright owner.

Introduction

The International School of Musicians is dedicated to ensuring that music education is accessible for everyone. To this end, all content for our online examinations can be found in the International School of Musicians Examination Books for the relevant instrument and grade. These are available free of charge on our website:

www.internationalschoolofmusicians.org

The Syllabus and Repertoire

Each examination level's syllabus contains five technical exercises and five pieces, all of which you will find in this book.

For your examination, you will be asked to perform three exercises and three pieces of your choice. Candidates will also be asked a few Viva Voce style questions about the music performed, including staff, bar lines, pitch names, clefs and note values. All details can be found in the glossary of each examination book.

There is also an option for you to replace one piece with a composition or an own choice. This should be indicated when you register for an online graded examination.

How are the marks allocated?

The three technical exercises are marked out of ten each, making a subtotal for this section of 30. The three pieces are marked out of twenty each, making a subtotal for this section of 60. The questions section is marked out of 10, bringing the total of the whole examination to 100.

If you have any questions regarding the format of the examination, please contact the ISoM team at:

info@internationalschoolofmusicians.org

Trombone - Step 2

Exercises

Exercise 1

Moderato

9

Exercise 2

Adagio

5

Exercise 3

Moderato

7

Trombone - Step 2

Exercises

Exercise 4

Moderato

f *mf*

5

p *f*

Exercise 5

Adagio

f

5

Trombone - Step 2

Pieces

This Old Man

Traditional

Allegro

Musical notation for 'This Old Man' in bass clef, 2/4 time, key of B-flat. The first staff starts with a *mf* dynamic. The second staff begins with a measure rest of 9 measures.

Ode to Joy

Beethoven

Con Brio

Musical notation for 'Ode to Joy' in bass clef, 4/4 time, key of B-flat. The first staff starts with a *f* dynamic. The second staff begins with a measure rest of 5 measures.

London Bridge is Falling Down

Traditional

Andante

Musical notation for 'London Bridge is Falling Down' in bass clef, 4/4 time, key of B-flat. The first staff starts with a *mf* dynamic and includes a hairpin crescendo. The second staff starts with a *f* dynamic.

Trombone - Step 2

Pieces

Au Clair de la Lune

French Traditional

Moderato

5 *f*

9 *mp*

13 *mf*

13 *f*

Morning

Grieg

Allegretto

5 *mp*

9 *mf*

13 *mf*

Step 2

Composition

In this section you have the opportunity to compose your own piece of music and perform it as part of your performance award graded examination.

The piece you compose can be used as one of the three chosen pieces that you will perform at your assessment.

Your piece of music should be in a simple key signature for you to play. It should begin and end on the tonic note (the first note of the scale of your chosen key). It should be 8 bars long and in bar 4 you should include the dominant note (the 5th note of the scale of your chosen key).

Use the blank staves below to compose your piece, please use a pencil, and ask your ISoM tutor to help you along the way.


Remember to include the following:


- Clef* ▪ *Key Signature* ▪ *Time Signature* ▪ *Notes*
- Barlines* ▪ *Dynamics* ▪ *Articulation* ▪ *Performance Directions*


Two sets of blank musical staves, each consisting of five horizontal lines, provided for the student to compose their piece.

Glossary


Time Signatures

 4 crotchet beats in a bar

 3 crotchet beats in a bar


 2 crotchet beats in a bar

bass clef



bar line

double bar line
(end of piece)


G B D F A


A C E G

Key Signatures


C Major / A minor



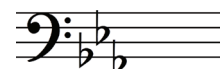
F Major / D minor



B^b Major / G minor



E^b Major / C minor



Name:

Crotchet
Rest

Quaver

Quavers

Crotchet

Dotted
Crotchet

Minim

Dotted
Minim

Semibreve



Duration:

1
beat

1/2
beat

1/2 1/2
beat beat

1
beat

1 + 1/2
beats

2
beats

3
beats

4
beats

Dynamics


mp — mezzo piano (moderately soft)

mf — mezzo forte (moderately loud)

f — forte (loud)

ff — fortissimo (very loud)

crescendo **diminuendo**



getting louder getting softer

Tie



Play as one continuous note

Performance Directions

Adagio — slow

Allegro — fast

Allegretto — fairly fast

Andante — at a walking pace

Con brio — with vigour

Moderato — at a moderate pace

