



TRUMPET

STEP

1

METHODS

This publication is part of a progressive series of books containing music intended for use by students preparing for a Performance Award Graded Examination as part of the International School of Musicians curriculum.

For further details or enquiries please contact:

Email: info@internationalschoolofmusicians.org

Compiled and arranged by

Gareth Hoddinott
International School of Musicians

All rights reserved. No part of this publication may be reproduced, stored in a retrieval system or transmitted in any form or by any means, electronic, mechanical, photocopying, recording or otherwise, without the prior permission in writing of the copyright owner.

Introduction

The International School of Musicians is dedicated to ensuring that music education is accessible for everyone. To this end, all content for our online examinations can be found in the International School of Musicians Examination Books for the relevant instrument and grade. These are available free of charge on our website:

www.internationalschoolofmusicians.org

The Syllabus and Repertoire

Each examination level's syllabus contains five technical exercises and five pieces, all of which you will find in this book.

For your examination, you will be asked to perform three exercises and three pieces of your choice. Candidates will also be asked a few Viva Voce style questions about the music performed, including staff, bar lines, pitch names, clefs and note values. All details can be found in the glossary of each examination book.

There is also an option for you to replace one piece with a composition or an own choice. This should be indicated when you register for an online graded examination.

How are the marks allocated?

The three technical exercises are marked out of ten each, making a subtotal for this section of 30. The three pieces are marked out of twenty each, making a subtotal for this section of 60. The questions section is marked out of 10, bringing the total of the whole examination to 100.

If you have any questions regarding the format of the examination, please contact the ISoM team at:

info@internationalschoolofmusicians.org

Trumpet - Step 1

Exercises

Exercise 1

Lento

5 *mf*

Exercise 2

Allegro

5 *mp*

Exercise 3

Andante

5 *f*

Trumpet - Step 1

Exercises

Exercise 4

Con Brio

Musical notation for Exercise 4, consisting of two staves. The first staff is in 3/4 time and contains the notes G4, A4, B4, C5, B4, A4, G4, F4, E4, D4. The second staff is in 3/4 time and contains the notes D4, C4, B3, A3, G3, F3, E3, D3, C3, B2. A dynamic marking of *f* is placed below the first staff. A finger number '5' is written to the left of the first staff. The piece concludes with a double bar line.

Exercise 5

Moderato

Musical notation for Exercise 5, consisting of two staves. The first staff is in 3/4 time and contains the notes G4, A4, B4, C5, B4, A4, G4, F4, E4, D4. The second staff is in 3/4 time and contains the notes D4, C4, B3, A3, G3, F3, E3, D3, C3, B2. A dynamic marking of *mf* is placed below the first staff. A finger number '5' is written to the left of the first staff. The piece concludes with a double bar line.

Trumpet - Step 1

Pieces

Jumping March

Hoddinott

Andante

Musical notation for the first piece, "Jumping March" by Hoddinott. It is in 2/4 time and marked "Andante". The first staff begins with a forte (*f*) dynamic. The melody consists of a sequence of eighth and quarter notes. A measure rest of 9 measures is indicated before the second staff begins.

Ode to Joy

Beethoven

Con brio

Musical notation for the second piece, "Ode to Joy" by Beethoven. It is in 4/4 time and marked "Con brio". The first staff begins with a mezzo-forte (*mf*) dynamic. The melody consists of a sequence of eighth and quarter notes. A measure rest of 5 measures is indicated before the second staff begins.

Trumpet - Step 1

Pieces

When the Saints Go Marching In

Traditional

Allegro

Musical notation for the trumpet part of 'When the Saints Go Marching In'. The piece is in 4/4 time and marked Allegro. The notation consists of three staves. The first staff begins with a treble clef, a 4/4 time signature, and a dynamic marking of *f*. The melody starts with a quarter note G4, followed by quarter notes A4, B4, and C5. The second staff continues the melody with a quarter note D5, a half note E5, and a quarter note D5. The third staff concludes the piece with a quarter note C5, a quarter note B4, and a quarter note A4. There are rests and ties throughout the piece.

Lightly Row

Traditional

Moderato

Musical notation for the trumpet part of 'Lightly Row'. The piece is in 4/4 time and marked Moderato. The notation consists of two staves. The first staff begins with a treble clef, a 4/4 time signature, and a dynamic marking of *mf*. The melody starts with a quarter note G4, followed by quarter notes A4, B4, and C5. The second staff continues the melody with a quarter note D5, a half note E5, and a quarter note D5. The piece ends with a quarter note C5.


Trumpet - Step 1

Pieces

Minuet

Hoddinott

Moderato



Step 1

Composition

In this section you have the opportunity to compose your own piece of music and perform it as part of your performance award graded examination.

The piece you compose can be used as one of the three chosen pieces that you will perform at your assessment.

Your piece of music should be in a simple key signature for you to play. It should begin and end on the tonic note (the first note of the scale of your chosen key). It should be 8 bars long and in bar 4 you should include the dominant note (the 5th note of the scale of your chosen key).

Use the blank staves below to compose your piece, please use a pencil, and ask your ISoM tutor to help you along the way.

Remember to include the following:

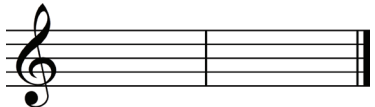
Clef ▪ *Key Signature* ▪ *Time Signature* ▪ *Notes*

Barlines ▪ *Dynamics* ▪ *Articulation* ▪ *Performance Directions*

Glossary


Time Signatures


treble clef





double bar line (end of piece)


bar line

 4 crotchet beats in a bar


 3 crotchet beats in a bar

 2 crotchet beats in a bar


 common time
4 crotchet beats in a bar



E G B D F




F A C E




C D

Key Signatures


C major / A minor













G major / E minor



F major / D minor



Name:	Crotchet Rest	Minim Rest	Semibreve Rest	Quaver	Quavers	Crotchet	Dotted Crotchet	Minim	Dotted Minim	Semibreve
										
Duration:	1 beat	2 beats	4 beats	1/2 beat	1/2 beat	1 beat	1 + 1/2 beats	2 beats	3 beats	4 beats

Dynamics

- mp* — mezzo piano (moderately soft)
- mf* — mezzo forte (moderately loud)
- f* — forte (loud)

Performance Directions

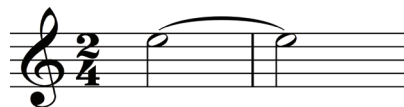
- Andante** — at a walking pace
- Allegro** — fast
- Con brio** — with vigour
- Lento** — slow
- Moderato** — at a moderate pace

Slur



to be played smoothly in one breath (legato)

Tie



play as one continuous note

