

# IMMS

## STEP

# 2



TRUMPET

This publication is part of a progressive series of books containing music intended for use by students preparing for a Performance Award Graded Examination as part of the International School of Musicians curriculum.

For further details or enquiries please contact:

Email: [info@internationalschoolofmusicians.org](mailto:info@internationalschoolofmusicians.org)

Compiled and arranged by

Gareth Hoddinott  
International School of Musicians

All rights reserved. No part of this publication may be reproduced, stored in a retrieval system or transmitted in any form or by any means, electronic, mechanical, photocopying, recording or otherwise, without the prior permission in writing of the copyright owner.

# Introduction

The International School of Musicians is dedicated to ensuring that music education is accessible for everyone. To this end, all content for our online examinations can be found in the International School of Musicians Examination Books for the relevant instrument and grade. These are available free of charge on our website:

**[www.internationalschoolofmusicians.org](http://www.internationalschoolofmusicians.org)**

## The Syllabus and Repertoire

Each examination level's syllabus contains five technical exercises and five pieces, all of which you will find in this book.

For your examination, you will be asked to perform three exercises and three pieces of your choice. Candidates will also be asked a few Viva Voce style questions about the music performed, including staff, bar lines, pitch names, clefs and note values. All details can be found in the glossary of each examination book.

There is also an option for you to replace one piece with a composition or an own choice. This should be indicated when you register for an online graded examination.

## How are the marks allocated?

The three technical exercises are marked out of ten each, making a subtotal for this section of 30. The three pieces are marked out of twenty each, making a subtotal for this section of 60. The questions section is marked out of 10, bringing the total of the whole examination to 100.

If you have any questions regarding the format of the examination, please contact the ISoM team at:

**[info@internationalschoolofmusicians.org](mailto:info@internationalschoolofmusicians.org)**

# Trumpet - Step 2

## Exercises

### Exercise 1

**Andante**

*p* *mp*

5 *mf* *cresc.*

### Exercise 2

**Moderato**

*mf*

5 *f* *ff*

### Exercise 3

**Adagio**

*mp* *f* *mp*

5 *ff* *p*

# Trumpet - Step 2

## Exercises

### Exercise 4

**Allegretto**

*mf* *f* *mf*

5 *ff* *f*

### Exercise 5

**Moderato**

*ff*

7 *f*

# Trumpet - Step 2

Pieces

## Old MacDonald

Nursery Rhyme

Allegro

Musical notation for measures 1-4. The key signature has one flat (Bb) and the time signature is 4/4. The melody starts with a forte (*f*) dynamic and ends with a mezzo-piano (*mp*) dynamic.

5

Musical notation for measures 5-8. The melody continues from measure 4 and ends with a forte (*f*) dynamic.

9

Musical notation for measures 9-12. The melody starts with a piano (*p*) dynamic and includes a crescendo (*cresc.*) marking.

13

Musical notation for measures 13-16. The melody starts with a forte (*f*) dynamic and ends with a double bar line.

# Trumpet - Step 2

Pieces

## Gavotte

Handel

Andante

Musical notation for the Gavotte by Handel. The piece is in 4/4 time and D major. The first staff (measures 1-4) starts with a mezzo-forte (*mf*) dynamic. The second staff (measures 5-8) starts with a mezzo-piano (*mp*) dynamic. The piece concludes with a double bar line.

## Chinese Song

Traditional

Moderato

Musical notation for the Chinese Song. The piece is in 2/4 time and D major. The first staff (measures 1-8) features dynamics of mezzo-piano (*mp*) and mezzo-forte (*mf*). The second staff (measures 9-12) features dynamics of forte (*f*) and mezzo-piano (*mp*). The piece concludes with a double bar line.

# Trumpet - Step 2

Pieces

## Brother Jacques Variation

Traditional

Moderato

Musical notation for the first piece, 'Brother Jacques Variation'. It consists of two staves of music in 3/4 time. The first staff starts with a *mp* dynamic and ends with a *mf* dynamic. The second staff starts with a *mp* dynamic, has a crescendo to *mf*, and then a decrescendo back to *mp*. The piece concludes with a double bar line.

## London Bridge is Falling Down

Allegretto

Nursery Rhyme

Musical notation for the second piece, 'London Bridge is Falling Down'. It consists of two staves of music in 4/4 time. The first staff starts with a *mf* dynamic. The second staff starts with a *mp* dynamic and features a crescendo to *f* for the final notes. The piece concludes with a double bar line.



# Step 2

---

## Composition

In this section you have the opportunity to compose your own piece of music and perform it as part of your performance award graded examination.

The piece you compose can be used as one of the three chosen pieces that you will perform at your assessment.

Your piece of music should be in a simple key signature for you to play. It should begin and end on the tonic note (the first note of the scale of your chosen key). It should be 8 bars long and in bar 4 you should include the dominant note (the 5th note of the scale of your chosen key).

Use the blank staves below to compose your piece, please use a pencil, and ask your ISoM tutor to help you along the way.

### **Remember to include the following:**

- Clef* ▪ *Key Signature* ▪ *Time Signature* ▪ *Notes*
- Barlines* ▪ *Dynamics* ▪ *Articulation* ▪ *Performance Directions*

Two sets of blank musical staves, each consisting of five horizontal lines, provided for the student to write their composition.

---

---

---

---

---

---

---

---

---

---

---

---

---

---

---

---

---

---

---

---

---

---

---

---

---

---

---

---

---

---

---

---

---

---

---

---

---

---

---

---

---

---

---

---

---

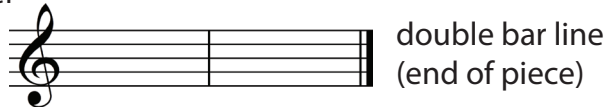
---

---

---


# Glossary

treble clef



double bar line  
(end of piece)

## Time Signatures



4 crotchet  
beats in a bar



3 crotchet  
beats in a bar



2 crotchet  
beats in a bar



common time  
4 crotchet  
beats in a bar




bar line

E G B D F



F A C E



B C D

## Key Signatures

C major / A minor



F major / D minor



D major / B minor



## Name:

Crotchet Rest Minim Rest Semibreve Rest Quaver Quavers Crotchet Dotted Crotchet Minim Dotted Minim Semibreve




## Duration:

1 beat 2 beats 4 beats 1/2 beat 1/2 beat 1/2 beat 1 beat 1 + 1/2 beats 2 beats 3 beats 4 beats

## Dynamics

- p* — piano (soft)
- mp* — mezzo piano (moderately soft)
- mf* — mezzo forte (moderately loud)
- f* — forte (loud)
- ff* — fortissimo (very loud)
- cresc.* — crescendo (getting louder)



getting louder getting softer

## Slur



to be played smoothly  
in one breath (legato)

## Tie



Play as one continuous note

## Performance Directions

- Adagio** — slow
- Allegro** — fast
- Allegretto** — fairly fast
- Andante** — at a walking pace
- Moderato** — at a moderate pace

