



TRUMPET

Grade

1

MITS

This publication is part of a progressive series of books containing music intended for use by students preparing for a Performance Award Graded Examination as part of the International School of Musicians curriculum.

For further details or enquiries please contact:

Email: info@internationalschoolofmusicians.org

Compiled and arranged by

Gareth Hoddinot
International School of Musicians

All rights reserved. No part of this publication may be reproduced, stored in a retrieval system or transmitted in any form or by any means, electronic, mechanical, photocopying, recording or otherwise, without the prior permission in writing of the copyright owner.

Introduction

The International School of Musicians is dedicated to ensuring that music education is accessible for everyone. To this end, all content for our online examinations can be found in the International School of Musicians Examination Books for the relevant instrument and grade. These are available free of charge on our website:

www.internationalschoolofmusicians.org

The Syllabus and Repertoire

Each examination level's syllabus contains five technical exercises and five pieces, all of which you will find in this book.

For your examination, you will be asked to perform three exercises and three pieces of your choice. Candidates will also be asked a few Viva Voce style questions about the music performed, including staff, bar lines, pitch names, clefs and note values. All details can be found in the glossary of each examination book.

There is also an option for you to replace one piece with a composition or an own choice. This should be indicated when you register for an online graded examination.

How are the marks allocated?

The three technical exercises are marked out of ten each, making a subtotal for this section of 30. The three pieces are marked out of twenty each, making a subtotal for this section of 60. The questions section is marked out of 10, bringing the total of the whole examination to 100.

If you have any questions regarding the format of the examination, please contact the ISoM team at:

info@internationalschoolofmusicians.org

Trumpet - Grade 1

Exercises

Exercise 1

Moderato

f

9

mf

Exercise 2

Andante

mf

5

mf

Exercise 3

Con brio

ff

5

mf *ff*

Trumpet - Grade 1

Exercises

Exercise 4

Allegretto

5 *f*

9 *mf*

13 *mf*

Exercise 5

Allegro

mf

5

Trumpet - Grade 1

Pieces

Scarborough Fair

English Folksong

Moderato

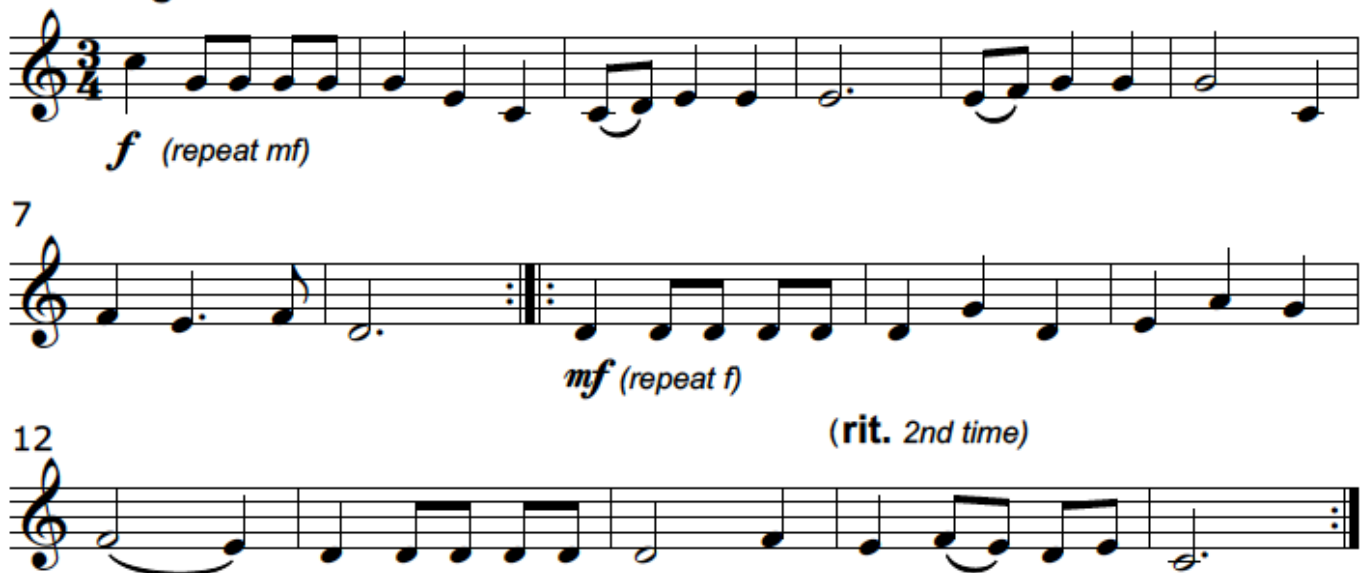


Musical score for Scarborough Fair, featuring three staves of music in 3/4 time. The first staff starts with a mezzo-piano (*mp*) dynamic. The second staff begins at measure 7 and includes a mezzo-forte (*mf*) dynamic. The third staff begins at measure 13 and includes a piano (*p*) dynamic and a ritardando (*rit.*) marking. The score concludes with a double bar line.

The Water Music Minuet

Handel

Allegretto



Musical score for The Water Music Minuet, featuring three staves of music in 3/4 time. The first staff starts with a forte (*f*) dynamic, with a note indicating to repeat at mezzo-forte (*mf*). The second staff begins at measure 7 and includes a mezzo-forte (*mf*) dynamic, with a note indicating to repeat at forte (*f*). The third staff begins at measure 12 and includes a ritardando (*rit.*) marking for the second time. The score concludes with a double bar line.

Trumpet - Grade 1

Pieces

Clown Dance

Anon c. 14th Century

Allegro

5

9

f

mf

p *f*

La Folia

Corelli

Adagio

7

13

mp

p

mf

Trumpet - Grade 1

Pieces

French March

Jean-Baptiste Arban

Maestoso

5

9

13

f

mf

f

Grade 1

Composition

In this section you have the opportunity to compose your own piece of music and perform it as part of your performance award graded examination.

The piece you compose can be used as one of the three chosen pieces that you will perform at your assessment.

Your piece of music should be in a simple key signature for you to play. It should begin and end on the tonic note (the first note of the scale of your chosen key). It should be 16 bars long and in bar 8 you should include the dominant note (the 5th note of the scale of your chosen key).

Use the blank staves below to compose your piece, please use a pencil, and ask your ISoM tutor to help you along the way.

Remember to include the following:

- Clef* ▪ *Key Signature* ▪ *Time Signature* ▪ *Notes*
- Barlines* ▪ *Dynamics* ▪ *Articulation* ▪ *Performance Directions*


Two sets of blank musical staves, each consisting of five horizontal lines, provided for the student to compose their piece.


Glossary


treble clef  double bar line (end of piece) 


bar line 


Time Signatures

 4 crotchet beats in a bar

 3 crotchet beats in a bar

 2 crotchet beats in a bar

 common time
4 crotchet beats in a bar

 alla breve
2 minim beats in a bar

 E G B D F

 F A C E

 A B C D

Key Signatures

C major / A minor



G major / E minor



F major / D minor



Name:

Crotchet Rest	Minim Rest	Semibreve Rest	Quaver	Quavers	Crotchet	Dotted Crotchet	Minim	Dotted Minim	Semibreve
									

Duration:

1	2	4	1/2	1/2	1/2	1	1 + 1/2	2	3	4
beat	beats	beats	beat	beat	beat	beat	beats	beats	beats	beats

Dynamics

p — piano (soft) **mf** — mezzo forte (moderately loud)

mp — mezzo piano (moderately soft) **f** — forte (loud)

ff — fortissimo (very loud)

crescendo  **diminuendo** 

getting louder getting softer

Performance Directions

Allegro — fast **Con brio** — with vigour


Allegretto — fairly fast **Maestoso** — majestically


Adagio — slow **Moderato** — at a moderate pace


Andante — at a walking pace

rit. 

ritardando — gradually getting slower

 **The sharp sign** raises a note by one semitone

 **The flat sign** lowers a note by one semitone

 **The natural sign** restores a note to its original pitch

Slur

 to be played in one breath

Tie

 Play as one continuous note

Repeat Signs

 Repeat from beginning of piece or previous repeat sign


Breath Mark

 Take a breath

Staccato

 Short and detached

Accent

 Emphasise **this** note

