



VIOLA

Grade

1

MUSIC

This publication is part of a progressive series of books containing music intended for use by students preparing for a Performance Award Graded Examination as part of the International School of Musicians curriculum.

For further details or enquiries please contact:

Email: info@internationalschoolofmusicians.org

Compiled and arranged by

Davina Panjanaden
International School of Musicians

All rights reserved. No part of this publication may be reproduced, stored in a retrieval system or transmitted in any form or by any means, electronic, mechanical, photocopying, recording or otherwise, without the prior permission in writing of the copyright owner.

Introduction

The International School of Musicians is dedicated to ensuring that music education is accessible for everyone. To this end, all content for our online examinations can be found in the International School of Musicians Examination Books for the relevant instrument and grade. These are available free of charge on our website:

www.internationalschoolofmusicians.org

The Syllabus and Repertoire

Each examination level's syllabus contains five technical exercises and five pieces, all of which you will find in this book.

For your examination, you will be asked to perform three exercises and three pieces of your choice. Candidates will also be asked a few Viva Voce style questions about the music performed, including staff, bar lines, pitch names, clefs and note values. All details can be found in the glossary of each examination book.

There is also an option for you to replace one piece with a composition or an own choice. This should be indicated when you register for an online graded examination.

How are the marks allocated?

The three technical exercises are marked out of ten each, making a subtotal for this section of 30. The three pieces are marked out of twenty each, making a subtotal for this section of 60. The questions section is marked out of 10, bringing the total of the whole examination to 100.

If you have any questions regarding the format of the examination, please contact the ISoM team at:

info@internationalschoolofmusicians.org

Viola - Grade 1

Exercises

Exercise 1

Andante

Musical notation for Exercise 1, measures 1-4. The first staff (measures 1-2) is in 3/8 time with a key signature of one sharp (F#). It starts with a *mf* dynamic and a *mp* dynamic. The second staff (measures 3-4) starts with a *f* dynamic, followed by a *mf* dynamic with a hairpin, and ends with a *f* dynamic. A fingering '5' is indicated above the first note of the second staff.

Exercise 2

Andante

Musical notation for Exercise 2, measures 1-2. The first staff (measures 1-2) is in 2/4 time with a key signature of two sharps (F# and C#). It starts with a *mf* dynamic. The second staff (measures 3-4) starts with a *f* dynamic, followed by a *mf* dynamic with a hairpin. A fingering '5' is indicated above the first note of the second staff.

Exercise 3

Moderato

Musical notation for Exercise 3, measures 1-2. The first staff (measures 1-2) is in 2/4 time with a key signature of two sharps (F# and C#). It starts with a *p* dynamic and ends with a *mp* dynamic. The second staff (measures 3-4) starts with a *mf* dynamic and ends with a *p* dynamic. A fingering '5' is indicated above the first note of the second staff.

Viola - Grade 1

Exercises

Exercise 4

Andante

3

5

7

Exercise 5

Moderato

5

9

13

Viola - Grade 1

Pieces

Allegretto in G

Mozart

Allegretto

Musical score for the Viola part of the Allegretto in G by Mozart. The score is in 3/4 time and G major. It consists of four staves of music. The first staff starts with a *mf* dynamic and includes a *V* (Violin) and *tr* (trill) marking. The second staff includes a *f* dynamic and a *p* dynamic. The third staff continues the melody. The fourth staff includes a *f* dynamic and a *mf* dynamic. The piece ends with a double bar line.

Clown Dance

Anon c. 14th Century

Allegro

Musical score for the Clown Dance by Anon c. 14th Century, Viola part. The score is in 4/4 time and G major. It consists of three staves of music. The first staff starts with a *f* dynamic and includes a *p* dynamic. The second staff includes a *mf* dynamic and a *pizz.* (pizzicato) marking. The third staff includes a *f* dynamic and a *p* dynamic. The piece ends with a double bar line.

Viola - Grade 1

Pieces

Merrily Danced the Quaker's Wife

Traditional

Moderato

Musical score for 'Merrily Danced the Quaker's Wife' in G major and 6/8 time. The score consists of four staves of music. The first staff starts with a mezzo-forte (*mf*) dynamic. The second staff begins with a measure rest for 5 measures. The third staff starts with a forte (*f*) dynamic. The fourth staff begins with a measure rest for 13 measures. The piece concludes with a double bar line.

Sunday Morning

ISoM

Moderato

Musical score for 'Sunday Morning' in G major and 3/4 time. The score consists of three staves of music. The first staff starts with a forte (*f*) dynamic. The second staff begins with a piano (*p*) dynamic. The third staff starts with a forte (*f*) dynamic. The piece concludes with a double bar line.

Viola - Grade 1

Pieces

Theme from Jupiter

Holst

Andante

The musical score for Viola, Grade 1, 'Theme from Jupiter' by Holst, is presented in six staves. The key signature is one flat (B-flat) and the time signature is 3/4. The tempo is marked 'Andante'. The score begins with a dynamic marking of *p* (piano) and includes several measures with a 'V' marking above the staff. The dynamics progress through *mp* (mezzo-piano) and *mf* (mezzo-forte) to *f* (forte). A *rit.* (ritardando) marking is placed above the final staff, which concludes with a double bar line.

Grade 1

Composition

In this section you have the opportunity to compose your own piece of music and perform it as part of your performance award graded examination.

The piece you compose can be used as one of the three chosen pieces that you will perform at your assessment.





Your piece of music should be in a simple key signature for you to play. It should begin and end on the tonic note (the first note of the scale of your chosen key). It should be 16 bars long and in bar 8 you should include the dominant note (the 5th note of the scale of your chosen key).

Use the blank staves below to compose your piece, please use a pencil, and ask your ISoM tutor to help you along the way.

Remember to include the following:


Clef ▪ *Key Signature* ▪ *Time Signature* ▪ *Notes*
Barlines ▪ *Dynamics* ▪ *Articulation* ▪ *Performance Directions*


Two sets of blank musical staves, each consisting of five horizontal lines, provided for the student to compose their piece.





Glossary


Time Signatures

 2 crotchet
beats in a bar

 3 crotchet
beats in a bar

 6 quaver
beats in a bar

 4 crotchet
beats in a bar

 common time
4 crotchet
beats in a bar

alto clef

 double bar line
(end of piece)

double bar line
(end of section)


F A C E G



G B D F


C D E



A B C D E

Key Signatures


C major / A minor















G major / E minor



D major / B minor

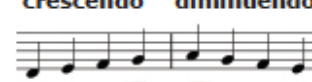


Name:	Crotchet	Rest	Quaver	Quavers	Semi-quavers	Dotted Quaver	Semi-quaver	Crotchet	Dotted Crotchet	Minim	Dotted Minim	Semibreve
												
Duration:	beat	beat	beat	beat	beat	beat	beat	beat	beats	beats	beats	beats

Dynamics

p — piano (soft)
mp — mezzo piano (moderately soft)
mf — mezzo forte (moderately loud)
f — forte (loud)


crescendo **diminuendo**


 getting louder getting softer


Performance Directions

Adagio — slow
Allegro — fast
Allegretto — fairly fast
Andante — at a walking pace
Con moto — with motion
Largo — slow
Moderato — at a moderate pace


Bowing


 downbow upbow

Fingerings


 open string fourth finger


Slur


 to be played smoothly without changing bow direction (legato)

pizz. - pizzicato
 pluck the strings with your index finger until music states otherwise

arco - with bow
 play the strings with your bow (this cancels the pizz. indication)

Staccato


 short, detached notes

