

STEP

1

METHODS

This publication is part of a progressive series of books containing music intended for use by students preparing for a Performance Award Graded Examination as part of the International School of Musicians curriculum.

For further details or enquiries please contact:

Email: info@internationalschoolofmusicians.org

Compiled and arranged by

Davina Panjanaden
International School of Musicians

All rights reserved. No part of this publication may be reproduced, stored in a retrieval system or transmitted in any form or by any means, electronic, mechanical, photocopying, recording or otherwise, without the prior permission in writing of the copyright owner.

Introduction

The International School of Musicians is dedicated to ensuring that music education is accessible for everyone. To this end, all content for our online examinations can be found in the International School of Musicians Examination Books for the relevant instrument and grade. These are available free of charge on our website:

www.internationalschoolofmusicians.org

The Syllabus and Repertoire

Each examination level's syllabus contains five technical exercises and five pieces, all of which you will find in this book.

For your examination, you will be asked to perform three exercises and three pieces of your choice. Candidates will also be asked a few Viva Voce style questions about the music performed, including staff, bar lines, pitch names, clefs and note values. All details can be found in the glossary of each examination book.

There is also an option for you to replace one piece with a composition or an own choice. This should be indicated when you register for an online graded examination.

How are the marks allocated?

The three technical exercises are marked out of ten each, making a subtotal for this section of 30. The three pieces are marked out of twenty each, making a subtotal for this section of 60. The questions section is marked out of 10, bringing the total of the whole examination to 100.

If you have any questions regarding the format of the examination, please contact the ISoM team at:

info@internationalschoolofmusicians.org

Violin - Step 1

Exercises

Exercise 1

Allegretto

Nursery Rhyme



Exercise 2

Andante



Exercise 3

Moderato



Violin - Step 1

Exercises

Exercise 4

Moderato

5

Exercise 5

Andante

5

Violin - Step 1

Pieces

Twinkle, Twinkle, Little Star

Lullaby

Andante

Musical score for 'Twinkle, Twinkle, Little Star' in G major, 4/4 time. The score consists of three staves of music. The first staff starts with a treble clef, a key signature of two sharps (F# and C#), and a 4/4 time signature. The tempo is marked 'Andante' and the dynamics are 'mp'. The melody is: G4 (quarter), A4 (quarter), B4 (quarter), C5 (quarter), B4-A4 (beamed eighth notes), G4 (quarter), F#4 (quarter), E4 (quarter), D4 (quarter), C4 (half). The second staff starts at measure 5 and continues the melody: C4 (half), D4 (quarter), E4 (quarter), F#4 (quarter), G4 (quarter), A4 (quarter), B4 (quarter), C5 (quarter), B4-A4 (beamed eighth notes), G4 (quarter). The third staff starts at measure 9 and continues: F#4 (quarter), E4 (quarter), D4 (quarter), C4 (half), ending with a double bar line.

The Little Bird

Allegretto

Musical score for 'The Little Bird' in G major, common time (C). The score consists of four staves of music. The first staff starts with a treble clef, a key signature of two sharps (F# and C#), and a common time signature. The tempo is marked 'Allegretto' and the dynamics are 'p'. The melody is: G4 (quarter), A4 (quarter), B4 (quarter), C5 (quarter), B4-A4 (beamed eighth notes), G4 (quarter), F#4 (quarter), E4 (quarter), D4 (half). The second staff starts at measure 5 and continues: C4 (half), D4 (quarter), E4 (quarter), F#4 (quarter), G4 (quarter), A4 (quarter), B4 (quarter), C5 (quarter), B4-A4 (beamed eighth notes), G4 (quarter). The third staff starts at measure 9 and continues: F#4 (quarter), E4 (quarter), D4 (quarter), C4 (half), followed by a whole rest, then B4 (quarter), A4 (quarter), G4 (quarter), F#4 (quarter), E4 (quarter), D4 (half). The fourth staff starts at measure 13 and continues: C4 (half), D4 (quarter), E4 (quarter), F#4 (quarter), G4 (quarter), A4 (quarter), B4 (quarter), C5 (quarter), B4-A4 (beamed eighth notes), G4 (quarter), ending with a double bar line.

Violin - Step 1

Pieces

Allegro

Spring

Vivaldi

The musical score for 'Spring' by Vivaldi is presented in three staves. The first staff begins with a treble clef, a key signature of two sharps (F# and C#), and a 4/4 time signature. It starts with a violin bowing mark (v) above the first note. The melody consists of quarter and eighth notes, with a half note followed by a quarter note in the second measure. The second staff begins with a dynamic marking of *f* (forte) and a fingering of 5 above the first note. The melody continues with quarter and eighth notes. The third staff concludes the piece with a double bar line.

Con brio

Ode to Joy

Beethoven

The musical score for 'Ode to Joy' by Beethoven is presented in two staves. The first staff begins with a treble clef, a key signature of two sharps (F# and C#), and a common time signature (C). It starts with a dynamic marking of *mf* (mezzo-forte) and a fingering of 1 above the first note. The melody consists of quarter notes. The second staff begins with a dynamic marking of *mf* and a fingering of 5 above the first note. The melody continues with quarter notes and concludes with a double bar line.

Violin - Step 1

Pieces

The Dreamer

Andante

The musical score for 'The Dreamer' is written in treble clef, 3/4 time, and the key of D major (two sharps). It consists of four staves of music. The first staff begins with a piano (*p*) dynamic and includes a fermata over the first note. The second staff continues the melody. The third staff begins with a forte (*f*) dynamic. The fourth staff concludes the piece with a double bar line. The notes in the first staff are D4, E4, F#4, G4, A4, B4, C5, and D5. The second staff continues with E4, F#4, G4, A4, B4, C5, and D5. The third staff contains D4, E4, F#4, G4, A4, B4, C5, and D5. The fourth staff contains D4, E4, F#4, G4, A4, B4, C5, and D5, with a slur under the last two notes.

Step 1

Composition

In this section you have the opportunity to compose your own piece of music and perform it as part of your performance award graded examination.

The piece you compose can be used as one of the three chosen pieces that you will perform at your assessment.

Your piece of music should be in a simple key signature for you to play. It should begin and end on the tonic note (the first note of the scale of your chosen key). It should be 8 bars long and in bar 4 you should include the dominant note (the 5th note of the scale of your chosen key).

Use the blank staves below to compose your piece, please use a pencil, and ask your ISoM tutor to help you along the way.


Remember to include the following:


- Clef* ▪ *Key Signature* ▪ *Time Signature* ▪ *Notes*
- Barlines* ▪ *Dynamics* ▪ *Articulation* ▪ *Performance Directions*


Two sets of blank musical staves, each consisting of five horizontal lines, provided for the student to compose their piece.


Glossary

Time Signatures

 2 crotchet
beats in a bar

 3 crotchet
beats in a bar

 4 crotchet
beats in bar

 common time
4 crotchet
beats in a bar

treble clef



bar line

double bar line
(end of piece)



E G B D F



F A C E



G A B C D

Key Signatures

G major / E minor












D major / B minor



A major / F# minor



Name:

Crotchet	Minim	Quaver	Quavers	Crotchet	Dotted	Minim	Dotted	Semibreve
Rest	Rest				Crotchet		Minim	
								

Duration:

1	2	1/2	1/2	1/2	1	1 + 1/2	2	3	4
beat	beats	beat	beat	beat	beat	beats	beats	beats	beats


Dynamics

p — piano (soft)
mp — mezzo piano (moderately soft)
mf — mezzo forte (moderately loud)
f — forte (loud)

Performance Directions

Allegro — fast
Allegretto — fairly fast
Andante — at a walking pace
Con brio — with vigour
Moderato — at a moderate pace

Bowing



downbow upbow

Tie



Play as one continuous note

