

IMMS

STEP

2



VIOLIN

This publication is part of a progressive series of books containing music intended for use by students preparing for a Performance Award Graded Examination as part of the International School of Musicians curriculum.

For further details or enquiries please contact:

Email: info@internationalschoolofmusicians.org

Compiled and arranged by

Davina Panjanaden
International School of Musicians

All rights reserved. No part of this publication may be reproduced, stored in a retrieval system or transmitted in any form or by any means, electronic, mechanical, photocopying, recording or otherwise, without the prior permission in writing of the copyright owner.

Introduction

The International School of Musicians is dedicated to ensuring that music education is accessible for everyone. To this end, all content for our online examinations can be found in the International School of Musicians Examination Books for the relevant instrument and grade. These are available free of charge on our website:

www.internationalschoolofmusicians.org

The Syllabus and Repertoire

Each examination level's syllabus contains five technical exercises and five pieces, all of which you will find in this book.

For your examination, you will be asked to perform three exercises and three pieces of your choice. Candidates will also be asked a few Viva Voce style questions about the music performed, including staff, bar lines, pitch names, clefs and note values. All details can be found in the glossary of each examination book.

There is also an option for you to replace one piece with a composition or an own choice. This should be indicated when you register for an online graded examination.

How are the marks allocated?

The three technical exercises are marked out of ten each, making a subtotal for this section of 30. The three pieces are marked out of twenty each, making a subtotal for this section of 60. The questions section is marked out of 10, bringing the total of the whole examination to 100.

If you have any questions regarding the format of the examination, please contact the ISoM team at:

info@internationalschoolofmusicians.org

Violin - Step 2

Exercises

Exercise 1

Adagio

Musical notation for Exercise 1, Adagio, in A major, 4/4 time. The first staff contains measures 1-4, and the second staff contains measures 5-8. Dynamics include *mp*, *f*, and *mp*. The piece concludes with a double bar line.

Exercise 2

Allegretto

Musical notation for Exercise 2, Allegretto, in A major, 3/4 time. The first staff contains measures 1-4, and the second staff contains measures 5-8. Dynamics include *p* and *mf*. The piece concludes with a double bar line.

Violin - Step 2

Exercises

Exercise 3

Allegro

5

9

13

f

mp

f

mp

Exercise 4

Andante

5

p

f

p

Violin - Step 2

Exercises

Exercise 5

Con moto

The musical score for Exercise 5 consists of two staves of music in G major (one sharp) and common time (C). The first staff begins with a piano (*p*) dynamic and a square fingering symbol above the first note. It contains four measures: a quarter note G, a quarter note A, a quarter note B, and a quarter note C; a quarter note D, a quarter note E, a quarter note F#, and a quarter note G; a quarter rest, followed by a sixteenth note G, a sixteenth note A, a sixteenth note B, and a sixteenth note C; and a quarter note D, a quarter note E, a quarter note F#, and a quarter note G. The second staff begins with a forte (*f*) dynamic and a square fingering symbol above the first note. It contains four measures: a quarter note G, a quarter note A, a quarter note B, and a quarter note C; a quarter note D, a quarter note E, a quarter note F#, and a quarter note G; a quarter note G, a quarter note A, a quarter note B, and a quarter note C; and a quarter note D, a quarter note E, a quarter note F#, and a quarter note G. The piece concludes with a double bar line. Performance markings include *pizz.* above the second measure of the first staff and the first measure of the second staff, and *arco* above the first measure of the second staff.



Violin - Step 2

Pieces

Frère Jacques

Nursery Rhyme

Andante



Violin - Step 2

Pieces

Theme from New World Symphony

Dvořák

Largo

mp

5

mf

9

rit.

13

f

4

Violin - Step 2

Pieces

Old Dance

Moderato

Musical notation for the first four measures of 'Old Dance'. The piece is in 4/4 time with a key signature of one sharp (F#). The first measure starts with a dynamic marking of *mf*. The melody consists of eighth and quarter notes.

Musical notation for measures 5 through 8 of 'Old Dance'. The melody continues with eighth and quarter notes.

Musical notation for measures 9 through 12 of 'Old Dance'. The melody changes to a slower, more spaced-out pattern with a dynamic marking of *f*.

Musical notation for measures 13 through 16 of 'Old Dance'. The melody continues with a dynamic marking of *mp* and a crescendo leading to a *p* dynamic at the end.

Old MacDonald

Allegro

Nursery Rhyme

Musical notation for the first four measures of 'Old MacDonald'. The piece is in 4/4 time with a key signature of one sharp (F#). The first measure starts with a dynamic marking of *mf*. The melody consists of quarter notes.

Musical notation for measures 5 through 8 of 'Old MacDonald'. The melody continues with a dynamic marking of *p* at the end.

Musical notation for measures 9 through 12 of 'Old MacDonald'. The melody continues with a dynamic marking of *f* at the end.

Musical notation for measures 13 through 16 of 'Old MacDonald'. The melody continues with a dynamic marking of *f*.

Violin - Step 2

Pieces

Andante Singing Bird

1

p

Violin part, measures 1-4. Key signature: three sharps (F#, C#, G#). Time signature: 2/4. The piece is in Andante. The first measure starts with a piano (*p*) dynamic. The melody consists of quarter notes and half notes, with slurs and accents. Measure 4 ends with a fermata over a quarter note, with a '4' below it, indicating a four-measure rest.

5

mf

Violin part, measures 5-8. The melody continues with quarter notes and half notes. Measure 8 ends with a fermata over a quarter note, with a '4' below it, indicating a four-measure rest.

9

p

Violin part, measures 9-12. The melody continues with quarter notes and half notes. Measure 12 ends with a fermata over a quarter note, with a '4' below it, indicating a four-measure rest.

13

mf *p*

Violin part, measures 13-16. The melody continues with quarter notes and half notes. Measure 16 ends with a fermata over a quarter note, with a '4' below it, indicating a four-measure rest. The dynamic changes from *mf* to *p* in the final measure.

Step 2

Composition

In this section you have the opportunity to compose your own piece of music and perform it as part of your performance award graded examination.

The piece you compose can be used as one of the three chosen pieces that you will perform at your assessment.

Your piece of music should be in a simple key signature for you to play. It should begin and end on the tonic note (the first note of the scale of your chosen key). It should be 8 bars long and in bar 4 you should include the dominant note (the 5th note of the scale of your chosen key).

Use the blank staves below to compose your piece, please use a pencil, and ask your ISoM tutor to help you along the way.

Remember to include the following:

Clef ▪ *Key Signature* ▪ *Time Signature* ▪ *Notes*

Barlines ▪ *Dynamics* ▪ *Articulation* ▪ *Performance Directions*


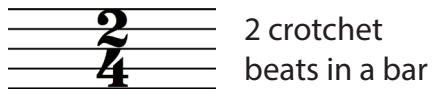
Two sets of blank musical staves, each consisting of five horizontal lines, provided for the student to compose their piece.

Glossary

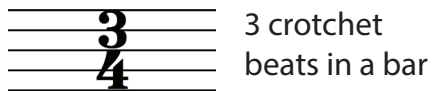
Time Signatures





Key Signatures



G major / E minor












D major / B minor




A major / F# minor



Name:	Crotchet Rest	Minim Rest	Quaver	Quavers	Crotchet	Dotted Crotchet	Minim	Dotted Minim	Semibreve
									
Duration:	1 beat	2 beats	1/2 beat	1/2 beat	1 beat	1 + 1/2 beats	2 beats	3 beats	4 beats

Dynamics


- p*** — piano (soft)
mp — mezzo piano (moderately soft)
f — forte (loud)
mf — mezzo forte (moderately loud)



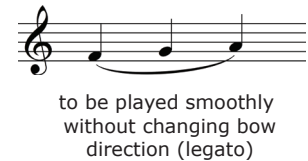
Performance Directions

- Adagio** — slow
Allegro — fast
Allegretto — fairly fast
Andante — at a walking pace
Con moto — with motion
Largo — slow
Moderato — at a moderate speed


Bowing



Slur



Fingerings



pizz. = pizzicato
pluck the strings with your index finger until music states otherwise

arco = with bow
play the strings with your bow (this cancels the pizz. indication)

