



AMA (WA) Doctors in Training Hospital Health Check 2021



More than 950 doctors in training from across WA hospitals have answered our annual survey into education, wellbeing, morale and industrial issues. For feedback, comments and questions about this year's HHC, contact us: dit@amawa.com.au

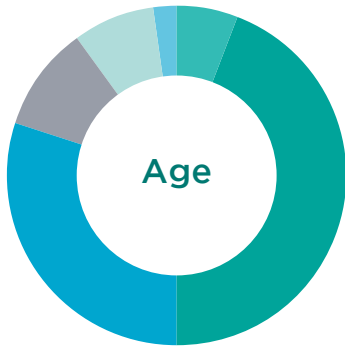
Grading:

A=80+, B=70-79, C=60-69, D=50-59, F<50

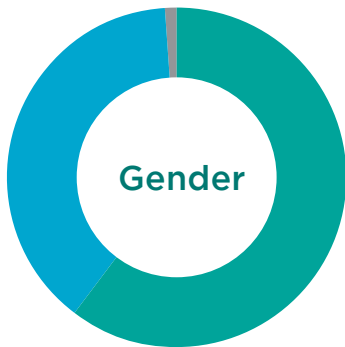
	Fiona Stanley Hospital	Joondalup Health Campus	King Edward Memorial Hospital	Perth Children's Hospital	Royal Perth Hospital	Sir Charles Gairdner Hospital	St John of God Midland Hospital	WACHS
Morale & Culture	D	B	D	B	A	C	B	C
Morale	52%	77%	40%	68%	82%	67%	76%	64%
Engagement with hospital leadership	39%	63%	41%	60%	72%	64%	67%	61%
Hospital supports wellbeing of DiTs	48%	68%	69%	71%	78%	63%	66%	64%
DiTs would recommend the hospital to other DiTs	69%	86%	71%	81%	91%	74%	81%	70%
Culture	54%	82%	45%	70%	86%	64%	83%	62%
Teaching & Training	D	B	A	B	B	D	B	C
Adequate formal teaching	62%	72%	90%	80%	76%	69%	78%	57%
Adequate teaching on the run	53%	63%	81%	66%	69%	49%	72%	61%
Support for exams	52%	81%	94%	78%	69%	59%	69%	72%
Support for research	48%	63%	73%	68%	71%	53%	65%	74%
Rosters, Overtime & Payslips	F	D	F	F	F	D	D	F
Receive rosters 21 or more days in advance	37%	43%	31%	15%	28%	41%	21%	21%
Rostered start time reflects expected hours	61%	63%	56%	67%	70%	68%	73%	86%
Rostered end time reflects expected hours	50%	68%	59%	54%	53%	64%	59%	67%
Average unrostered overtime hours/fortnight	8.27	5.11	5.78	8.41	8.91	6.38	4.51	6.31
Unrostered overtime claimed by DiTs	19%	38%	8%	18%	21%	26%	34%	16%
Payslips are correct	15%	45%	19%	9%	28%	21%	24%	10%
Wellbeing	D	C	C	C	D	C	C	C
DiTs take sick leave when unwell	57%	56%	50%	58%	56%	56%	54%	59%
Access to any debriefing ('hot' or 'cold')	63%	79%	93%	73%	63%	65%	74%	70%
DiTs have experienced bullying at the hospital site*	42%	31%	36%	27%	34%	26%	37%	33%
DiTs have witnessed bullying/sexual harassment at the site*	45%	46%	46%	40%	52%	47%	40%	52%
Leave	D	B	C	F	C	C	D	F
Average annual leave approved per DiT (weeks)	1.89	2.15	1.94	1.71	1.86	2.23	2.18	2.15
Leave applications processed within 2 weeks	38%	65%	30%	22%	49%	56%	70%	28%
Average PDL approved per DiT (weeks)	0.79	1.00	0.96	0.94	1.23	0.93	0.57	1.03
DiTs able to access exam leave	65%	93%	100%	79%	86%	79%	29%	50%
DiTs who report no difficulty in accessing leave	49%	58%	59%	25%	49%	64%	57%	38%
Part Time & Family								
DiTs who fear for job security if accessing parental leave*	27%	17%	15%	19%	23%	11%	24%	23%
Access to breastfeeding facilities	30%	60%	83%	20%	N/A	46%	N/A	N/A

*Inverse grading applies.

WHO WE ARE



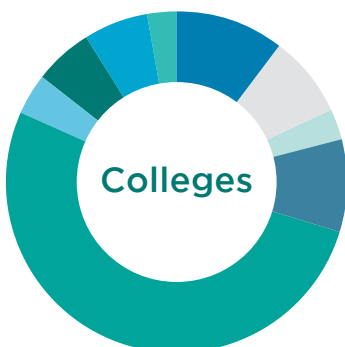
20-24 **6%** 25-29 **44%**
 30-34 **30%** 35-39 **10%** >39 **8%**
 Rather not say **2%**



Female **60%** Male **39%** Other **<1%**



Intern **22%**
 Reg-Adv Trainee/Fellow **16%**
 Reg-Basic Trainee **18%**
 RMO (Non-Trainee) **24%**
 RMO (Trainee) **8%** Service Registrar **12%**



Emergency Medicine **10%**
 Anaesthesiology **8%** ICU **3%**
 Other **9%** Physicians **51%**
 Surgery **4%** Psychiatry **6%**
 OBGYN **6%** Pathology **3%**

JOB SAFETY

70% of female doctors **fear for their job security** if they report bullying or harassment



Average unrostered overtime per fortnight: 7 hours.
Unclaimed 6 hours



40% fear for their job security if they access parental leave



96% believe **part-time work** should be available in their specialty



BURNOUT

High Burnout by Hospital

