

A Heart to Love Others

Big Idea

I will thank Jesus for being my friend.

Big Action Challenge

I will try to love others the same way Jesus does.

Memory Verse

“I give you a new command. Love one another. You must love one another, just as I have loved you.” (John 13:34)

Bible Lesson

The Good Samaritan (Luke 10:25-37)

LESSON INTRODUCTION

The Bible verse for this first lesson commands us to love one another as Jesus loves us. That doesn't just apply to our friends and family. God wants us to love all people. That includes people who may seem different from us and people we don't even like. This can be a real challenge when people mistreat us or when our beliefs are different. Children may become discouraged when trying to love their enemies and those who are different from them. Remind them that we don't have to do it alone.

We serve a Savior who loves all people and wants to help us love people like He does. We can ask Him to help us by giving us a heart that loves others. With a heart full of the love of Christ, we will find ways to share that love with people no matter who they are. Jesus gives us love that transcends our differences. We can share Jesus—our Forever Friend—with others so they can know Him too. The first step is to have a heart full of love. That's what this lesson is about.

Look to these icons for guidance throughout the lesson.

Question



Prayer



Bible



Memory



Praise



Tip



LESSON OUTLINE

SEGMENT WHAT YOU NEED

Welcome Activity ☐ "Someone Like Me" activity sheet
☐ Pencils

Opening ☐ No supplies needed

Bible Lesson ☐ Bible
☐ "The Good Samaritan" activity page
☐ Crayons or markers

Praise & Worship ☐ "Superhero" from Hillsong Kids or sayhelloinfo.com

Object Lesson ☐ Large wrapped box
☐ Mirror

Memory Verse ☐ Memory Verse printout

Audio Theater Skit ☐ Audio Theater 1 recording from the Say Hello Children's Discovery Kit
☐ A chair and small table
☐ Blanket for camel
☐ Optional media items from sayhelloinfo.com

Active Reinforcement ☐ No supplies needed

Big Action Challenge ☐ Comic 1 for each child
☐ Pencils

Closing ☐ No supplies needed



WELCOME ACTIVITY

"Someone Like Me"

✓ WHAT YOU NEED:

- ☐ "Someone Like Me" activity sheet
- ☐ Pencils

LET'S BEGIN:

- ▶ As children enter the room, greet them warmly and distribute the "Someone Like Me" activity sheet.

Welcome to Say Hello Kid's Club! Today, we are discovering what it takes to make new friends. Before you find your seat, try to find people in this room who match the different descriptions listed on your "Someone Like Me" activity sheet. For example, when you find someone who likes the same color as you do, have that person sign his or her name on the paper next to that description. Have fun!

- ▶ Help kids who are shy or hesitant to connect with someone for a match.

What a fun game! Did you find kids who have things in common with you? (*Group response*) Did you find kids who are different from you? (*Group response*)



Were you surprised by anything you discovered? (*Allow individual responses.*) Jesus told us in John 13:34, "I give you a new command. Love one another. You must love one another, just as I have loved you." Jesus loves every one of you, regardless of when you were born, what color your hair is or what you like to eat.



Based on what you discovered in the activity and what Jesus said in John 13:34, who should we be friends with? (*Allow responses. Lead children to discover that everyone has value and should have friends.*)

Today we are going to explore just how much Jesus loves us and how we can love others like He does!



OPENING

A Heart to Love Others

☑ **WHAT YOU NEED:**

- ☐ No supplies needed

LET'S BEGIN:



What words come to mind when you see a heart? *(Allow responses. Offer hints if children have trouble guessing.)* That's right. We use our hearts to love! Today we will be learning how to have a heart to love others like He does.

We will be asking God to give us hearts to love others like He loves us. When we say the word **heart** as we pray, place your hands over your heart. Are you ready? *(Group response)*. Let's pray.

- Lead children in the following prayer, telling the children to repeat after you:



Dear Jesus, please give me *(Pause for kids to repeat.)* a heart *(Place both hands over heart.)* to love others like You do. *(Pause for kids to repeat.)* We want our friends to know You as their Forever Friend! In Jesus' name, Amen." *(Pause for kids to repeat.)*

Now, let's get to the heart of how Jesus loved others when He was here on earth. Are you ready? *(Group response)* Everyone have a seat, and we'll hear a story.

BIBLE LESSON

The Good Samaritan (Luke 10:25-37)

✓ WHAT YOU NEED:

- ☐ Bible
- ☐ The Good Samaritan activity page
- ☐ Crayons or markers
- ☐ Distribute "The Good Samaritan" activity page and crayons or markers to the children.

LET'S BEGIN:



What are we talking about today? (*Allow responses.*) We're learning about how to have a heart to love others like Jesus does. Today's Bible story shows us what that looks like. As I tell the story, listen so you can draw one part of the story that you think is important. It can be a person, event, place, item, or whatever stands out to you.

We will use the "Good Samaritan" activity page. As I tell the story, follow along and draw your picture in one of the boxes. At the end of the story, we'll share our drawings and talk about them. Are you ready to illustrate our story? (*Group response*) Then, let's get started. (*Open a Bible and hold it while telling the story.*)



Luke 10:25-37 in the Bible records a story Jesus told people that explains what it means to love others like He does.


- ▶ Read Luke 10:25-37 from a child-friendly version of the Bible.

Today we are discovering how to have a heart (*Motion with hands over your heart.*) to love others like Jesus does. This story shows us how we can love people, especially when no one else wants to. It is an important reminder of how Jesus wants us to act.

- ▶ Ask the following questions:



As I was telling the story, you drew what you felt was most important. What did you draw in your picture? (*Allow children to share their pictures. If possible, put them in the order of the story as they talk about what they have drawn.*)



Follow these tips to help the children draw the story and keep their attention.

- Practice telling the story beforehand, dramatically making your voice louder and softer in appropriate places.
- Read slowly and pause between descriptive scenes.
- Use facial expressions and hand gestures to "act out" portions of the story.
- Ask questions about how the different characters might have felt at different points in the story, what they think might happen next, and what they think certain aspects looked like.



Some children will not know which part of the story to draw. You may suggest some different scenes from the story to help them. Some examples are:

- Jesus talking to people.
- The man walking down the road.
- The man being robbed.
- The man lying beside the road, hurt and alone.
- The Priest or Levite passing by the hurt man.
- The Samaritan stopping to help the man.
- The Samaritan leading a donkey with the hurt man riding on it.
- The Samaritan giving money to the innkeeper to take care of man.



Why did you think that was the most important part of the story? *(Allow children to explain their choices.)*



How would you feel if you were the traveling man in this story? *(sad, scared, angry, upset, hopeless, etc.)*

Talk to a friend beside you about this question: What did Jesus want people to learn from the Samaritan about how to treat others? *(Allow children a brief moment to talk together; then have them share responses.)* We should love others, even people who are different from us and those who are unpopular.



Have you ever felt like you were supposed to be a friend or love someone you didn't really like? *(Allow responses.)*

Jesus used this story to teach us that His love is for everyone. Just as the Samaritan cared for the traveling man, Jesus loves us when no one else does. He takes care of us when no one else will help us, and like the Samaritan did for the injured man, Jesus makes sure our needs are met. Jesus has a heart *(Motion with hands over your heart.)* to love other people too, even when no one else cares.

MEMORY VERSE

Move & Memorize (John 13:34)

☒ WHAT YOU NEED:


- ☐ Memory Verse printout (John 13:34)



"I give you a new command. Love one another. You must love one another, just as I have loved you." John 13:34

LET'S BEGIN:

Our memory verse today reminds us that Jesus gave us an assignment to love others, just like the man from our story loved the stranger who was hurt.



- ▶ Read the memory verse to the group.

What part of the body we are focusing on today? (*Group response*) Today we're learning how to have a heart (*Hands over heart*) to love others like Jesus does.

- ▶ Divide your group into six small groups.
- ▶ Give each group a section of the memory verse. The verse can be divided as shown:
 - I give you
 - a new command.
 - Love one another.
 - You must love one another,
 - just as I have loved you.
 - John 13:34
- ▶ Have each group to come up with actions for their section of the verse to teach the class. Give the groups three minutes to come up with their action and practice it.
- ▶ When time is up, invite one person from each group to the front of the room, and have them stand in verse order.
- ▶ Lead the group in saying the verse while the volunteers lead them in doing the actions until the children learn the verse.

"I give you a new command. Love one another. You must love one another, just as I have loved you." John 13:34

Jesus was telling us that we must have a heart (*Motion with hands over your heart.*) to love others like He does. When we are friends to people no one else cares about, like the Samaritan was to the hurt traveling man, the whole world will see Jesus' love in us and will want to know Him. It is a very important job, and that's why we pray that Jesus will help us to have a heart (*Place both hands over heart.*) to love others like He does. When we have a heart to love others like Jesus does, we're sharing an incredible gift!

OBJECT LESSON

Box of Love

☑ WHAT YOU NEED:

- ☐ A large, wrapped box with a lid (*Wrap the box and lid separately so the lid can be removed without disturbing the wrapping.*)
- ☐ a mirror sized to fit the bottom of the box (*Tape or adhere the mirror to the inside bottom of the box.*)

LET'S BEGIN:

- ▶ As the children are seated, display the wrapped box for all to see.


What is this? (*Group response*) It's a gift. Who likes getting gifts? (*Group response*) We all like getting gifts. They make us feel special. It's always nice to know someone cares about us enough to give us something special.



God has given a gift to the whole world. Can you guess what it is? (*Allow responses.*) He gave us His Son Jesus. God loves us so much, He showed His love by sending Jesus, the greatest gift of all. (*Hold up the large gift box.*) When Jesus was here on earth, people could actually see God's love through the things that Jesus did, like healing people and providing food for the hungry.

Jesus showed us how to have a heart to love others like He does! Jesus promised to be with us always, but we can't see Him today like we see other people, right? (*Hide the box behind yourself or something large.*) Does that mean God's gift doesn't exist anymore? (*Group response*) Of course not. We may not be able to see God's gift, but He is still here. (*Show the box to the group.*)

When we receive Jesus as our Forever Friend, He is with us. We carry God's gift with us everywhere we go. That way everyone can see the love of Jesus. Do you want to see what they see?



- ▶ Carry the gift around and instruct the children to open and look inside. Encourage them to not shout out the surprise.
- ▶ After all the children have peeked inside, hold it up and take out the mirror.

What did you see when you looked inside the box? (*Group response*) When people see you and me, they can see the love of Jesus. When we share His love, we offer them God's wonderful gift!

PRAISE & WORSHIP

☑ **WHAT YOU NEED:**

- ☐ "Superhero" from Hillsong Kids, also available at sayhelloinfo.com

LET'S BEGIN:

- ▶ Download the song "Superhero" from Hillsong Kids. You can also visit sayhelloinfo.com for links to access this material. Lead the children in singing the song.
- ▶ Lead...



Even though Jesus is a "superhero" and a "star" and "better than Superman" and "the One who makes the sun shine," most of all, He loves us like a best friend!

AUDIO THEATER 1

Muslims worship Allah as king and come to him as servants.

☑ **WHAT YOU NEED:**

- ☐ Audio Theater 1 recording from Say Hello Children's Discovery Kit
- ☐ a chair and small table
- ☐ blanket for camel
- ☐ optional media items from sayhelloinfo.com



If you are unable to rehearse the skit beforehand, instruct actors to listen to the audio for their cues. They simply do what the narrator says and react to the dialogue.

LET'S BEGIN:



- Dress Deena and Deena's look-alike in similar clothes.
- Camel could be played by two children, one as the head and the other beside the first with a blanket thrown over his or her head to be the hump.

Everyone should be able to feel the love of Jesus through the way we treat them. Many people are very different from us. They have different traditions and beliefs—like Muslim people, for example. We can show that we are friends with Jesus and help them become friends with Jesus, too. We can't do it on our own, but God can help us by giving us hearts to love them like He does. No matter how different people may seem, they need to know how much God loves them and how to make Jesus their forever friend. Let's watch as a girl named Deena discovers this.

- ▶ Play the Granny K segment from the Say Hello Children's Discovery Kit while volunteers act out the scene.
- ▶ After the Audio Theater segment, ask children to clap for volunteers.



What happened in Deena's dream? (*Allow responses.*) In Deena's dream, we learned about a king and a servant.



Do you think the servant could call "that king" his friend? (*Group response*) The servant was very loyal to the king and spent a lot of time with the king, but he could never call the king a friend.

This is how it is for our Muslim friends. The Muslim religion, Islam, thinks of Allah like a king and sees people, like you and me, as his servants. Muslims cannot draw close to Allah like Christians draw close to Jesus. They would never call Allah "friend." (*Slow down and pause between statements to help the children process the information.*)

Think about this: Deena KNOWS that Jesus loves Muslims and that Jesus wants to be a Muslim's best friend. That's why Deena is praying to have a "heart to love others" like Jesus. She can help her Muslim friends see who Jesus is through her love!



How do you think she can do that? (*Allow responses.*) We can show them how much Jesus loves them by being friends to them.

ACTIVE REINFORCEMENT

Hearts & "X"s

☑ WHAT YOU NEED:

- ☐ No supplies needed

LET'S BEGIN:


Muslims and Christians believe different things. Let's see how much you've learned about these differences by playing a little game. If you think what I'm saying is true, I want you hold your hands over your heart like you do in our prayer. If you think it is false, you will cross your arms to make an "x." Let me give you a practice statement: *(Hold up a Bible.)* We can believe what the Bible says. *(true)*

- ▶ Read the following statements one at a time. Give the children time to react to each one before moving on to the next one. Pause and provide clarification if several children have the wrong answer.

True or False:

- Christians and Muslims can be friends. (true)
- Muslims serve Jesus. (false)
- Jesus loves everyone. (true)
- Muslims see themselves as servants. (true)
- Christians and Muslims believe all the same things. (false)
- Muslims serve Allah as king. (true)
- Christians CANNOT show Jesus' love to Muslims. (false)
- Muslims serve Allah as friends. (false)
- Loving our Muslim friends shows them who Jesus is. (true)

When we ask Jesus to help us, He can give us hearts to love anyone, even Muslims, no matter how different they may seem. He wants us to share the gift of His love with everyone.





BIG ACTION CHALLENGE

"I will try to love others the same way Jesus does."

☑ WHAT YOU NEED:

- ☐ Comic 1 for each child
- ☐ pencils

LET'S BEGIN:

- ▶ Distribute the comic activity books and pencils to the children.
- ▶ Tell them to turn to the back cover.

Each time we're together, you will receive a comic book like this with an exciting story and fun activities for you to do at home.

Before we take it home, though, there's something we need to do! On the back cover, we're going to write our Say Hello prayer so we can pray every day, asking God to help us use our lips to say *hello* to new friends.

At the end of each Say Hello Kid's Club we'll also receive a Big Action Challenge. Our Big Action Challenge today is, "I will try to love others the same way Jesus does."

On the front of the school building picture, please write the name of someone in your school whom you need to love the same way Jesus does.

Then next time we're together, we want to hear how you did with our Big Action Challenge to love that person like Jesus does!

CLOSING PRAYER

☑ **WHAT YOU NEED:**

- ☐ No supplies needed

LET'S BEGIN:

Thanks for joining us today. I hope you've had a fun time. And I hope you are inspired to ask Jesus for a heart to love others like He does. Let's say our prayer before we dismiss.

- ▶ Lead children in the following prayer, instructing the children to repeat after you:



Dear Jesus, please give me *(Pause for kids to repeat.)* a heart *(Place both hands over heart.)* to love others like You do. *(Pause for kids to repeat.)* We want our friends to know You as their Forever Friend! In Jesus' name, Amen." *(Pause for kids to repeat.)*

Great job! Look for people who need someone to love them like Jesus does this week.

- ▶ Dismiss the children.

Someone Like Me

 NAME

Finish the sentences to make true statements about yourself.

Then find someone who matches your answers.

All About Me	People I Have This in Common With
My favorite color is...	
My birthday is in the month of	
I am _____ years old.	
My favorite food is....	
My favorite after school activity is...	
I have _____ siblings.	
I have a pet... Or if I could have a pet, I'd get...	
I am currently wearing the color...	
This morning, for breakfast I ate....	
My favorite sport is...	
The school I go to is...	
My hair color is...	

The Good Samaritan

NAME

As you listen to the story, draw one part of the story that you think is important. It can be a person, event, place or whatever stands out to you.

Jesus talking to people.

The man walking down the road.

The man being robbed.

The man lying beside the road, hurt and alone.

The Priest or Levite passing by the hurt man.

The Samaritan stopping to help the man.

The Samaritan leading a donkey
with the hurt man riding on it.The Samaritan giving money to
the innkeeper to take care of man.

Move & Memorize

Cut the slips apart and give them to each small group leader to help them create actions for the Memory Verse.

"I give you

a new command.

Love one another.

You must love one another,

just as I have loved you."

John 13:34

- Narrator: Deena and her family have just come home from church. [**Door open/close, sounds of family coming into house.**] That's Deena, the seventh grader who is yawning and looks like she's about to fall asleep. She's usually a LOT more energetic than this.
- Mom: Wow, Deena! Did you go to church today or run a marathon?
- Deena: Ha! Ha! (**yawn**) I must have stayed up too late last night. I could barely keep my eyes open in church today.
- Mom: Well, I hope you didn't fall asleep in class.
- Deena: No. We were talking about being good friends and having a heart to love others like Jesus does, even when they are different from us. But I don't know about that. It sounds hard.
- Narrator: Deena flops into a chair and sighs. She stretches and blinks sleepily. Her mom just shrugs and shakes her head.
- Deena: Hey, Mom, who was that lady I saw next door? Why was she wearing that thing on her head?
- Mom: That's our new neighbor. I haven't met her yet. I think her grandson is in the fourth grade. He goes to school with your brother. That "thing" on her head is really a kind of scarf. It's called a hijab. She wears it because she's a Muslim.
- Narrator: Deena scrunches up her nose and scratches her head.
- Deena: What are Muslims?
- Mom: Muslims are people who worship Allah as king. They come to him as servants and do their best to please him.
- Deena: (**very sleepily**) Oh, like us and Jesus?
- Mom: Not exactly. Jesus is our king, but He is also our friend. Serving Allah is different. [**sounds of snoring**]

- Narrator: Mom realizes that Deena has fallen asleep. **[loud snore]** She walks over and pats Deena on the head.
- Mom: I guess I'll tell you later.
- Narrator: Mom shakes her head again and goes off to the kitchen to make some lunch. As Deena drifts off to sleep **[VERY loud snore]** ... a very deep sleep, she begins to dream. **[harp dream sequence music]** In her dream Deena is in a marketplace. **[sounds of busy Middle Eastern marketplace]** She sees a woman selling nuts and dates in one booth and a man selling rugs across the street. She takes a deep breath and smells exotic spices in the air. She steps too close to a sleepy camel and bumps right into it! Surprised and frightened, she turns to run and almost crashes into a young man. He seems to know her. **(Servant enters.)**
- Servant: Deena! I'm so glad I found you. I need your help.
- Narrator: Deena is confused, but the look of worry on the young man's face makes her want to help him.
- Deena: What can I do?
- Servant: As servant of the king, I've promised to obey his every command. He has commanded that I bring him a pair of running shoes so he can run a marathon.
- Deena: Wow! A marathon. Why does that sound familiar?
- Servant: I've looked everywhere for these special running shoes, but I can't find any.
- Narrator: Deena helps the poor young servant of the king look around. They look high **(pause)** and they look low. The young servant pulls Deena to the left of the market **(pause)** and looks behind the camel. **[camel grunt]** Then he pulls her to the right of the market **(pause)** and looks under a basket of figs. Finally, he throws his hands in the air in defeat.

Servant: Oh no! What am I going to do? The king has commanded I bring him running shoes. I can't fail him.

Deena: So, just tell him you can't find them. I'm sure he'll understand.

Narrator: The young servant is shocked at what he is hearing. He steps away from Deena.

Servant: You are the one who doesn't understand! The king is not like a friend. He is the KING. To fail is to disobey. I have promised to serve him with my life. If I fail, I dishonor him!

Deena: Maybe the king could help us?

Servant: I can't ask the king for help. I am a servant! It would not be proper. We are wasting time! We must keep looking!

Narrator: **[honk]** A loud honking sound wakes Deena up suddenly, and the dream is over. Deena sits straight up in her seat.

Deena: Whoa. What a strange dream! It felt super real. Serving a king like that would be hard. It's really different from serving Jesus. He's my king AND my friend. He loves me and wants to care for me, just like the Samaritan cared for the traveler.

Narrator: Inspired by her dream, Deena bows her head and says a prayer.

Deena: Jesus, thank you for being the King of Kings AND for still letting me be your friend, too! Please give me a heart to love others just like You love me. Amen

Narrator: When she's finished with her prayer, Deena sniffs the air and her stomach growls. **[stomach growl]**

Deena: Something smells good! I'm starving.

Narrator: Deena jumps up and heads off the kitchen—grateful that she serves a king who loves her like a friend.

[Fade out sound.]

I Love My Neighbor Who...

☑ **WHAT YOU NEED:**

- ☐ Space for children to sit in a circle on the floor or, ideally, in chairs

LET'S BEGIN:



Can you tell me what we learned about today? (*Allow responses.*) Lead the group in saying: Having a heart to love others like Jesus does.

Jesus wants us to love everyone. Let's play a game to help us remember that we need to love ALL people—those who are like us and those who are different from us.

- ▶ Seat the children in a circle with one person in the middle.

The person in the middle of the circle will finish the statement, “I will love my neighbor who....” with a description. For example: I will love my neighbor who has blue shoes.

All the people in the circle with blue shoes will get up and find another seat. The person in the center tries to find a seat in the circle. The person left without a seat will say the sentence again with a different description. Does everyone understand? (*Group response*) OK. Let's play.

- ▶ Play the game until most or all of the children have had a turn in the middle of the circle.

Jesus gave us the assignment to love our neighbors like He does, no matter what they sound, act, or look like. Think of someone you've seen or know who is different but still needs a friend like you to love them. Turn to the person next to you and tell them about the person you're thinking of.



Now ask each other, “What's stopping you from loving them?” Together, come up with one idea of how you can each love that person. (*Allow responses.*)



- ▶ Finally, pray aloud for each other to love that person this week using the special idea you came up with together.