





Juvenile Idiopathic Arthritis Accommodations

Prepared by the PR-COIN
Parent Working Group



Disclaimer:

Do not rely on the information in this document to diagnose or treat any health condition.

This information does not constitute medical advice and is not intended to be a substitute for professional medical advice, diagnosis, or treatment. Do not use tools and documents shared on the PR-COIN website in place of a visit, call, consultation or the advice of a licensed physician or other qualified health care provider. Patients with health care related questions or concerns are advised to contact a physician or other qualified health care provider promptly.

The information is provided "AS IS" without warranty, express or implied, and PR-COIN hereby excludes all implied warranties of merchantability and fitness for a particular use or purpose with respect to this information. PR-COIN shall not be liable for direct, indirect, special, incidental or consequential damages related to the user's decision to use the information contained herein.

This Juvenile Idiopathic Arthritis Accommodations toolkit was created based on United States laws as of October 9, 2020.

Please remember:

Accommodations exist to make aspects of your life accessible and less stressful. You should not feel guilty using accommodations, especially if it means you will be better able to manage your illness and take care of yourself. When you're sick, the last thing you need is extra stress - you should never have to sacrifice your health or well-being to succeed academically or in the workforce. Accommodations can help ensure you are adequately supported so you can improve your quality of life!

Table of Contents

Accommodations & ADA Laws	3
Academic Accommodations	4
Grade School K-12	4
504 Plans	5
Common K-12 Accommodations	6
Troubleshooting	7
Private School Accommodations	7
Testing	8
College Exams: PSAT, SAT, AP, NMSQT, & ACT Accommodations	9
Graduate Level Exams: GRE, MCAT, & LSAT	10
College	11
Obtaining College Accommodations	12
Academic Accommodations	12
Housing Accommodations	14
Dining Accommodations	15
Taking a Leave of Absence	15
Workplace Accommodations	16
Workplace Coverage under ADA Laws	16
Workplace Accommodations	16
Obtaining Workplace Accommodations	17
Discussing Accommodations with your Employer	17
Public Accommodations	18
Early Boarding on Flights/Airline Accommodations	18
Hardship/Disability Parking	20
Contact Information	21
Sources	21

How does the ADA protect the rights of Juvenile Idiopathic Arthritis (JIA) patients?

Many chronic illnesses qualify as disabilities under the ADA because the severity of symptoms impacts daily life and can limit an individual's ability to participate in daily activities. Individuals with any form of disability (including JIA) are entitled to the same rights, services, and opportunities as able-bodied/healthy individuals. The ADA helps ensure that individuals with JIA can access these rights, services, and opportunities.

There are five main areas ('titles') that the ADA provides coverage for: employment, public services, public accommodations/services operated by private entities, telecommunications, and miscellaneous provisions. Most of the accommodations that JIA patients utilize relate to either employment or public services (including education). This toolkit provides information about academic, workplace, and other 'public life' accommodations.



Academic Accommodations

Grades K-12

Individuals with JIA are protected under the Rehabilitation Act of 1973 under Section 504. A 504 Plan is developed by the legal guardian(s), student, and school staff to ensure that accommodations are made to reduce barriers in achieving educational equity. This does not apply to private/charter schools as these schools do not receive federal funding (please see 'Private Schools' section for more information).

Students with JIA are allowed to miss school for medical reasons such as doctors' appointments, flares, and side effects due to treatment, but are still responsible for learning and completing schoolwork. To help students do this, patients can set up a 504 Plan to accommodate their needs. A 504 Plan can help ensure students are receiving the help they need to continue their education.

What is a 504 Plan?

Section 504 of the Rehabilitation Act enables students with disabilities to receive accommodations to ensure academic success and flexibility in their learning environment. Students with 504 Plans do not necessarily require specialized instruction but do need the assurance that they will be granted equal access to public education.



How do I set up a 504 Plan?

1. Your parent/guardian will contact the school to set up a 504 Plan meeting. You'll usually meet with a guidance counselor or administration before the school year begins or near the beginning of the school year, to make sure your accommodations are in place. Each student is different, but students as young as in 4th grade can benefit from being included in the meeting. It's important to understand the accommodations you have and the reasons for them. This will prepare you for taking over the process when you become older, whether it's for college or employment.
2. During the meeting, you'll need to bring a note from your rheumatology team (your MD, NP, or social worker) to confirm your JIA diagnosis and request accommodations. You'll discuss the accommodations that you'd like to set up, how the school can provide support, and what your responsibilities as a student are. (NOTE: schools may reject your requests if they are deemed unreasonable).
3. If your 504 Plan isn't providing enough support, your parent/guardian can request an updated plan. (NOTE: schools may have requirements that make students ineligible for specific accommodations).

What are some common 504 Plan accommodations for JIA patients?

504 Accommodations vary by patient and by location of flare. Examples of accommodations include, but aren't limited to, the following:

- Transportation services
- Extra time between classes due to mobility issues
- Access to an elevator
- Unlimited restroom access
- Stop-the-clock testing
- Alternate marking for testing
- Scribe or speech to text for testing
- Access to health center, guidance counselor, and/or therapist
- Exemption from physical education classes or modified physical education classes
- Flexible attendance and excused absences for medical causes (arriving late, leaving early/during class, etc.)
- Options to make up class time and schoolwork missed for medical reasons without penalty
- Full participation in extracurricular activities despite classroom absences
- Tutoring following a period of absence due to complications of JIA
- Use of a notetaker or photocopies of teacher notes
- Permission to submit oral answers to class and homework assignments
- Access to two sets of books, one for school and one for home
- Breaks to move and stretch or rest
- Access to a chair for circle time or when class is required to stand for extended periods
- Access to a stool
- Permission to wear sunglasses and sit closer to the front during uveitis flares
- Use of computer/tablet instead of pen/pencil for testing or assignments
- Extra time to complete assignments if experiencing pain



TIP: Your needs are unique! The accommodations that work for another student may not be the best fit for you, so think about the specific difficulties you have when planning accommodations.

What if the school doesn't agree to my proposed 504 Plan?

Assuming your requests are reasonable, the school is legally required to grant your 504 Plan. Parents/guardians can request a due process hearing if they disagree with the decision made regarding the school district's decision, and a complaint can be filed with the district's 504 Coordinator. If the school district makes a decision against what the parent or student feel is a necessary reasonable accommodation, a complaint may then be made either with the state or the US Department of Education. See "Notice of Parents and Student Rights" under the Section 504 of the Rehabilitation Act for more information.

DO include the student when identifying his/her needs	DON'T assume the student is aware of their accommodations
DO include how/where/when/why accommodations will be implemented	DON'T assume the school is implementing the 504 Plan
DO create a 504 Plan even if the student is healthy at the beginning of the year	DON'T assume every teacher, coach, and administrator is aware of the 504 Plan
DO make sure the plan is communicated well with the teachers, and check that the current plan is working well	DON'T make your child feel embarrassed about their 504 Plan-make sure they know it's okay to get help when they need it

Sources: <https://www.crohnscolitisfoundation.org/sites/default/files/2019-07/school-accommodation-12-16.pdf>
<https://www.arthritis.org/juvenile-arthritis/school-and-college/developing-effective-plan/sample-504-accommodations>

How do I get accommodations if I attend a private school?


Because private schools do not utilize government funding, they are not required to offer 504 Plans. However, there are still ways to receive accommodations. The process will likely vary depending on the private school, but generally you will need to:

1. Email the nurse, counselor, and/or teachers to let them know of your diagnosis.
2. Speak with your counselor and discuss the accommodations that you may need (ex: additional set of books, access to a computer instead of writing, modified physical education class). To avoid having an urgent need for an accommodation in an unexpected situation, make sure to ask for any



accommodations you may need later in the year.

3. The counselor should then notify your teachers of the accommodations you need.
4. Follow up with your counselor yearly to make sure your accommodations are still intact and updated to your needs.



Testing Accommodations: SAT, ACT, AP, GRE, LSAT, and MCAT

Students with a 504 Plan are not automatically qualified for these testing accommodations. Applications for college board tests should be submitted in advance to ensure sufficient time to process the requests.

What are some examples of testing accommodations I could request?

A **Separate exam room** may reduce anxiety for students who need to frequently leave the testing room, have noisy medical/surgical equipment, or need to take food/medication breaks.

Extended exam time/Stop the Clock breaks are useful accommodations for students who may need to take extra time or need to take extra (no-penalty) breaks.

Computer-Delivered Tests can help students with severe joint pain who may have trouble during essay portions of extended tests.

What if I haven't used these accommodations before?

It may be challenging to receive certain accommodations, such as extra testing time or stop-the-clock breaks if you have not requested the similar accommodations at your school. Whenever you enter a new school or academic program, start the accommodations process early and always to maintain a record to support future requests. Even if you are feeling well, it is important to anticipate that your health may change in such a way to necessitate future accommodations.

What kind of documentation of my disease do I need?

You may need documentation from a former school, exam administrator, or your rheumatologist. Become familiar with the website pertaining to the exam that you will take, so you know what kind of documentation you will need - you should start your investigation process months in advance of when you will need to submit your accommodations request.

Most organizations want documentation of:

1. Your disability, defined by you/your doctor (JIA is usually characterized as a “medical” or “physical” disability).
2. The degree to which your activities as a student are affected (“functional limitation”).
3. How these functional limitations necessitate the specific accommodations requested.

Your request will need to be specific and reasonable. It is helpful to research or ask your rheumatology center staff what other patients like you have received.

PSAT/SAT/AP/NMSQT accommodations:

As of July 2018, if you plan to apply for SAT/PSAT/AP/NMSQT exams, start by reviewing the resources on [this page](#). The process for receiving accommodations can take up to seven weeks, so start early. You can work with a teacher, school administrator, or guidance counselor to submit an accommodations request. Documentation guidelines for students with medical conditions are outlined [here](#).



ACT accommodations:

As of June 2020, if you plan to apply for ACT exams, start by reviewing [this link](#). You will register for an exam date and indicate that you need accommodations. After you receive a confirmation email, you will need to forward this (along with a ‘release of information’ form) to your school. A school official will need to submit your request for accommodations, outlined [here](#). If the request for accommodations is refused, it is recommended to reach out to ACT to find out if additional information or other documentation is needed to reconsider the request. This is why it is important to get requests in well before the deadline. Additionally, ACT’s documentation of disability policy is outlined [here](#).

Is the process different for graduate-level exams?

Exams for graduate programs typically have more stringent standards when it comes to applying for accommodations. Start your research early so that you can be prepared when it comes time to register. Sometimes, you will not be able to choose a test date until your accommodations are approved, so apply early for any accommodations you may need.

TIP: Talk with trusted mentors! If you are applying to an academic program, start conversations with trusted mentors about how you might disclose your illness. Do you want to share during the application process and highlight how your disability has led you to acquire valuable skills and perspectives, or disclose after acceptance when you can have an individual conversation with a disability services provider?

GRE accommodations:

As of June 2020, if you plan to apply for GRE accommodations, start by carefully reviewing [this](#) and [this](#). The GRE requires that you apply for accommodations and receive approval before you can schedule a test date. This process may take up to three weeks, especially if they request additional documentation after your initial submission, so it is important to start planning at least three months in advance of when you wish to schedule the GRE. You and your doctor will be required to submit statements regarding your specific needs, in addition to other documentation specified on the website.

MCAT accommodations:

As of June 2020, if you plan to apply for MCAT accommodations, start by carefully reviewing this [link](#). Among other requirements, you will need to write a personal statement that describes your experiences navigating your academic career thus far with your disability. You should be specific about how your disability affects your abilities as a student. Consider all challenges your disability has posed to your success and how you have worked with your school to set appropriate accommodations in place. If you have navigated certain challenges without the need for formal accommodations at your school, consider how a strict testing environment may require



accommodations that were not necessary in a casual classroom, and be prepared to justify your reasoning.

The MCAT accommodations process also requires a detailed letter from your rheumatologist. Be sure to discuss your accommodations needs with your doctor ahead of time so that their letter affirms your specific request. To submit these and other required paperwork, you will need to register with the MCAT's online accommodations system, MCAT Accommodations Online (MAO).

LSAT accommodations:

As of June 2020, if you plan to apply for LSAT accommodations, start by carefully reviewing this [link](#). You cannot apply for LSAT accommodations until you are already registered for the exam at a specific test center on a specific day. Be sure to choose an exam date as early as possible to ensure adequate time to submit your accommodations request and receive approval. Some test centers may not be able to accommodate your needs, so you may be required to change your testing day and/or location. Like the MCAT, you and your doctor will also be required to submit statements regarding your specific needs, in addition to other documentation specified on the website.

College Accommodations

How are college accommodations different from grade school?

The accommodations process in college has a few main distinctions. First, you'll be working primarily with your school's Student Support Services or Disability Office to set up accommodations. The other main difference is that the student is responsible for self-advocating. The disability office can set up accommodations and mediate if you have difficulties, but you also need to make sure you're expressing your needs and following through. Even though you won't have a 504 Plan, your professors are required to provide "reasonable accommodations" once you have submitted documentation of your disease.



How do I obtain accommodations in college?

1. Contact your school's disability support services to set up a meeting before the beginning of the semester. Any housing accommodations will need to be arranged in the housing reservation timelines.
2. Ask your Rheumatology Team for documentation of your JIA. Next, discuss a list of "reasonable accommodations"- make sure you have an idea of what you want before the meeting (i.e. single bedroom, private bathroom, no penalty for late arrival to class, preferred scheduling, extended time for testing, breaks, note taking assistance)
3. When you meet with the disability support office, a letter will be drafted to inform the appropriate departments (academics, housing, dining, etc.) of your accommodations. An example letter can be found [here](#).
4. Once this letter is finalized and sent out, follow up with the departments involved to discuss your accommodations and support needs. If you have applied for academic accommodations, you will be responsible to follow up with your professors. A sample letter can be found [here](#).
5. Be ready to update your accommodations yearly since your college experience/needs will change from year to year.

TIP: Be proactive! Contact support services early and have documentation of your health condition in place *before* you need it in an emergency. Find out what academic resources are available if you have a flare-up or extended absences (tutoring, online work, office hours, email communication, note takers, etc.).

What academic accommodations are available to me?

Balancing the stress of college academics can be tricky with JIA, but accommodations can make



the experience more manageable. If you're struggling to make it to class, needing to leave early for appointments, or having trouble getting work done while you're flaring, accommodations can help! There are many options for accommodations, whether you have limited stamina, frequent absences, or need to leave class due to fatigue - here are some options to consider.

- A **Reduced Course Load** can help if you are feeling overwhelmed with the amount of work

you are doing, and need to take fewer classes to stay healthy. Many schools have policies that require you take a certain number of credits each semester to qualify for financial aid or to remain a 'full-time student,' but accommodations may be able to nullify this requirement.

- **Priority Class Registration** will allow you to sign up for classes first, and fit your schedule around your needs. If you feel worse during certain times of day, or need to schedule appointments in the afternoon, you may be able to plan your classes accordingly.
- **Note-Taker/Lecture Recordings** can be useful if you have difficulty concentrating due to fatigue or extended/frequent absences. This can help ensure you don't miss important information during lectures and can stay caught up even if you are not able to physically be in class.
- **Test Accommodations** can be set up through the disability services office, including extra time, opportunity to stand up and stretch ('stop the clock'), or taking exams in a private room.
- A **Nullified Attendance Policy** is important for students who have extended/frequent absences. Many professors only allow a certain number of absences each semester before you automatically fail their class. This accommodation means you won't need to force yourself to attend class when you're unwell.
- **Assignment Extensions** are helpful if you're not feeling well and need more time to finish an assignment. Stress can contribute to flare-ups, so communicate with your professors if you think you might need extra time to complete work.
- **Modified Assignments** in cases of extended absences, some professors may be able to slightly modify or excuse certain course assignments (ex: nightly reading responses, weekly discussions, etc.), although most college instructors cannot modify the coursework due to degree requirements. Remember - you also always have the option to take an 'incomplete' in a class if you're sick and are unable to complete everything by the end of the semester.



What do I do once my academic accommodations are in place?

Once the disability services office sends out your accommodations letter, make sure you discuss your accommodations and support needs with your professors. It is important to remember that regardless of accommodations, the best way to have continued success in college is continued, open communication with your professors. Inform them when you won't be in class and let them know if you are having trouble meeting deadlines. They will be much more receptive and helpful if kept in the loop - open communication will ensure them of your needs and keep away any doubts that you are abusing your accommodations.

TIP: Be open with your professors! If you're not sure how to start this discussion, try writing a list of 'things to know about me/my health conditions.' You can send this as a letter to your professors or use it to help you prioritize any thoughts you have about your health and the types of support you need.

What housing accommodations are available to me?

College may be your first experience living away from home, and it's important to feel comfortable with your living situation - particularly since shared rooms/bathrooms are common in college dorms. Since you'll be spending a decent amount of time in your dorm, you want to have an optimal living situation with the bathroom access, privacy, and amenities you need. A sample letter requesting these accommodations can be found [here](#).

- **Private Bathroom/Single Rooms** can be helpful if you have frequent fatigue or need to do injections or infusions. Sharing a room or bathroom with fewer people can help reduce any stress you may have around these issues. When asking for housing accommodations, you can consider requesting a single bedroom, private bathroom, a double room with a private bathroom (for only you and your roommate), etc.



- **Fridge Rentals** are offered by some colleges so you can keep medication (like Enbrel, Humira, or Stelara) in your room. Having a personal fridge can also be useful if you are on a restricted diet and need to keep food in your room.
- **Air Conditioning** is important if you (or your medications) are temperature sensitive. Certain medical supplies/medication need to remain at room temperature, so make sure your space has sufficient heating/cooling.

What dining accommodations are available to me?

If your school has an on-campus nutritionist, arrange to meet with them to discuss meal accommodations. Otherwise, contact the Dining Department to come up with a plan. You may want to discuss to-go options, special meal options, or meal plan exemption - don't be afraid to speak up and say that the meal plan does not meet your needs! A sample letter can be found [here](#).

- **To-go** dining options can be very helpful if you need to quickly catch a doctor's appointment or go to a lunchtime infusion. They can also be helpful if you are flaring and don't feel well enough to eat at the dining hall.



- **Special meal options** may be available if you're on a limited diet. Your on-campus nutritionist/dining staff can order meal options specifically for you, or the chef can prepare meals that fit your needs. Some colleges even have a private dining area for students with food restrictions, allergies, or special diets.

- **Meal plan exemptions** are possible if the Dining Hall is unable to accommodate a meal plan option that works for you. Talk to your on-campus nutritionist/dining staff about being exempt from required meal plans.

What if I need to take off time from school because of JIA?

If you think you might need to take time off due to JIA, check with your school about their tuition reimbursement policy - they may be able to refund tuition for any time you miss due to illness. However, be aware that the policy for medical leave of absence is different at each college. The dean of students, your academic advisor, or the disability services office should be able to provide you with information about the specific process/rules for your school. More information can be found [here](#).





Workplace Accommodations

What employment coverage does the ADA provide to JIA patients?

Individuals with JIA are covered under the ADA to ensure equal opportunity employment. The ADA protects JIA patients from being discriminated against during hiring, promotion, and pay raises - provided the individual is a 'qualified candidate' for the job. To be a 'qualifying candidate' for a position, they must still meet the qualifications for the job and be capable of completing required tasks. In most cases, the ADA also requires that employers provide reasonable accommodations (modifications to job or work environment) to qualified employees. For more information, click [this link](#).

What coverage do I have if I need to take time off because of JIA?

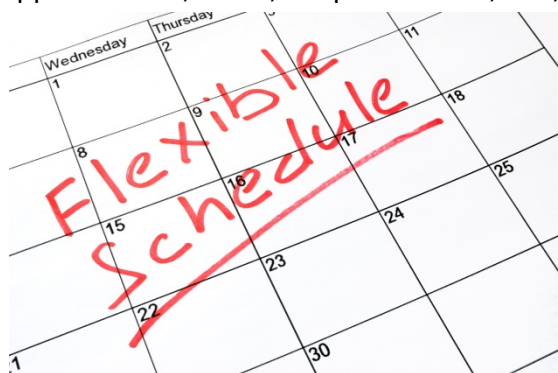
The Family and Medical Leave Act (FMLA) provides individuals employed under a '[private sector employer](#)' with protected leave to care for oneself or a family member with a medically-related illness. It is your responsibility to give notice of leave to your employer, including when/how long you anticipate being gone. Twelve weeks of protected leave (either consecutive or nonconsecutive) are granted in a twelve month calendar year - however, twelve months of employment with the employer must be completed prior to accessing FMLA benefits, and employers with fewer than 50 employees are not required to provide FMLA benefits.

What accommodations are available to JIA patients in the workplace?

Some reasonable accommodations for JIA patients include work from home, providing a modified work space, sun protective clothing if working outdoors, phone headset, sit and stand

desks, allowing time off or unpaid leave for doctors' appointments, flares, hospitalizations, etc., and having flexible work schedules.

- **Time off/Medical Leave:** Implement a plan with your employer for emergency situations and times of illness. Create a procedure for informing your employer if you are out of office and a strategy for managing your responsibilities while away.
- **Schedules:** This accommodation could be particularly helpful for individuals who are particularly ill at specific points of the day. Depending on when you feel your best, ask your employer if you can arrive at the office later/earlier. During a flare, consider the possibility of working from home.
- **Accessibility:** For individuals struggling with physical limitations, consider inquiring about accommodations such as an ergonomic evaluation of your workspace, a supportive chair, or closer parking. A convenient parking space could reduce physical strain and ensure that the office is accessible to you and your needs.
- **Consideration for absences:** Ensure that your employer understands that there are times when you may be absent. Create a system for this that works for both your employer and you. Set up remote communication between you and the office, or an otherwise suitable solution.



How are these accommodations obtained?

Talk to a supervisor about your company's policy for requesting accommodations. In most cases, you can set up a time to discuss accommodations with a supervisor, and it may be beneficial to include Human Resources (HR) in the conversation as well. Have a letter from your doctor explaining what exactly your needs are, and be open and honest about what you need or may need. Most employers will be understanding and willing to work with you in formalizing these accommodations. The Job Accommodations Network (askjan.org) has good information on the accommodation process and provides confidential, free assistance for individuals and employers

How can I talk with my employer about accommodations?

When approaching an employer about accommodations it is important to set up a time to meet. Let them know that it is an important conversation and could take some time. Discussing accommodations in person is important so you can discuss specifically what support you need from them, what workplace modifications would help you better do your job, and what

communication they need on your part. If you feel you do not need accommodations, but still would like to disclose your disease to your employer, that can be done by email or in person, whichever you feel most comfortable with. Most employers will be understanding and grateful you made them aware; however, you are not required to disclose this information if you are not requesting accommodations.

What should I do if the employer is reluctant to provide accommodations?

If your employer is reluctant to provide you with reasonable accommodations, you should put your requests in writing and send it to your supervisor and Human Resources. This should include your reason for requesting accommodations, specific accommodations you may need, and information on the ADA laws. If after this your employer is still reluctant, and your accommodation requests are reasonable, a lawyer can help you take legal action to file a disability discrimination lawsuit.



Public Accommodations

Early Boarding on Flights/Airline Accommodations

What is early boarding?

Early boarding, frequently referred to as “pre-board,” is an option JIA patients qualify for, but often are not aware of. Early boarding allows individuals to board the plane before other

passengers. This can be useful to patients for several reasons - for instance, you may be having symptoms or be in the midst of a flare, and have difficulty waiting in line to board, or may be struggling with fatigue and need extra time/assistance getting to your seat.

What about airlines that don't have assigned seating?

If you are flying with an airline that does not have assigned seating, you may need to be able to sit in the aisle and/or near the back or front of the plane for quick and easy bathroom access. Early boarding provides the opportunity to pick your seat before everyone else boards, ensuring you get a seat that fulfills this need. If you are unable to walk onto the plane, you can be assisted down the jet bridge in a wheelchair, which is also part of early boarding.

How do I get early boarding?

1. Go through security as normal.
2. Once you are through security, find the service desk associated with the airline you are flying. Be sure to locate the service desk nearest to your departure gate, as this one will be designated to help individuals on your flight.
3. You will need to talk to the airline employee working at that desk to receive early boarding. To do this: simply tell the employee, "I need pre-boarding for a medical disability." They may ask whether you need assistance down the jet bridge (this is for a wheelchair) or a special seat (i.e. needing a seat near the restroom)
4. If flying with an airline without seating assignments, say you require a special seat. If flying an airline with assigned seats, say you cannot stand for long periods due to medical complications.
5. The airline employee will print a boarding pass with 'early boarding' printed on it.



What if the airline employee asks me more questions about my disability?

It is important to note that it is *illegal for the airline employee to ask you for more information, to ask for proof, or to ask for any information regarding your disability aside from requiring assistance or a special seat.* Asking anything more than that qualifies as discrimination and is illegal. Although you should not have problems, remember these rights in case any issues arise.

Are there any accommodations for airline security?

For more information about going through airline security/TSA, click [here](#). You may want to

download the TSA's 'disability notification card' using [this link](#).

Hardship/Disability Parking

Who is eligible for Disability Parking Placard?

Each state has different eligibility requirements and processes to apply. To learn more and to find the resources for your state, click [here](#).

Who will allow for Hardship Parking?

Some patients with JIA qualify for disability parking placards per the Department of Motor Vehicles in most states. Additionally, some universities, schools and workplaces may offer "Hardship Parking" to patients flaring with JIA who do not qualify for a placard.

What would I use Hardship Parking passes for?

Hardship parking passes can be very useful if you:

- need a car on campus to get to doctor's appointments
- need to go to a grocery store off campus to purchase food for a specific dietary need
- are in pain and live off campus and don't have enough energy to walk long distances to class because of a flare -- often the university can offer you a spot as close to your classroom building as possible.

How do I apply for Hardship Parking?

In order to apply for hardship parking, contact the Disability or Accessibility Office at your University. They may have information regarding Medical Non-Mobility Parking passes, or they may refer you to the Parking and Transportation Department. Keep in mind that both of these offices generally have deadlines by which students and employees must apply for parking, so make sure you look up information with ample time allotted for approval.

Will I need justification? Do I have to pay?

Justification and a letter are usually required by the patient's rheumatologist, and most of the time, patients will need to pay the full price of the parking pass.



Contact Information

Toolkit Creators

This toolkit was originally created by members of ImproveCareNow and was adapted for use for juvenile idiopathic arthritis patients by members of PR-COIN. **Contact us at prcoin@gmail.com!**

Contributors

Kerry Ferraro, Parent/Patient Working Group

Jenny Leal, Parent/Patient Working Group

Alyson Fowler, Parent/Patient Working Group

Laura Curtis, Parent/Patient Working Group

Laura Bouslaugh, Parent/Patient Working Group, Civil Rights Specialist



Sources

Accommodations Network

<https://askjan.org/>

ACT Inc.

ACT Accommodations:

<http://www.act.org/content/act/en/products-and-services/the-act/registration/accommodations.html>

<http://www.act.org/content/dam/act/unsecured/documents/Accommodations-Infographic-Student.pdf>

<http://www.act.org/content/act/en/products-and-services/the-act/registration/accommodations/policy-for-accommodations-documentation.html>

ADA National Network:

ADA information: <https://adata.org/factsheet/ADA-overview>

Arthritis Foundation

504 Accommodations:

<https://www.arthritis.org/juvenile-arthritis/school-and-college/developing-effective-plan/sample-504-accommodations>

Workplace Accommodations

<https://www.arthritis.org/health-wellness/healthy-living/daily-living/work-life-balance/workplace-rights-disability>

Association of American Medical Colleges

MCAT Accommodations:

<https://students-residents.aamc.org/applying-medical-school/taking-mcat-exam/mcat-exam-accommodations>

Crohn's & Colitis Foundation

504 Plans:

<http://www.crohnscolitisfoundation.org/assets/pdfs/504factsheet0816.pdf>

<https://www.crohnscolitisfoundation.org/sites/default/files/2019-07/school-accommodation-12-16.pdf>

<https://www.crohnscolitisfoundation.org/justlikeme/living-with-crohns-and-colitis/school/school-accommodations>

ADA & Employment:

<https://www.crohnscolitisfoundation.org/sites/default/files/legacy/assets/pdfs/employment-and-inflammatory.pdf>

Department of Labor FMLA Employee Guide

<https://www.dol.gov/sites/dolgov/files/WHD/legacy/files/employeeguide.pdf>

Educational Testing Service

GRE Accommodations:

https://www.ets.org/gre/revised_general/register/disabilities

https://www.ets.org/s/gre/pdf/bulletin_supplement_test_takers_with_disabilities_health_needs.pdf

Get Educated

Withdrawing from college:

<https://www.geteducated.com/elearning-education-blog/when-life-goes-bonkers-withdrawing-from-college-with-a-full-refund-and-a-healthy-gpa/>

Law School Admission Council, Inc.

LSAT Accommodations: <https://www.lsac.org/lsat/lsac-policy-accommodations-test-takers-disabilities>

The College Board

SAT/PSAT Accommodations:

<https://accommodations.collegeboard.org/>

<https://accommodations.collegeboard.org/documentation-guidelines/physical-medical-disabilities>

Transportation Security Administration

Disability Notification Card: https://www.tsa.gov/sites/default/files/disability_notification_card_508.pdf

Special Procedures: <https://www.tsa.gov/travel/special-procedures>

Sample Letters

Dining Hall Diet Request:

https://docs.google.com/document/d/1xtJGq_rJL8QnYs-9IsNjJJRrcB6x6B_Kq3d54ZiCRms/edit

Professor Letter:

<https://docs.google.com/document/d/14Elnj06ik74qeuU7HxPZFRXqCir9PuRh0RjT8FsGXog/edit>

Single Occupancy Dorm Room Request:

<https://www.gikids.org/files/documents/resources/ibd/SAMPLE%20SINGLE%20OCCUPANCY%20DORM%20ROOM%20REQUEST%20LETTER.pdf>