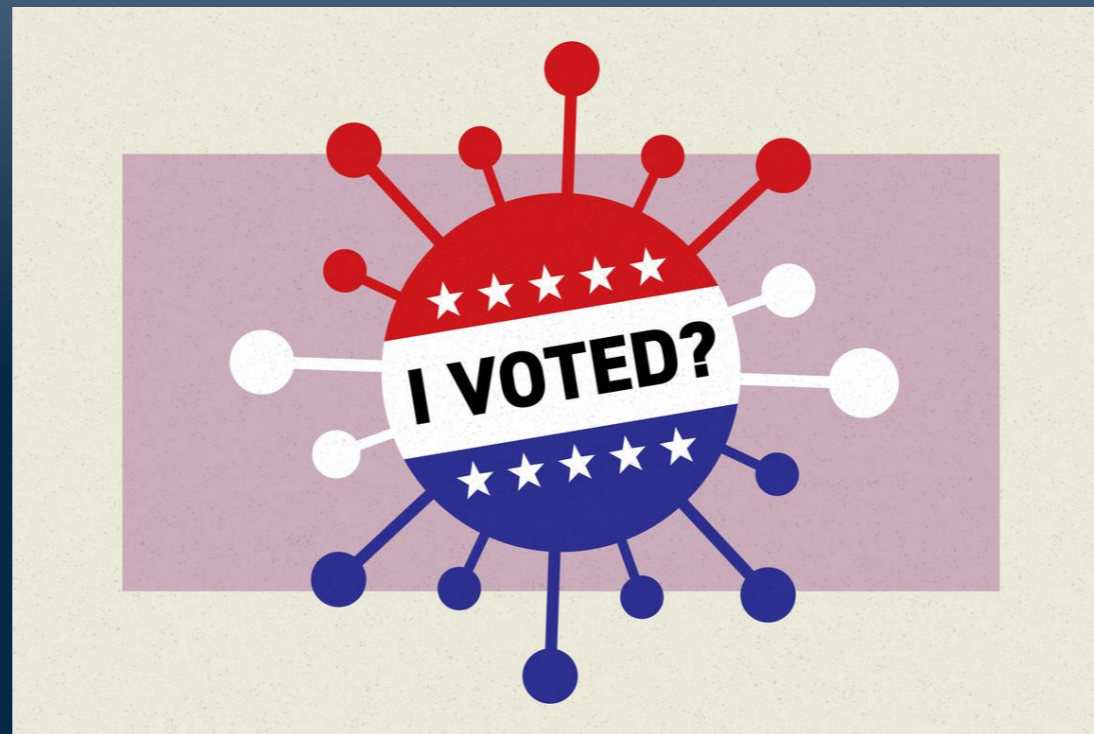


Voting During the Pandemic

What you need to know





Brought to You By...



Non-partisan

- Neither supports nor opposes any candidates or political parties

Educates & Advocates

- Encourages informed and active participation in government
- Works to increase understanding of major public policy issues
- Influences public policy through education and advocacy

100 years old



LWV One-Stop Shop for Voter Information



**100% Nonpartisan
election information
you need.**

The Illinois Voter Guide is an online voter resource powered by [the League of Women Voters of Illinois](https://www.lwvillinois.org/).

REGISTER
TO
VOTE

CLICK HERE

A blue rectangular button with a white icon of a document with a person and a checkmark. The text "REGISTER TO VOTE" is centered in white. At the bottom, there is a white button with the text "CLICK HERE" in red.

CHECK YOUR
VOTER
REGISTRATION
STATUS

CLICK HERE

A blue rectangular button with a white icon of a document with a checkmark. The text "CHECK YOUR VOTER REGISTRATION STATUS" is centered in white. At the bottom, there is a white button with the text "CLICK HERE" in red.

APPLY FOR
VOTE BY MAIL
BALLOT

CLICK HERE

A blue rectangular button with a white icon of an envelope. The text "APPLY FOR VOTE BY MAIL BALLOT" is centered in white. At the bottom, there is a white button with the text "CLICK HERE" in red.

FIND OUT
WHAT IS ON
YOUR
BALLOT

WILL BE AVAILABLE ON
SEPTEMBER 16, 2020

A blue rectangular button with a white icon of a document with a checkmark. The text "FIND OUT WHAT IS ON YOUR BALLOT" is centered in white. At the bottom, there is a white button with the text "WILL BE AVAILABLE ON SEPTEMBER 16, 2020" in red.

What's Your Voting Plan?

Make your plan to vote NOW

- Are you registered?
- How will you vote?

In person?

By mail?





Voter Registration



Who can?

- U.S. Citizen
- At least 18 years old by Election Day (November 3)
- Live at your address at least 30 days before the election
- Not claim the right to vote elsewhere
- Not in prison or jail serving time for a conviction

Who should?

- First time voter
- Moved since last time voted
- Name change





How to Register to Vote



Many ways to register to vote...

- Opt in at DMV
- By mail (postmarked on or before Oct 6)
- Online (completed on or before Oct 18)
- In person with a Deputy Voter Registrar
- In person when you vote
 - During early voting (Oct 19 – Nov 2)
 - On election day (Nov 3)



LWW ID Requirements to Register to Vote

Two forms of ID needed to register to vote

- One with your current address
- Photo ID not needed

Your signature is your ID on Election Day

Jane Doe



Check Your Registration



VOTE



IllinoisVoterGuide.org



**CHECK YOUR
VOTER
REGISTRATION
STATUS**

[CLICK HERE](#)

Illinois made several changes for in-person voting during COVID-19

- November 3, 2020 is a state holiday
- Schools can be polling places
- Election judges can be 16 years & older
- Expanded early voting hours at some locations



- Find your early voting location and hours

<https://www.cookcountyclerk.com/service/early-voting-locations>

- Check wait times

<https://www.cookcountyclerk.com/service/early-voting-wait-time-viewer>



3 Simple Steps to Vote by Mail

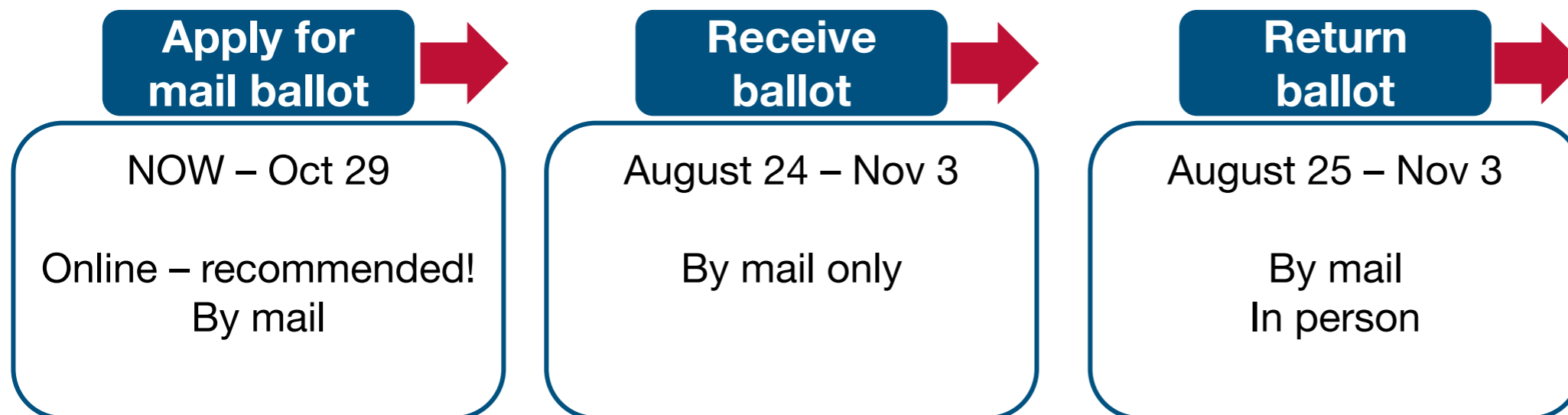


Vote by Mail = “Absentee voting”

Anyone in Illinois can vote by mail.

In any election

No “excuse” needed





Apply for Mail Ballot



The State of Illinois and the League of Women Voters recommend applying for mail ballot [online now.](#)

To apply online, you need:

- Driver's license/state ID number or the last four digits of your Social Security Number
- Address where you would like your ballot mailed; and
- An email address


You can also apply with a paper application

- Many will receive it in the mail (started Aug 1)
- Or you can download and print it online





Printed Application for Mail Ballot



Mail Ballot Application

Suburban Cook County
Presidential General Election - November 3, 2020

Form 700

Get your ballot faster, **APPLY ONLINE!** at cookcountyclerk.il.gov/VoteByMail

Don't have access to a computer? Complete the form below and return it by Thursday, October 29, 2020 to the Cook County Clerk's office, Mail Voting Unit, 69 W. Washington St., Room 500, Chicago, IL 60602.

Under penalties of perjury as provided by law under Section 29-10 of the Illinois Election Code [10 ILCS 5/29-10], I affirm that I am entitled to vote in this election and that all of the statements on this application are true and correct. I am applying for a mail ballot, which I will mail to the Cook County Clerk's office. Under state law, ballots must be postmarked by Election Day and received no later than 14 days after Election Day in order to be counted.

I understand that this application is made for an official mail ballot to be voted by me at this election and that I must submit a separate application for an official mail ballot for any subsequent election.

1 Print applicant's name and complete voting address:

name _____	birth date _____
address _____	apt# _____
city _____	zip code _____
email address _____	phone number _____

2 Print name and address where the ballot should be mailed (if different from above):



3 Sign in box below:

name _____	voter signature
address _____	
city _____	
state _____ zip code _____	

4 Check if requesting a mail ballot in a language other than English:

- | | | | | | |
|----------------------------------|----------------------------------|------------------------------------|---------------------------------|-----------------------------------|-------------------------------|
| <input type="checkbox"/> Spanish | <input type="checkbox"/> Hindi | <input type="checkbox"/> Chinese | <input type="checkbox"/> Korean | <input type="checkbox"/> Tagalog | <input type="checkbox"/> Urdu |
| <input type="checkbox"/> Polish | <input type="checkbox"/> Russian | <input type="checkbox"/> Ukrainian | <input type="checkbox"/> Arabic | <input type="checkbox"/> Gujarati | |

Help prevent vote fraud

Making a false statement to obtain a mail ballot or soliciting someone to do so is considered vote fraud, a criminal offense that is punishable by up to five years in prison. To report vote fraud, call 312.603.0909.

For more information about mail voting, visit cookcountyclerk.com/VoteByMail, or call 312.603.0946.

For election officials only

Voter ID #

--	--	--	--	--	--	--	--	--	--

Township: _____ Precinct: _____ Ward: _____ Ballot Style: _____

6/11/20



Complete Your Ballot




Starting September 16, use the non-partisan Illinois Voter Guide to explore your ballot and read about the background and opinions of every candidate on your ballot.

- Sign up now at IllinoisVoterGuide.org to be notified when updates are ready and the guide goes live.






Complete Your Ballot



****Read all instructions****

Most common reasons mail ballots are rejected:

- Mailed or received passed deadline
- Signature missing or didn't match
- Envelope returned w/o the ballot inside



Other instructions

- Do NOT vote for more candidates than allowed per office.
- Do NOT make any other marks on the ballot.
- DO NOT give your ballot to someone else to mark, unless you are in need of assistance because of a Disability

Questions? Call (312)603-0946 or email mail.voting@cookcountyil.gov.



Complete the Envelope




****It is important to complete the envelope correctly****

1. Place your completed ballot inside the voter certification envelope
2. Complete Section 1: Voter Certification
3. Sign your name in the box
 - As shown on your voter registration and driver's license
4. Print your name and address
5. Print the date you filled out the Voter Certification Envelope.

Note: If you received assistance marking your ballot or signing your envelope, the person assisting you must complete Section 2: Voter Assistance

Options for returning your completed ballot

- Mail
 - No postage needed for suburban Cook County and the City of Chicago
 - Must be postmarked by Nov 3 and received by Nov 17
- Hand deliver
 - Ballot drop boxes at every early voting site
 - More locations may be announced
- Strongly recommend returning your ballot as soon as possible
 - In the unlikely event you encounter problems, there will be time to fix them.



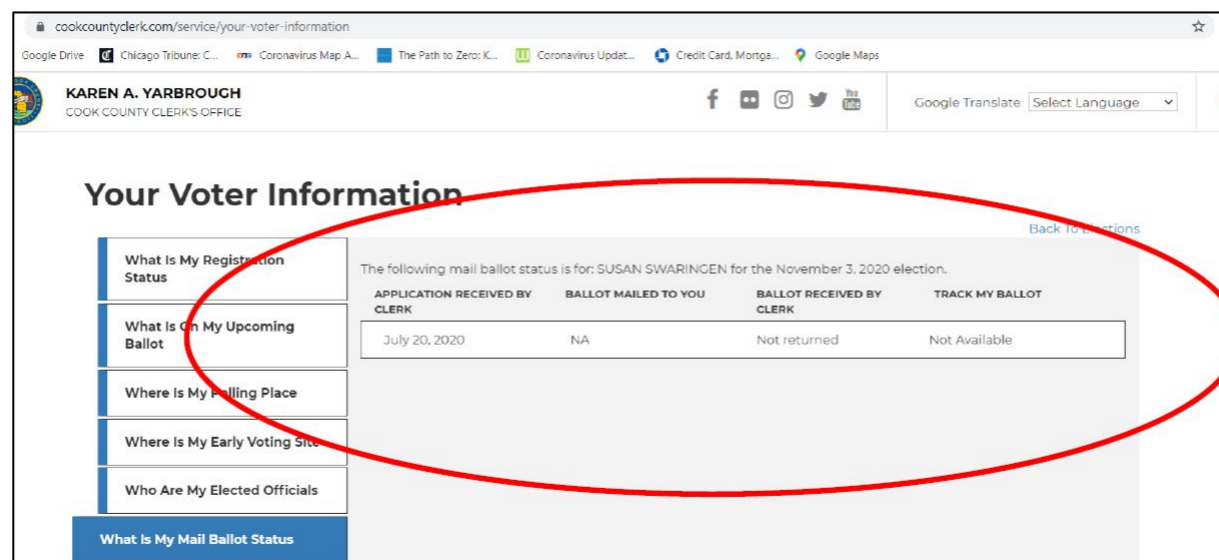


Track Your Mail Ballot

Provide an email in your mail ballot application!

- Receive email notifications when...
 - Your application has been submitted
 - Your ballot is being mailed
 - Your ballot has been received
 - Your ballot has been approved for counting
 - If there are issues with the ballot itself

Or, track your mail ballot status online:





What If There's a Problem?



Returning your ballot ASAP gives you time to resolve any issues.

Example Problems	Example Solutions
<ul style="list-style-type: none">• Signature doesn't match• Ballot envelope delivered opened or taped• No signature on ballot return envelope• Already cast a ballot• Not registered in precinct	<p>Voter notified within 2 days via mail and/or email</p> <ul style="list-style-type: none">• Signature exception: voter submits statement• Open envelope exception: Vote in person or request new vote-by-mail ballot



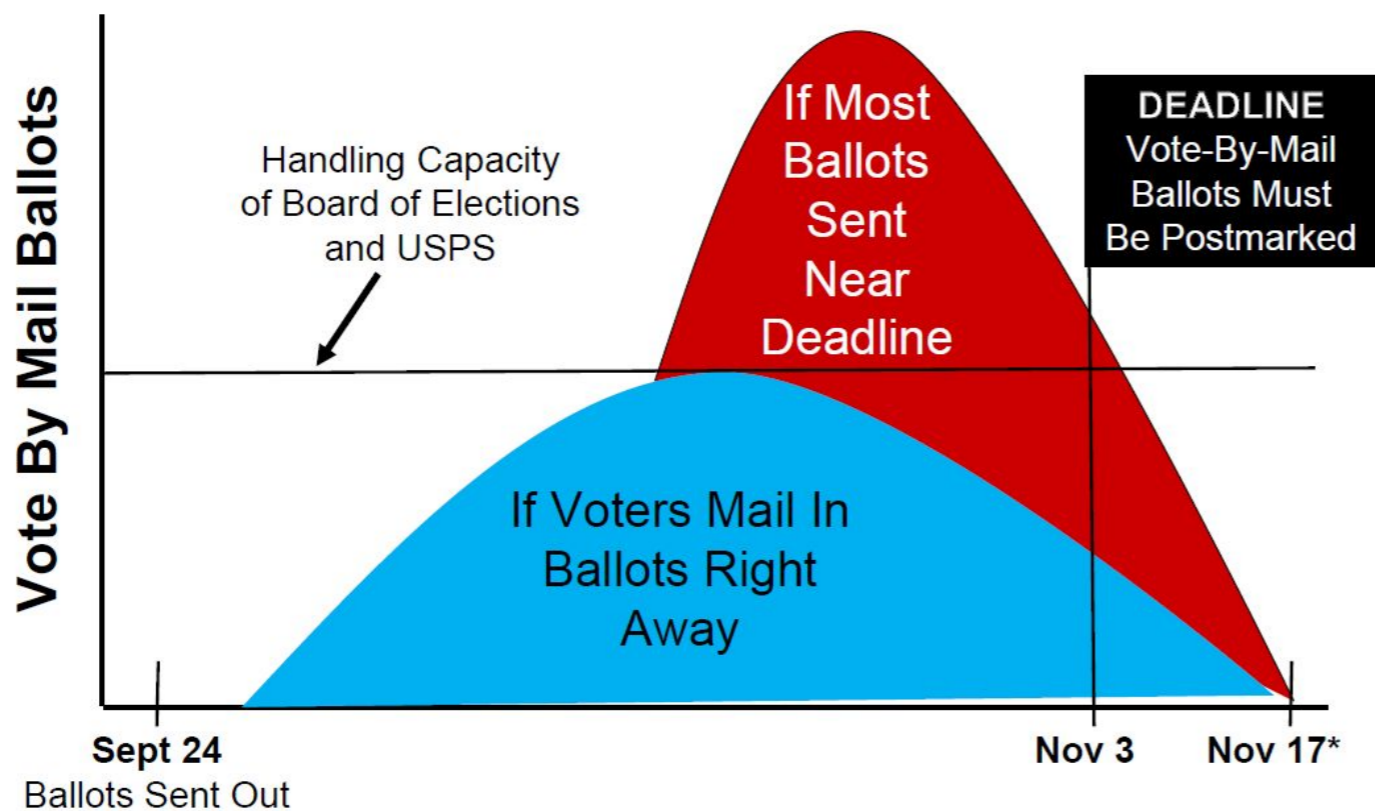
Vote Early... PLEASE!




"Due to COVID-19, all 2020 General Election voters are encouraged to cast a ballot prior to Election Day, either by mail or during early voting."

- 10 ILCS 5/2B-30

Flatten the Ballot Return Curve



Key Dates



General Election Timeline

Apply on line NOW

June 16
Applications Available Online
 Vote By Mail applications are available [here](#). If you live in Chicago, apply [here](#).



Aug. 1
Applications Sent
 Applications for mail ballots will automatically be sent to anyone who voted in the 2018 general election, the 2019 municipal election, or the 2020 primary election



Apply on line NOW

Sept. 24
Ballots Sent
 Mail ballots start going out and early voting period begins



Oct. 19-Nov. 2
Extended Early Voting
 Early in-person voting at designated locations, 8am-7pm weekdays, 9am-5pm weekends.



Disregard this date
 Apply online NOW

Oct. 29
Application Deadline
 Last day to apply for a mail-in ballot



Nov. 3
Election Day
 If you choose to vote by mail, your ballot must be postmarked by this day.



Graphic from the BGA

