



Columbus Foodscapes Planting Calendar

ColumbusFoodscapes.com



How To Use This Guide

Hi! We're Columbus Foodscapes. We're on a mission to make growing your own organic food joyful and easy.

This Planting Calendar features over 50 of the most popular fruits, vegetables, herbs, and edible flowers. We created this Planting Guide so you can get the most out of your edible gardening space and the seasons. We also wanted to remove some of the confusion and overwhelm that comes with planning and planting a garden- we know this stuff can get kind of tricky.


You can use this Planting Calendar to help plan your own garden: mark your favorite plants from each month, add them to your garden calendar (we recommend printing off a blank month-to-month calendar to use- nothing fancy), and go back to this booklet whenever you need some guidance on any special requirements plants may have.

Share your planting plans or garden on instagram or facebook with the hashtag
#ColumbusFoodscapes.

ColumbusFoodscapes.com



The Seasons in C -



Columbus, Ohio is in **gardening Zone 6a**. While it's helpful to *know* we're in zone 6a when planning your garden, don't get caught up in the "zone"! **All you really need to know is that we have 4 specific gardening seasons** here in C-Bus:

30° F - 65° F

Cool Season 1

Mid March - Mid May

You can start planting in your garden in Mid-March, starting with peas and potatoes. During this season, we can still expect some frost but minimal snow and hard-freezes. Plants like lettuces and root veggies will thrive during this season.

65° F - 90° F

Warm Season

Mid May - Mid-August

We won't see any frost during this season, and you can expect it to sometimes get HOT in July. Plants that love hot weather, like peppers and okra, will love this weather. Some crops, like lettuce, will "bolt" or "go to seed" in this hot weather.

30° F - 65° F

Cool Season 2

Mid-August - November

Welcome back, Cool Season! You'll plant your Fall Crops Mid-August through September. Plant growth will slow down significantly when the frost hits in Mid-October, but you should be able to continue to harvest through November.

Below 30° F

Cold Season

December - Mid-March

The Cold Season is guaranteed to bring frost, hard-freezes, and snow. While you won't be seeding or planting crops at this time, advanced gardeners can extend the growing season using cold frames, row covers, and low tunnels.



Levels of Experience

In this guide, we divide plants by 1) what season they thrive in, and 2) how hard they are to grow. We use the terms *Beginner*, *Intermediate*, and *Advanced* to generally define the attention and special requirements needed to help a plant thrive:



Beginner plants are ones that you can just seed and harvest relatively soon: they aren't fussy and require very little maintenance. Lettuces, leafy greens, and herbs are all great for beginners to grow.



Intermediate plants require a little work: they may need pruned occasionally, they may be a bit more prone to pests or diseases, or maybe they need special requirements like trellising.




Advanced crops are plants that have extra needs, are a bit more disease prone, and typically require longer to grow. Almost all fruiting plants, like tomatoes or okra, are listed as advanced.


We use this system to help you feel confident when planning your garden and make sure you don't get overwhelmed. Feel free to mix-and-match based on your experience, comfort level, and tastes. For example, if you consider yourself a beginner, select most of your plants from the beginner section, maybe 2-3 from the intermediate, and pick one or two from the advanced.



Calendar Key




The fruits and vegetables we grow have different requirements and needs, use this key as a guide when selecting plants for your garden.



These plants are **SPACE HOGS!**
Plants with the pig symbol need lots of room to grow and sprawl.




Plants that should be planted as seedlings or "plugs," rather than directly seeded in the ground.




Frost-hardy plants that can handle light freezes, but typically will suffer in the heat.



Plants you can easily *succession plant*, or seed several weeks apart so that you get a continual harvest.




Vining plants that need some kind of support when growing like a trellis, cage, or stake.



Heat-loving plants that are tender to frost and light freezes and will be damaged if there's frost.



Mid-Late March



Beginner

Radishes



Lettuces



Swiss Chard



Spinach



Arugula



Tot Soi/Bok Choy



Intermediate

Peas



Carrots




Advanced

Potatoes














April - Mid-May



Beginner

- Dill 
- Cilantro 
- Parsley 
- Radish  
- Chives 
- Lettuces 

Intermediate


- Peas  
- Carrots  
- Collards  
- Kohlrabi 
- Beets 
- Turnips 

Advanced

- Celery 
- Strawberries   
- Artichoke  
- Onions  
- Leeks  
- Salsify 



April - Mid-May (cont.)



Beginner

Spinach 

Kale 

Arugula 

Bok Choy 

Mustard 

Thyme 

Swiss Chard 

Intermediate

Fennel 

Parsnips  

Cabbage   

Advanced


Broccoli  

Rapini  

Cauliflower  



Mid May - June



Beginner

Basil  

Lemon Balm 

Sage 

Mint 

Oregano 

Cilantro 

Intermediate

Pole Beans  

Bush Beans 

Soybeans 

Carrots  

Kohlrabi  

Peppers  

Advanced

Tomatoes    

Eggplant  

Onions  


Melon  

Cucumbers  

Sweet Potatoes  



Mid May - June (Cont.)



Beginner

Sunflowers

Swiss Chard 

Radishes 

Rosemary 

Thyme 

Intermediate

Collards  

Cabbage   

Turnips  

Nasturtiums 

Marigolds 

Advanced

Corn   


Pumpkin 

Okra 

Squash  



July




Beginner

Basil



Intermediate


Bush Beans



Pole Beans



Soybeans



Peppers



Advanced

Squash




Cucumber



**A Quick Note: not much is usually planted directly in your garden during July and early August. This time is typically spent tending to your crops, managing any issues that may arise with pests & diseases, and (our favorite!) harvesting your bounty.*















Mid-August - September














Beginner

- Dill 
- Cilantro 
- Parsley 
- Radish  
- Chives 
- Lettuces 
- Swiss Chard 

Intermediate


- Beets  
- Fennel  
- Parsnips  
- Kohlrabi  
- Carrots  
- Turnips  

Advanced

- Onions  
- Leeks  
- Broccoli  
- Rapini  
- Cabbage   
- Cauliflower  



Mid August - September (Cont.)



Beginner

Spinach 

Kale 

Arugula 


Bok Choy 

Mustard 

Rosemary 

Thyme 

Intermediate



Garlic (Plant in October) 



My Planting Calendar

Here are some plants I want to include in my planting calendar:

Mid- Late March

- _____
- _____
- _____
- _____
- _____
- _____
- _____
- _____
- _____

April - Mid May

- _____
- _____
- _____
- _____
- _____
- _____
- _____
- _____
- _____

Mid May - June

- _____
- _____
- _____
- _____
- _____
- _____
- _____
- _____
- _____



My Planting Calendar

Here are some plants I want to include in my planting calendar:

July

- _____
- _____
- _____
- _____
- _____
- _____
- _____
- _____
- _____

Mid-August - September

- _____
- _____
- _____
- _____
- _____
- _____
- _____
- _____
- _____

October

- _____
- _____
- _____
- _____
- _____
- _____
- _____
- _____
- _____