







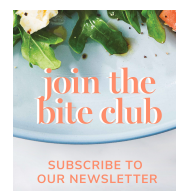
red velvet rice krispie squares

Have your cake and eat it too with these gooey Red Velvet Rice Krispie Squares.

MAKES: 24 SQUARES



julie albert & lisa gnat



ingredients

- 1/2 cup butter
- 1 (10 oz) package regular marshmallows
- 4 cups Rice Krispie Cereal
- 1/2 cup boxed red velvet cake batter mix
- 1 cup mini marshmallows

Red and white sprinkles, for topping

print



directions

1. Melt butter in large saucepan over low heat. Add marshmallows and stir until melted and well-blended. Cook 2 minutes longer, stirring constantly. Remove from heat.
2. Add Rice Krispies and cake mix. Stir until well coated. Fold in the mini marshmallows.
3. Using buttered spatula or waxed paper, press mixture evenly and firmly into buttered 13x9 inch dish. Top with red and white sprinkles. When cool, cut into 2 x 2 inch squares.

“You’re only human. You live once and life is wonderful so eat the damn red velvet cupcake!”

– EMMA STONE