



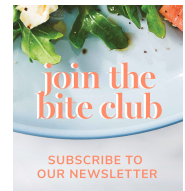
# birthday cake popcorn

Happy Birthday to you, me and everyone else because this Birthday Cake Popcorn, popcorn coated in white chocolate, cake batter and sprinkles, is something worth celebrating.

MAKES: 6 CUPS  
POPCORN



julie albert  
& lisa gnat



## ingredients



- 6 cups freshly popped popcorn
- 1½ cups white chocolate chips
- 1 cup cake batter mix (yellow or white)
- ¼ cup rainbow sprinkles

print



## directions

1. Place popped popcorn in a large bowl, removing all unpopped kernels.
2. Place the white chocolate chips in a medium, microwave-safe bowl. Melt chips in microwave in 30 second intervals, stirring every 30 seconds, until fully melted. Add cake batter mix and mix until well-incorporated (note: mixture will be thick). Pour over popcorn, add sprinkles and mix until evenly coated. Spread onto a baking sheet lined with wax paper and allow to harden for 20 minutes before serving.



*“You know you are getting old when the candles cost more than the cake.”*

— BOB HOPE