

FIRST STATE EDUCATE

EXPECT EXCELLENCE • ACT TOGETHER

Where is the COVID MONEY now?



Tuesday, July 26
4:00 p.m. - 5:00 p.m.



COVID-19 Stimulus Funding for Delaware Schools and Districts

Elementary and Secondary School
Emergency Relief (CARES - ESSER I)

\$43,492,752

MARCH 2020

Elementary and Secondary School
Emergency Relief (CRRSA - ESSER II)

\$182,885,104

DECEMBER
2020

Elementary and Secondary School
Emergency Relief (ARP - ESSER III)

\$410,733,965

MARCH 2021



**Over \$600
Million!**

ESSER Funds Explained



Esser I Cares Act

"The Department awarded these grants to State educational agencies (SEAs) for the purpose of providing local educational agencies (LEAs), including charter schools that are LEAs, with emergency relief funds to address the impact that COVID-19 has had, and continues to have, on elementary and secondary schools across the Nation."

Esser II CRSSA Act

"The Coronavirus Response and Relief Supplemental Appropriations (CRRSA) Act, 2021, was signed into law on December 27, 2020, and provided an additional \$54.3 billion for the Elementary and Secondary School Emergency Relief (ESSER II) Fund."

Esser III ARP Act

"On Thursday, March 11, 2021, the American Rescue Plan (ARP) Act was signed into law. It was an unprecedented \$1.9 trillion package of assistance measures, including \$122 billion for the ARP Elementary and Secondary School Emergency Relief (ARP ESSER) Fund. Funds are provided to SEAs and LEAs to help safely reopen and sustain the same operation of schools and address the impact of the coronavirus pandemic on the Nation's students."

Percentage of ESSER II and ESSER III Funds Spent

District	Money Given	Money Spent	Percentage of Budget Spent
Appoquinimink	\$12,129,207.00	\$9,241,045.87	76.19%
Brandywine	\$36,169,157.00	\$13,042,115.89	36.06%
Caesar Rodney	\$26,925,641.00	\$10,648,151.24	39.55%
Cape Henlopen	\$16,751,852.00	\$6,438,700.90	38.44%
Capital	\$39,823,863.00	\$8,716,684.53	21.89%
Christina	\$77,512,979.05	\$26,543,871.70	34.24%
Colonial	\$45,427,213.18	\$5,349,006.87	11.77%
Delmar	\$3,872,924.00	\$535,463.89	13.83%
Indian River	\$43,028,787.00	\$16,221,022.10	37.70%
Laurel	\$12,490,084.00	\$3,836,840.96	30.72%

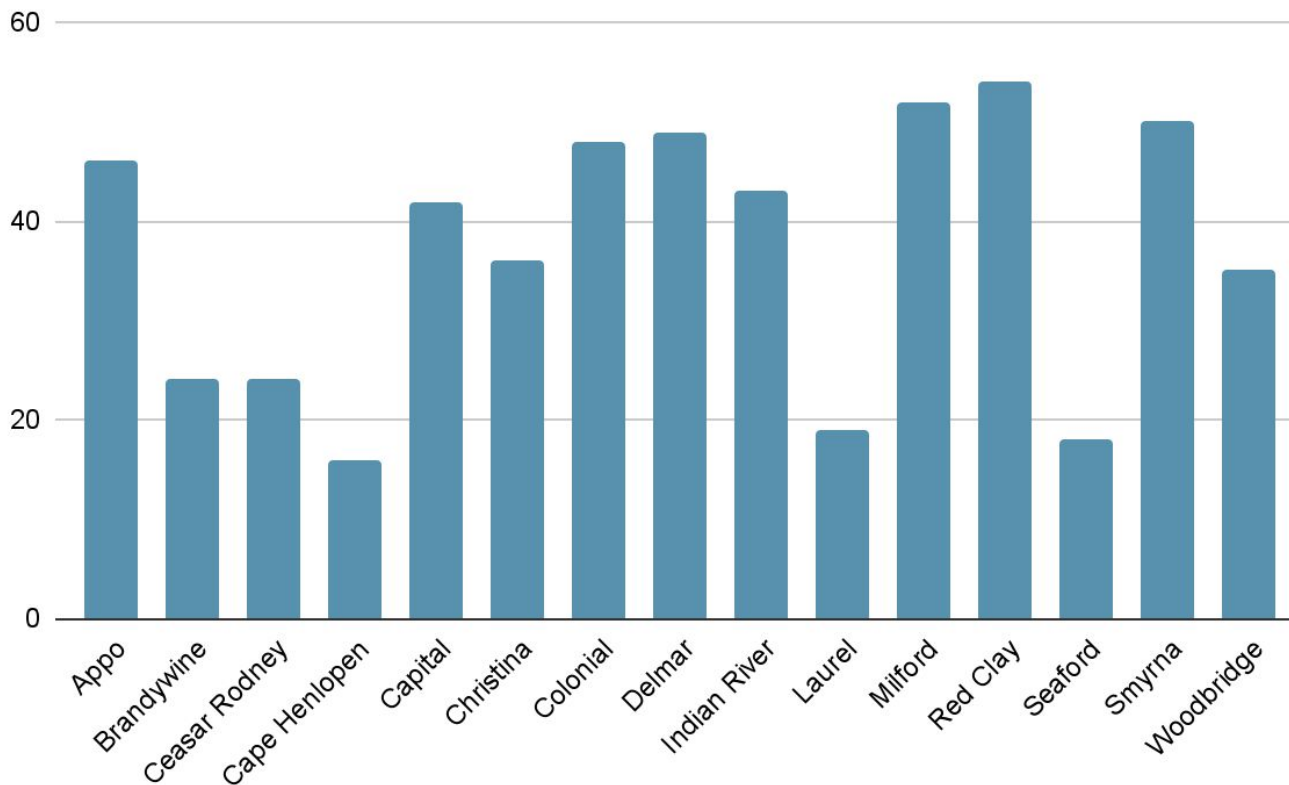
Percentage of ESSER II and ESSER III Funds Spent

District	Money Given	Money Spent	Percentage of Budget Spent
Milford	\$19,002,698.00	\$4,075,325.38	21.45%
Red Clay	68,030,817.87	\$26,043,607.96	38.28%
Seaford	\$23,052,097.00	\$5,244,109.25	22.75%
Smyrna	\$11,404,555.00	\$3,208,566.86	28.13%
Woodbridge	16,314,384.99	\$2,162,367.89	13.25%

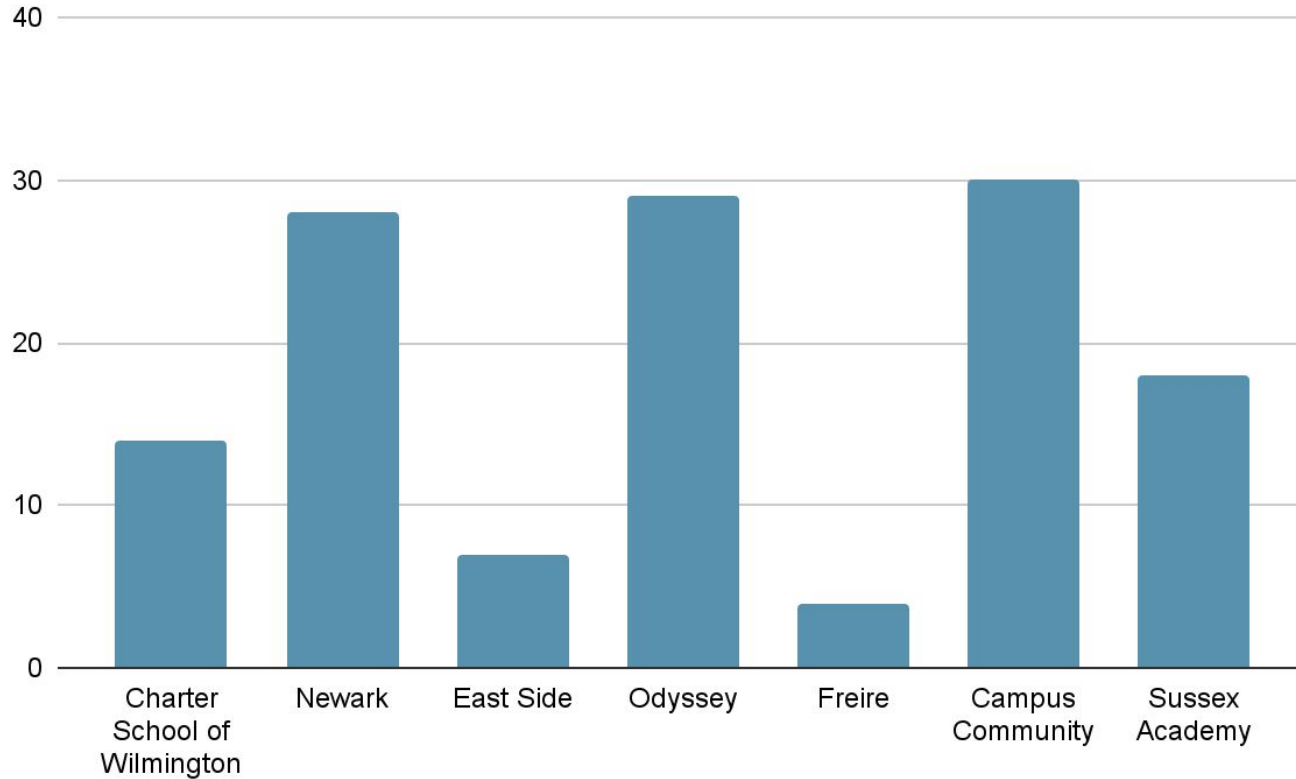
Percentage of ESSER II and ESSER III Funds Spent (Charters)

School	Money Given	Money Spent	Percentage of Budget Spent
Charter School of Wilmington	\$169,708.00	\$165,679.99	97.63%
Newark	\$915,308.00	\$741,127.10	80.97%
East Side	\$4,161,038.00	\$817,184.89	19.64%
Odyssey	\$2,877,683.00	\$1,644,374.96	57.14%
Freire	\$2,664,958.00	\$898,642.31	33.72%
Campus Community School	\$2,057,987.00	\$1,247,740.94	60.63%
Sussex Academy	\$689,134.00	\$517,145.91	75.04%

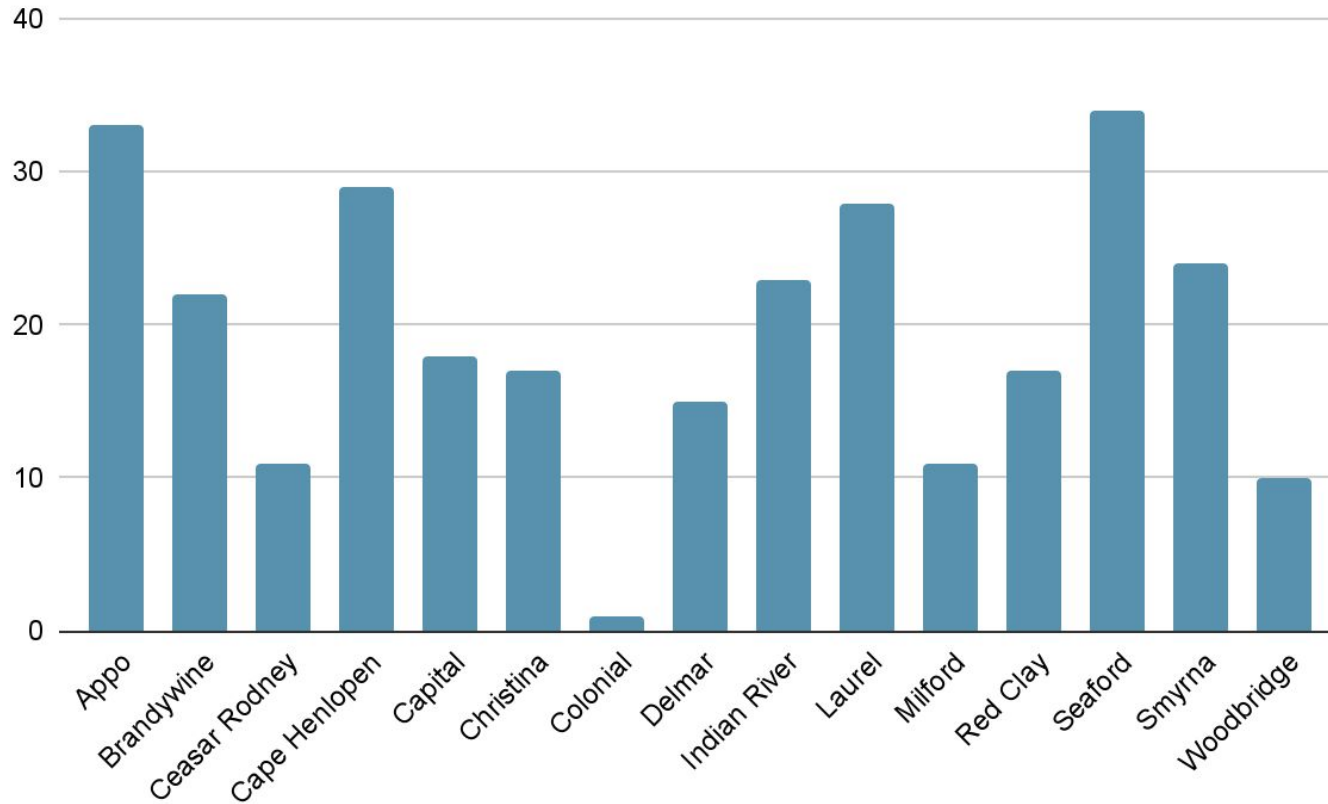
Percent of Budget Spent on Learning Loss (District)



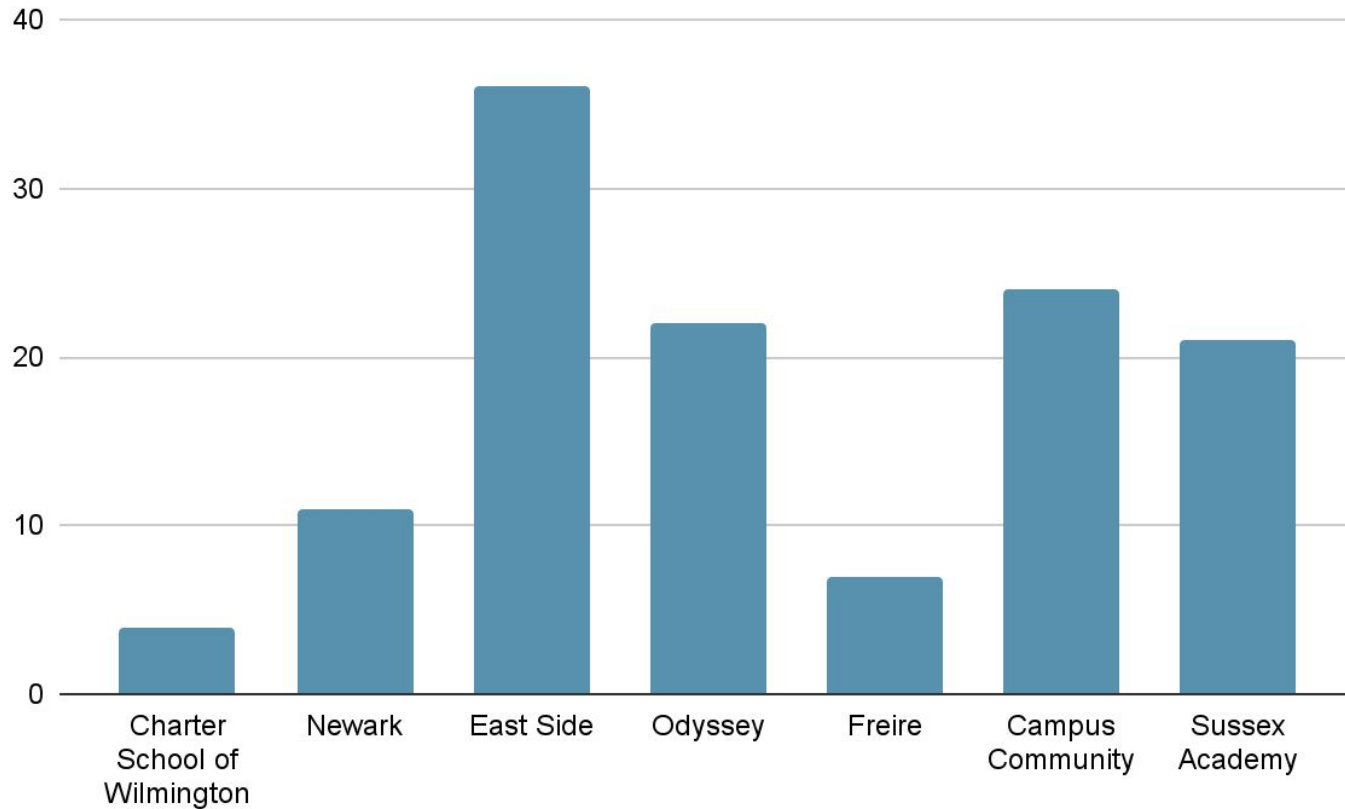
Percent of Budget Spent on Learning Loss (Charter)



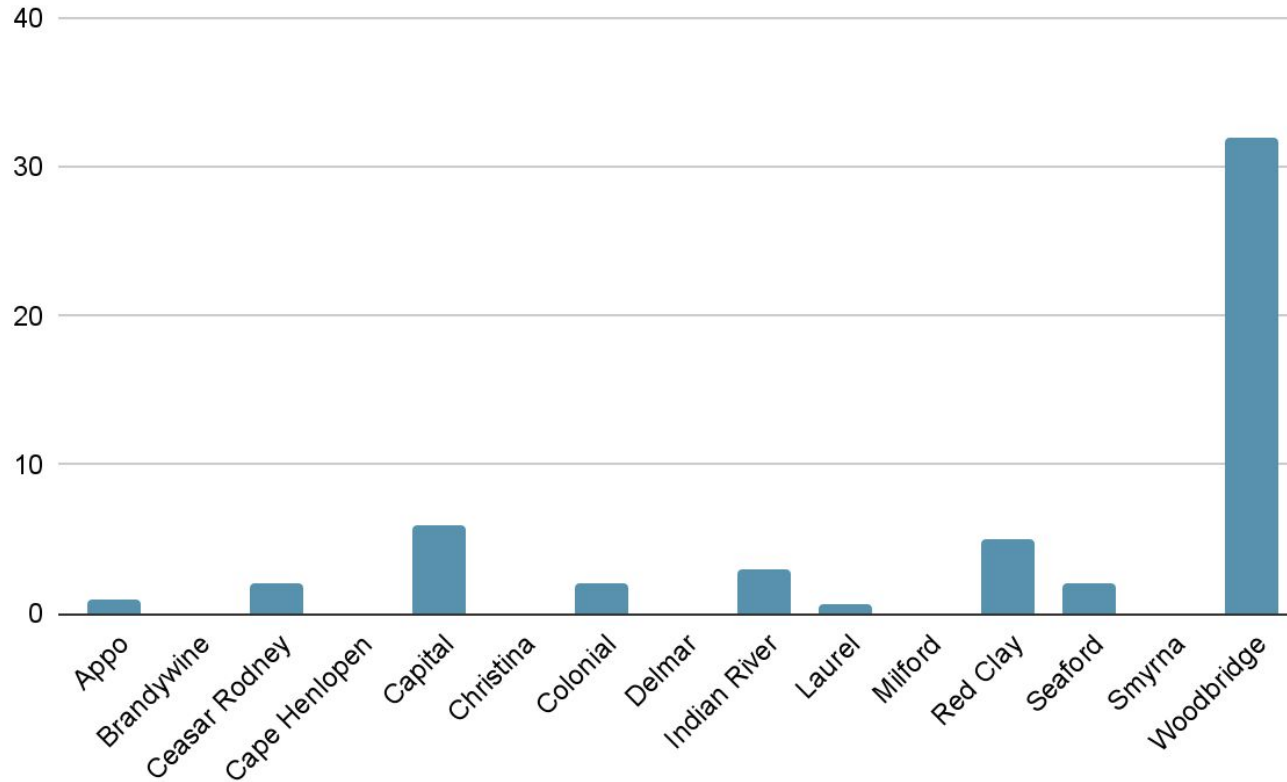
Percent of Budget Spent on Educational Technology



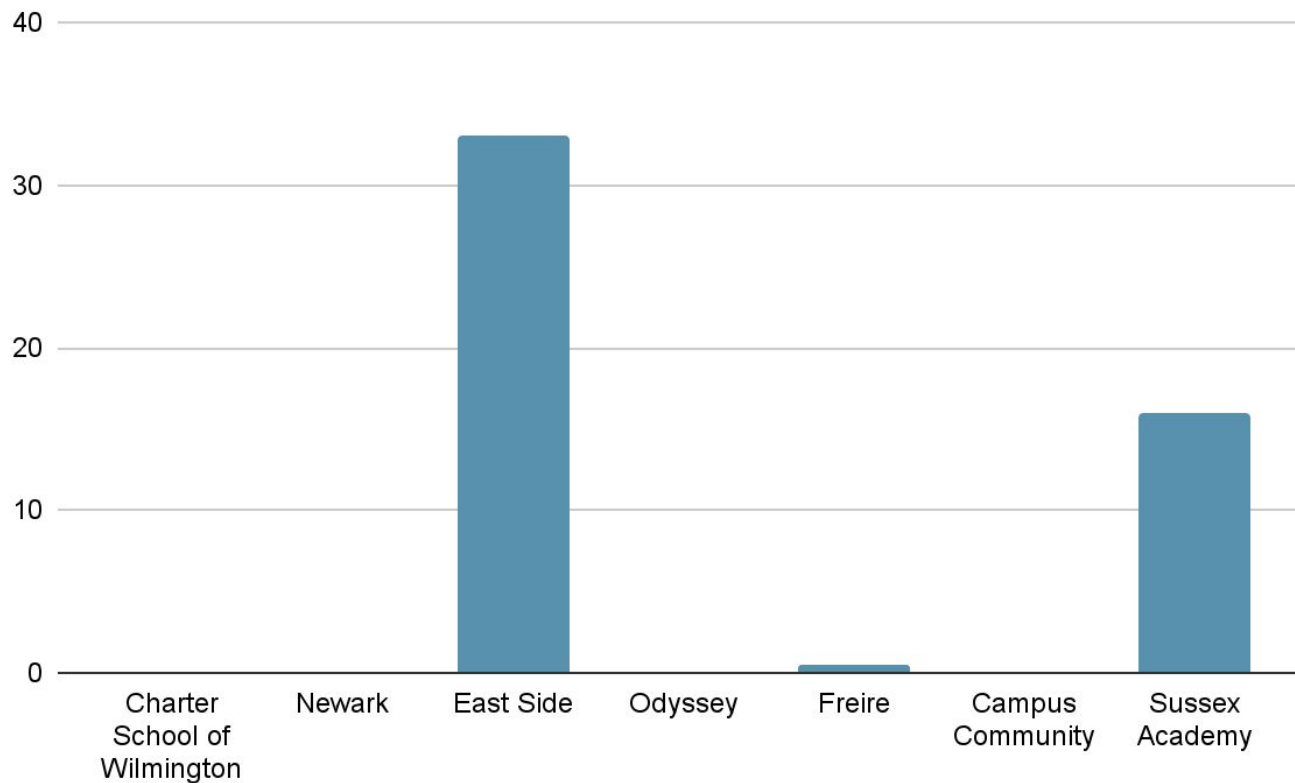
Percent of Budget Spent on Educational Technology (Charter)



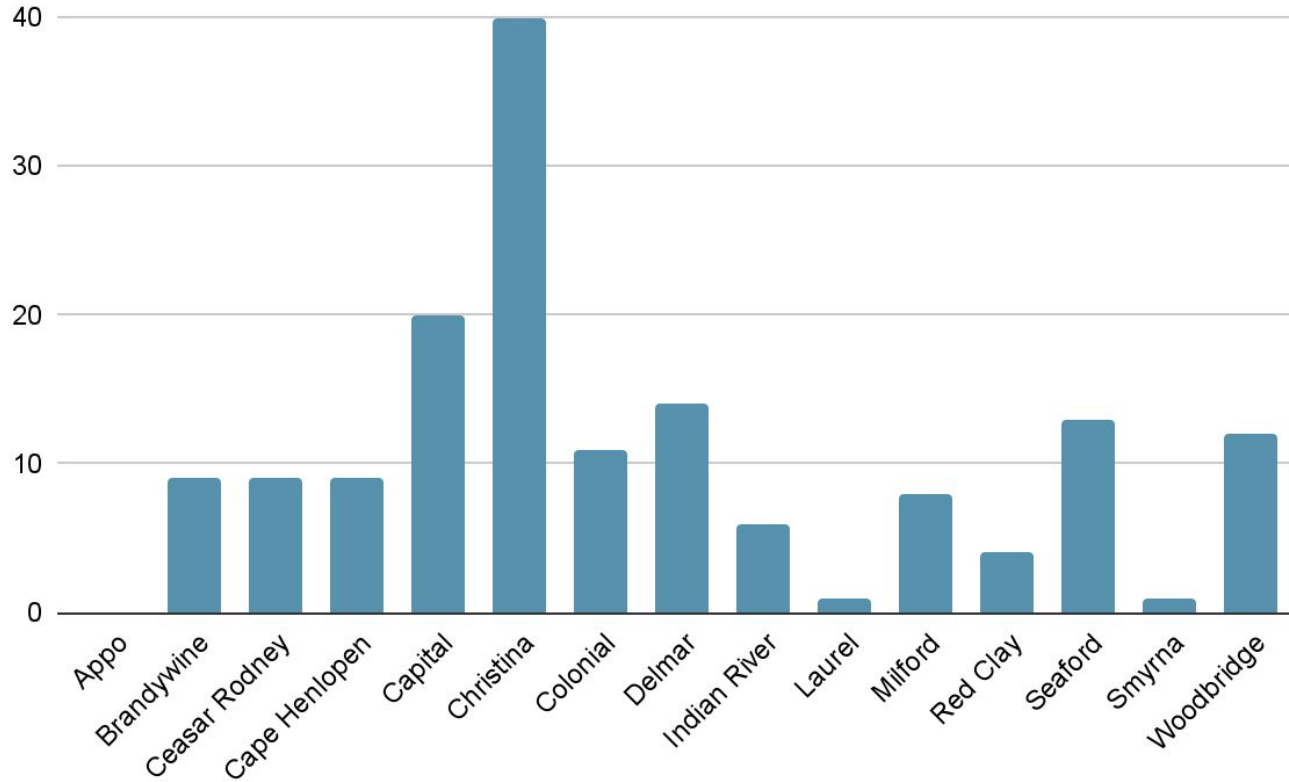
Percent of Budget Spent on Mental Health (District)



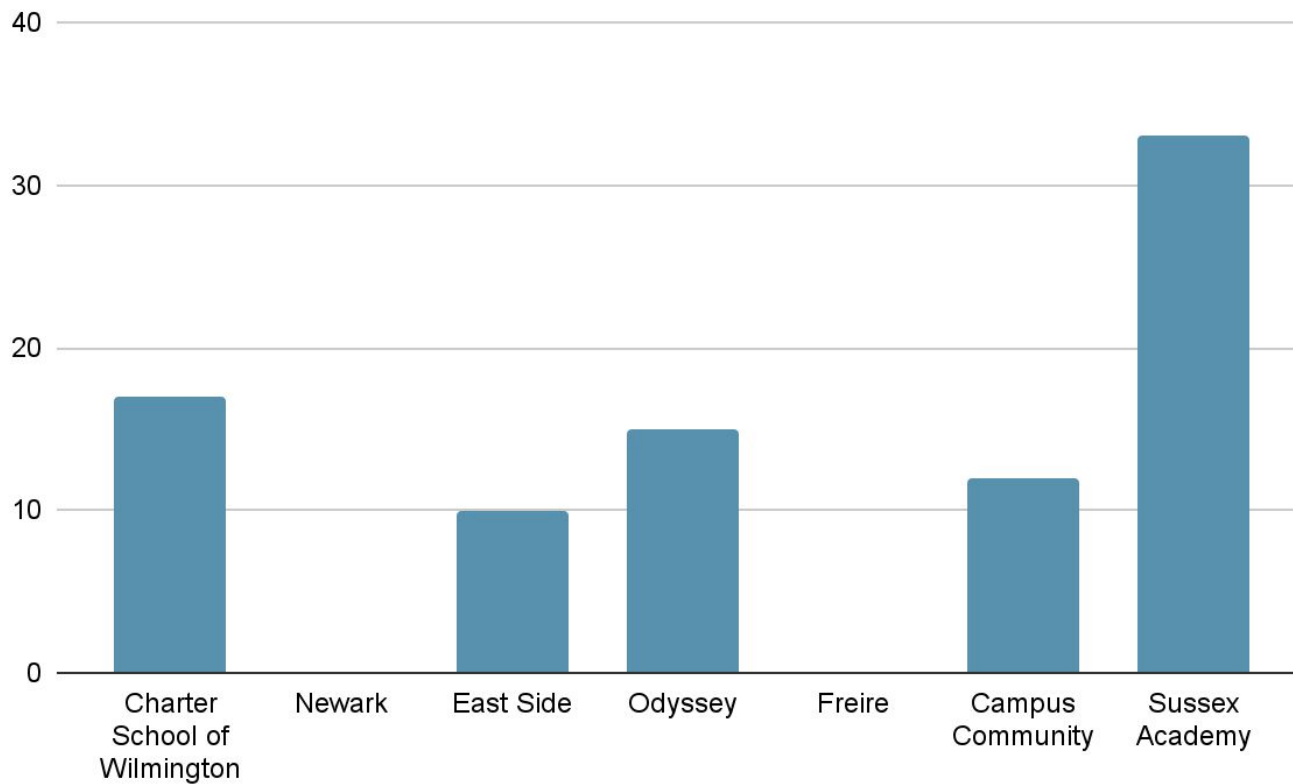
Percent of Budget Spent on Mental Health (Charter)



Percent of Budget Spent on Building (District)



Percent of Budget Spent on Building (Charter)



FIRST STATE EDUCATE

EXPECT EXCELLENCE • ACT TOGETHER

GROUP DISCUSSION:

Are we utilizing and allocating the COVID
money effectively?

Are our children recovering academically?

How do parents and caregivers know?

#BEBOLD



WHAT CAN YOU DO?

Call. Email. Text. Talk. Ask.

- Governor Carney
- Mayor Purzycki
- Your Senator
- Your Representative
- Your School Board President
- Your Superintendent



Download our “6 Questions to Ask”
infographic to help guide your conversation