



# SPRY Strategies

---

## WoLF South Dakota Public Opinion

### Survey Results

Performed by Spry Strategies

The WoLF South Dakota Public Opinion Survey was conducted by IVR and Online Mobile Interviews from February 2 - February 3 among a random sample of 600 likely voters. The survey has a margin of error of +/- 4 percentage points. Results are weighted. Some percentages in crosstab reports for this poll may not add to 100% due to rounding.

**Q1: Voter Screen**

Are you 18 years of age and registered to vote in the state of South Dakota?

Sample Size: 600



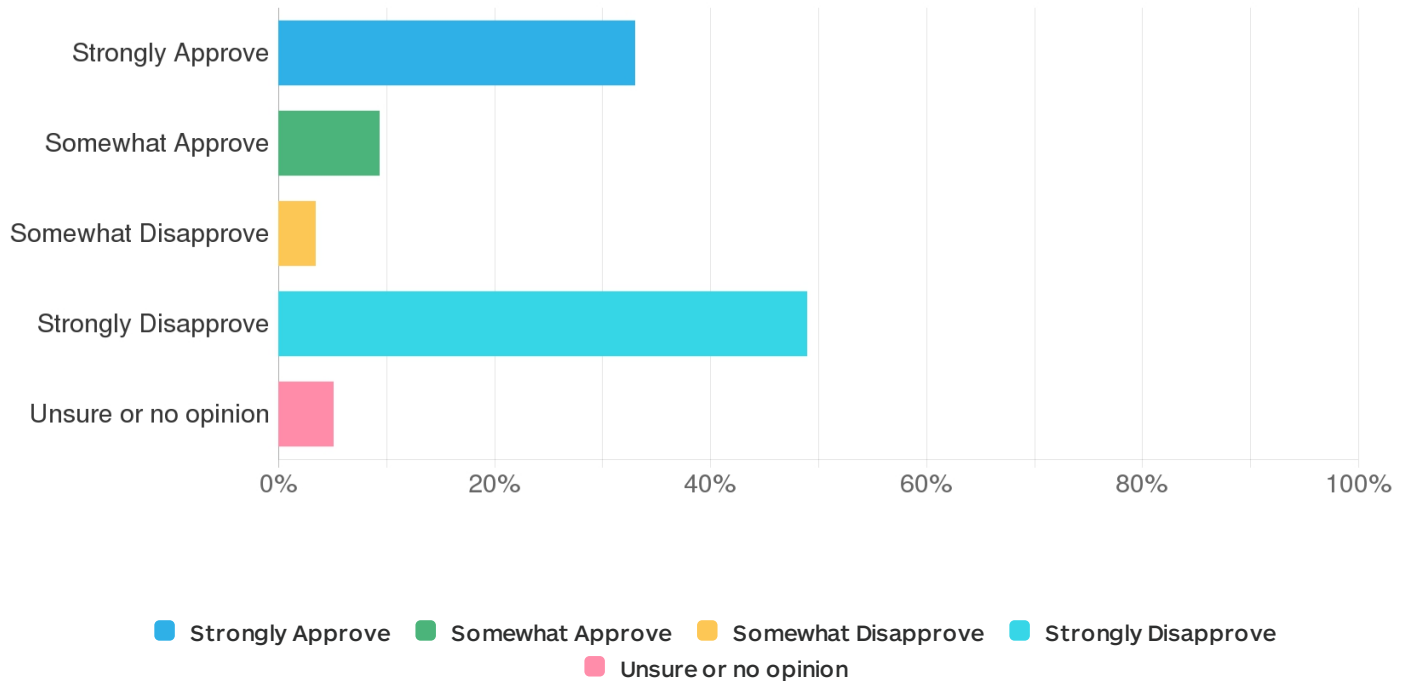
■ Yes

Value	Frequency	Percent
Yes	600	100%
<b>Total</b>	<b>600</b>	<b>100%</b>

## Q2: Biden Approval

Do you approve or disapprove of the job Joe Biden is doing as President?

Sample Size: 600

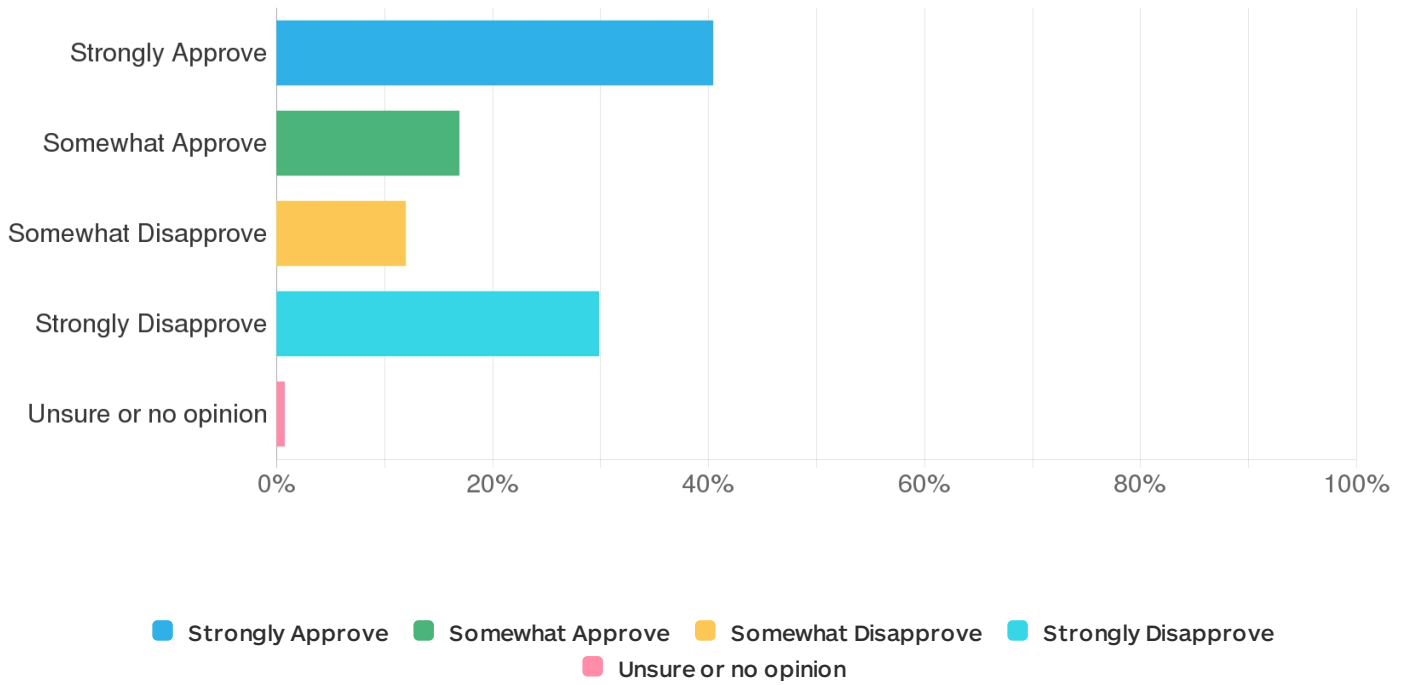


Value	Frequency	Percent
Strongly Approve	198	33.04%
Somewhat Approve	56	9.37%
Somewhat Disapprove	21	3.47%
Strongly Disapprove	294	48.97%
Unsure or no opinion	31	5.16%
<b>Total</b>	<b>600</b>	<b>100%</b>

### Q3: Noem Approval

Do you approve or disapprove of the job Kristi Noem is doing as Governor?

Sample Size: 600



Value	Frequency	Percent
Strongly Approve	243	40.42%
Somewhat Approve	102	16.96%
Somewhat Disapprove	72	12.01%
Strongly Disapprove	179	29.86%
Unsure or no opinion	4	0.75%
<b>Total</b>	<b>600</b>	<b>100%</b>

#### Q4: Right Track Wrong Track

Do you believe that the state of South Dakota is currently on the right track or wrong track?

Sample Size: 600



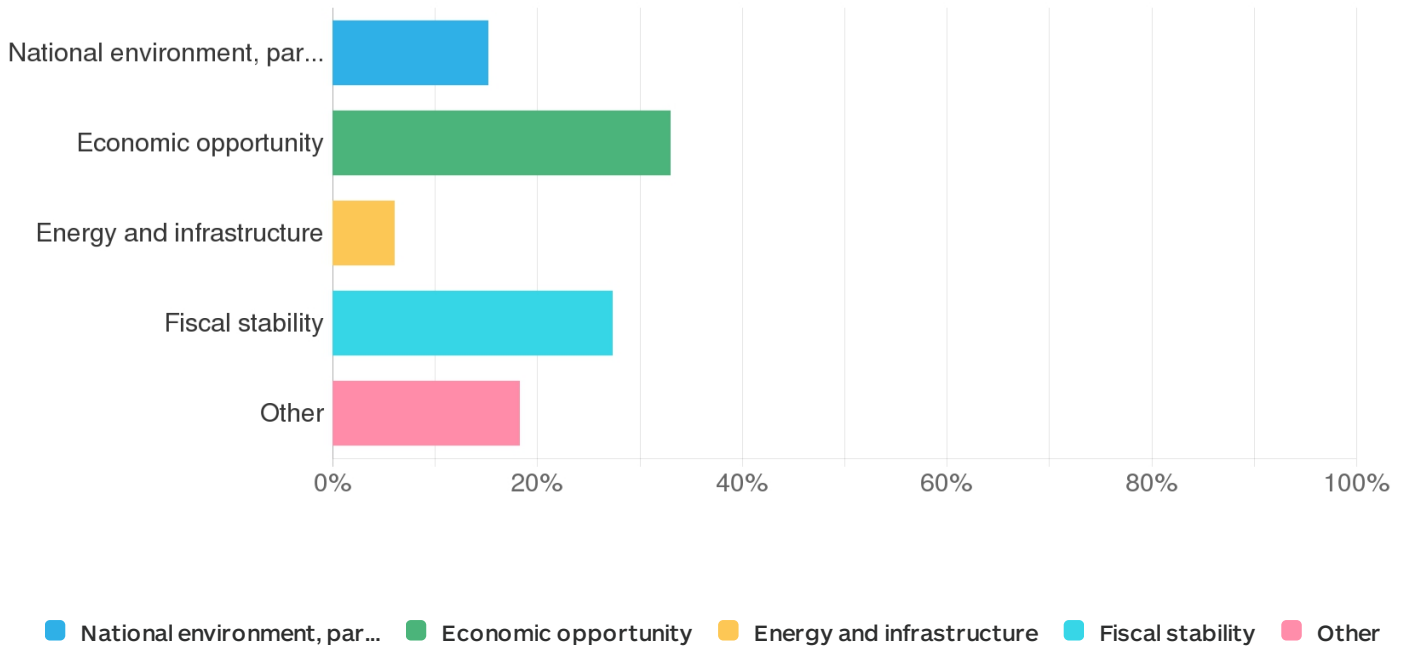
■ Right Track ■ Wrong Track

Value	Frequency	Percent
Right Track	383	63.87%
Wrong Track	217	36.13%
<b>Total</b>	<b>600</b>	<b>100%</b>

**Q5: Right Track**

Which of the following is most influential in your response that the state of South Dakota is on the right track?

Sample Size: 383

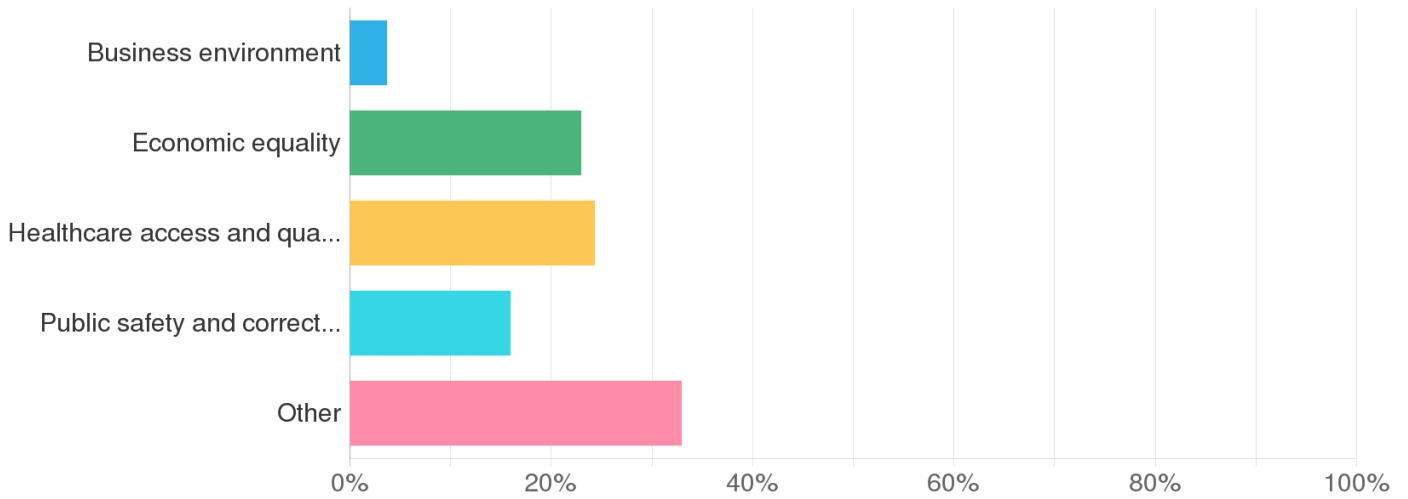


Value	Frequency	Percent
National environment, parks, and attractions	58	15.26%
Economic opportunity	126	32.99%
Energy and infrastructure	23	6.06%
Fiscal stability	105	27.37%
Other	70	18.31%
<b>Total</b>	<b>383</b>	<b>100%</b>

**Q6: Wrong Track**

Which of the following is most influential in your response that the state of South Dakota is on the wrong track?

Sample Size: 217



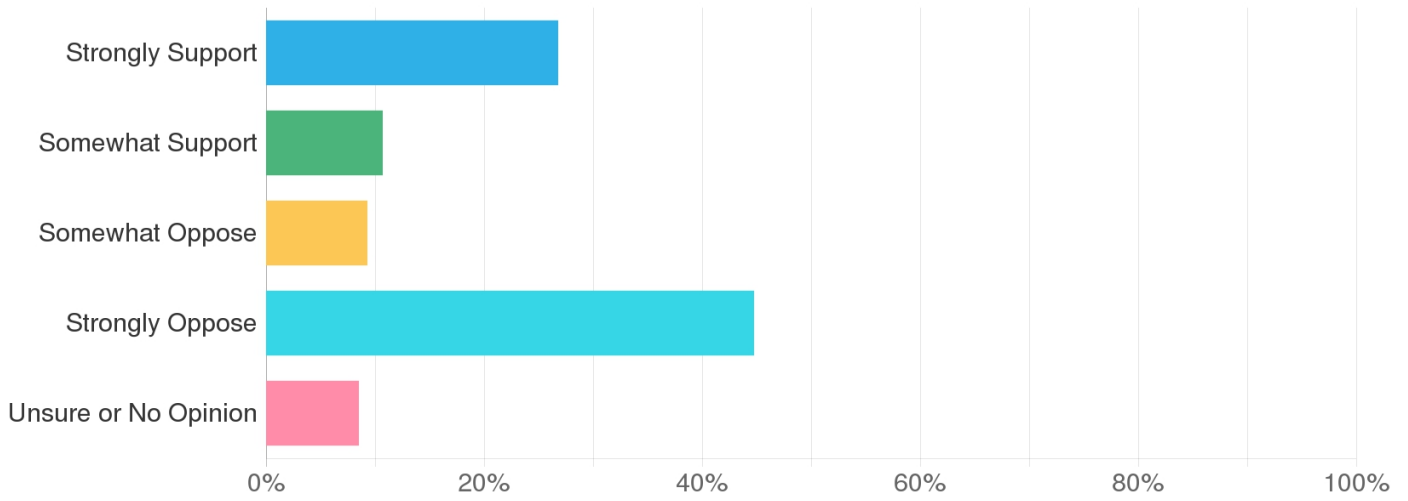
■ Business environment ■ Economic equality ■ Healthcare access and qua... ■ Public safety and correct... ■ Other

Value	Frequency	Percent
Business environment	8	3.72%
Economic equality	50	22.97%
Healthcare access and quality	53	24.36%
Public safety and corrections	35	15.97%
Other	71	32.98%
<b>Total</b>	<b>217</b>	<b>100%</b>

**Q7: SD Legislation**

Generally speaking, would you support or oppose South Dakota legislation that restricts people who were born male, but who now identify as women, to play on girl's sports teams and to share facilities that have traditionally been reserved for women.

Sample Size: 600



■ Strongly Support ■ Somewhat Support ■ Somewhat Oppose ■ Strongly Oppose ■ Unsure or No Opinion

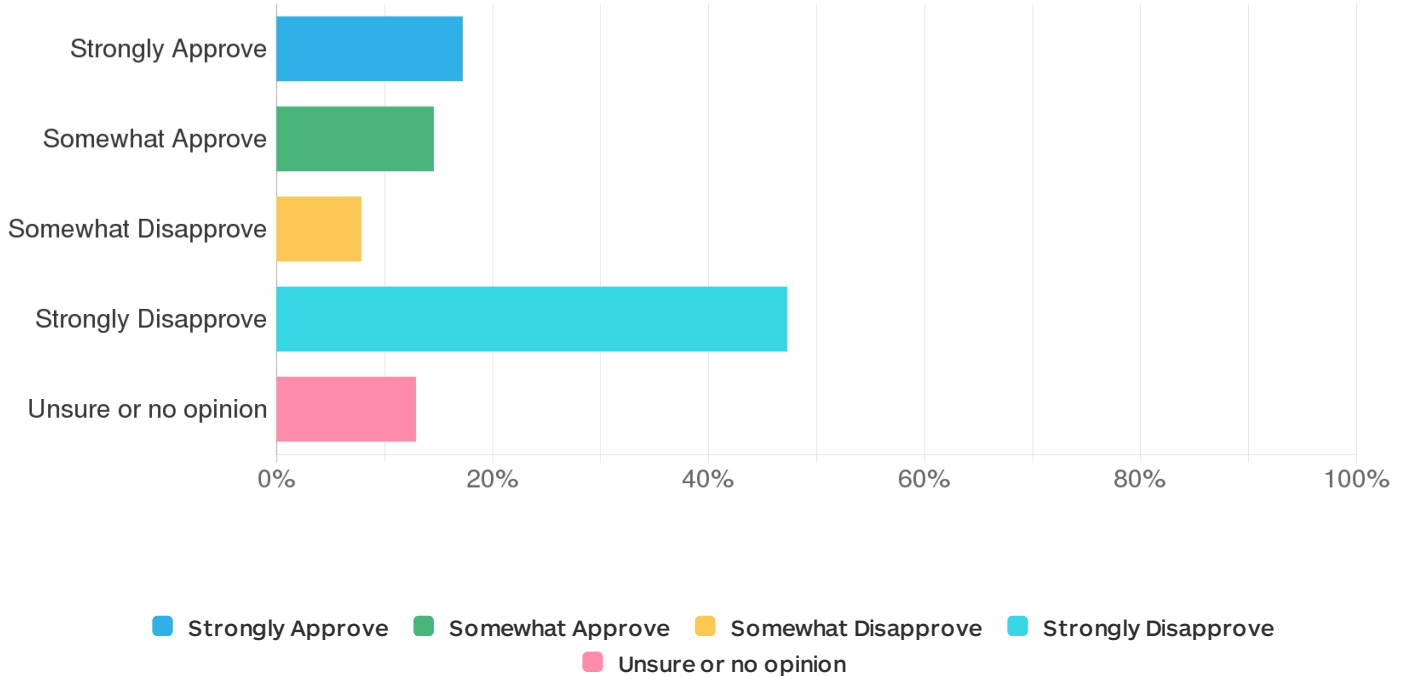
Value	Frequency	Percent
Strongly Support	161	26.8%
Somewhat Support	64	10.66%
Somewhat Oppose	56	9.28%
Strongly Oppose	268	44.73%
Unsure or No Opinion	51	8.53%
<b>Total</b>	<b>600</b>	<b>100%</b>



### Q8: Twitter Suspension

As you may be aware, Twitter has been suspending the accounts of users who believe that human beings cannot change sex. These suspensions have included women’s rights campaigners, and charitable organizations that promote traditional, religious family values. Do you approve or disapprove of Twitter’s decision to suspend these accounts?

Sample Size: 600

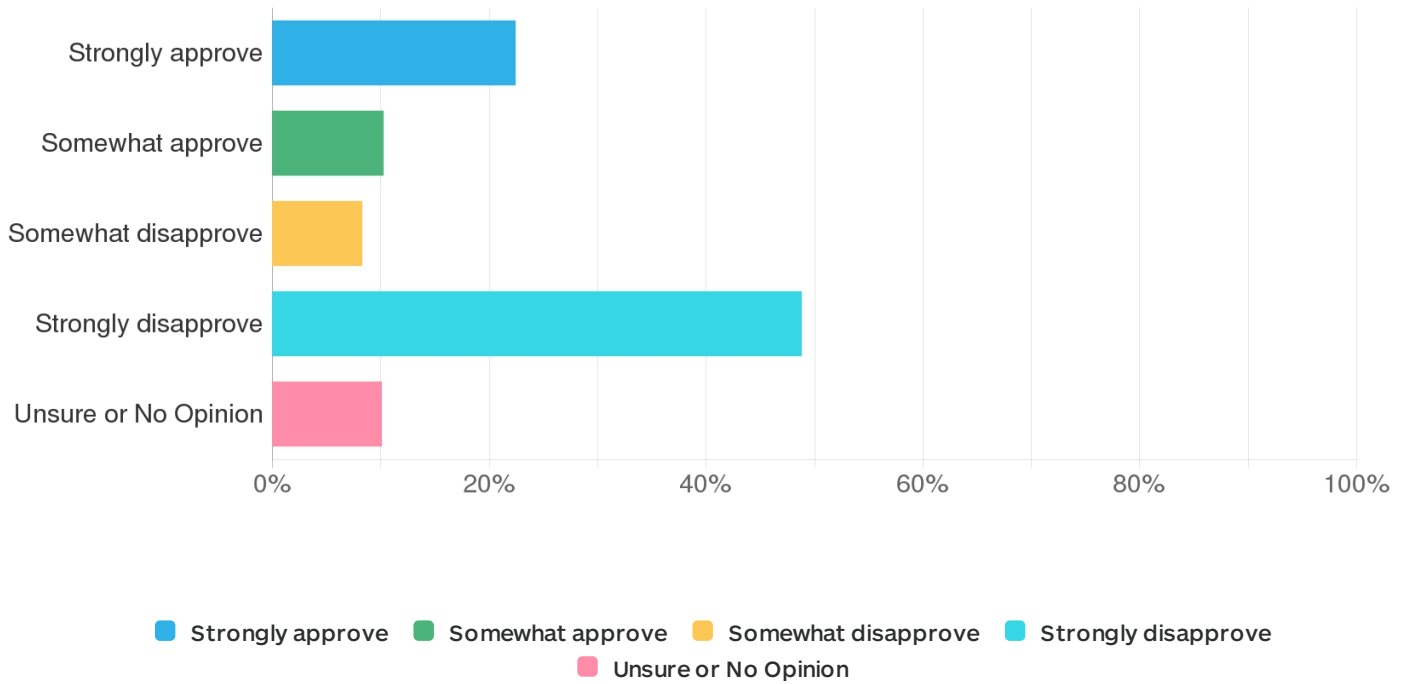


Value	Frequency	Percent
Strongly Approve	104	17.31%
Somewhat Approve	88	14.59%
Somewhat Disapprove	47	7.9%
Strongly Disapprove	284	47.29%
Unsure or no opinion	77	12.91%
<b>Total</b>	<b>600</b>	<b>100%</b>

### Q9: Private Space Protection

Some states have passed legislation that restricts people who were born male, but who now identify as women, to play on girls sports teams and to share facilities that have traditionally been reserved for women. In response to this legislation, companies such as Nike and the Chamber of Commerce, threaten to stage boycotts or levy other economic consequences, such as withholding investment and even jobs from the states. Do you approve or disapprove of this corporate practice of withholding investment based on such legislation?

Sample Size: 600

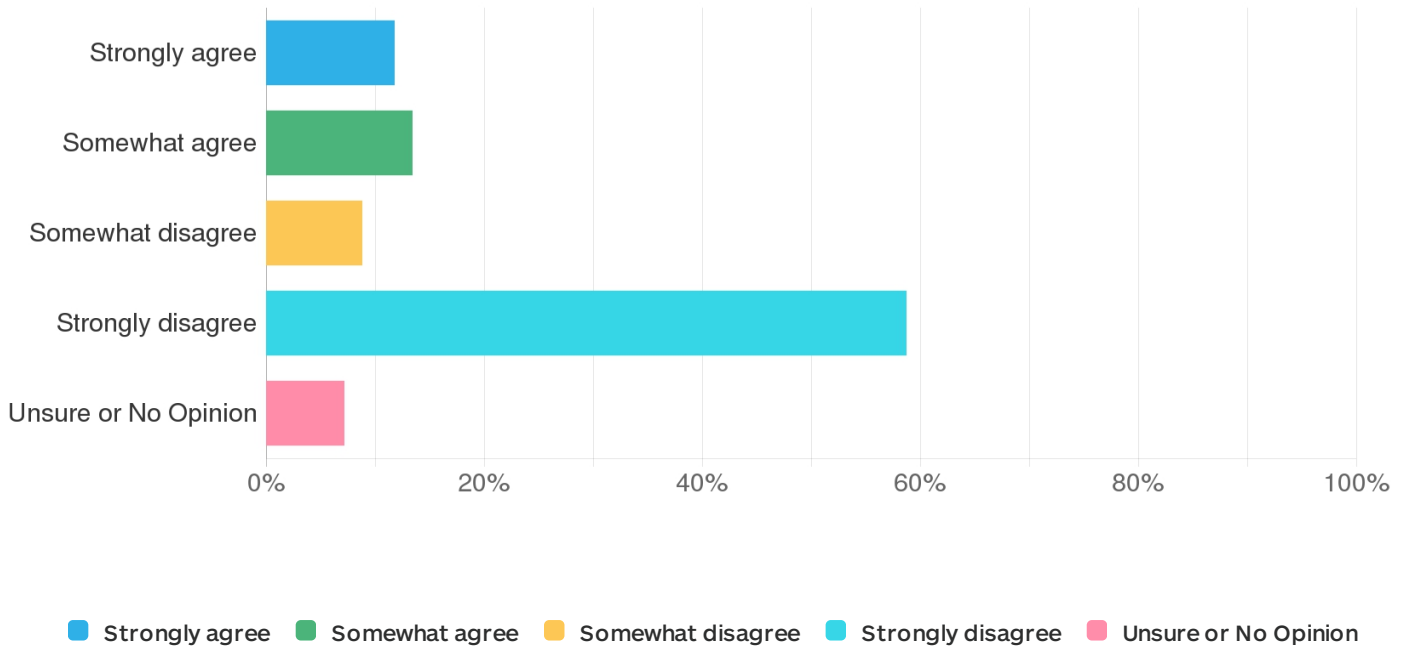


Value	Frequency	Percent
Strongly approve	135	22.44%
Somewhat approve	62	10.27%
Somewhat disapprove	50	8.34%
Strongly disapprove	293	48.84%
Unsure or No Opinion	61	10.12%
<b>Total</b>	<b>600</b>	<b>100%</b>

### Q10: Female Changing Rooms

Someone who was born male but identifies as a woman should be allowed to use female changing rooms where women and girls are changing and/or showering.

Sample Size: 600

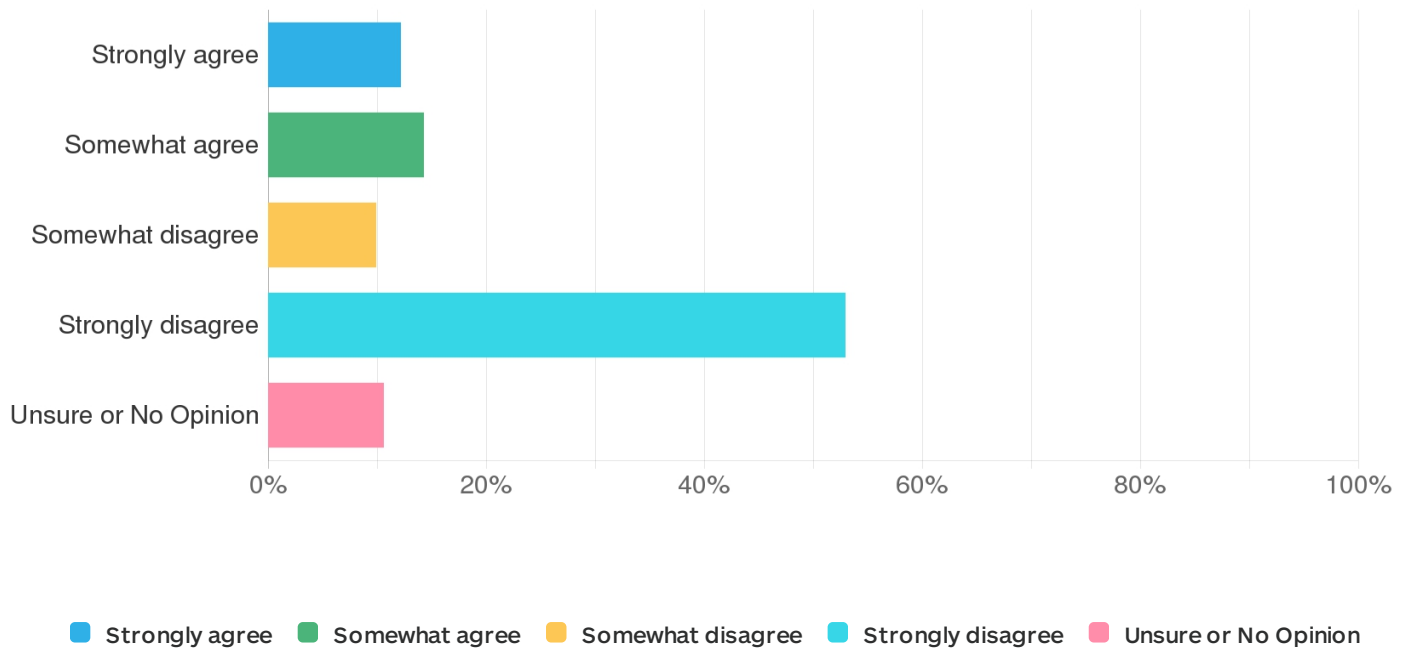


Value	Frequency	Percent
Strongly agree	71	11.82%
Somewhat agree	81	13.42%
Somewhat disagree	53	8.83%
Strongly disagree	352	58.71%
Unsure or No Opinion	43	7.21%
<b>Total</b>	<b>600</b>	<b>100%</b>

**Q11: Women's Prison**

Someone who was born male but identifies as a woman that is sentenced to prison should serve their sentence in a women's prison; sharing a cell with a woman.

Sample Size: 600

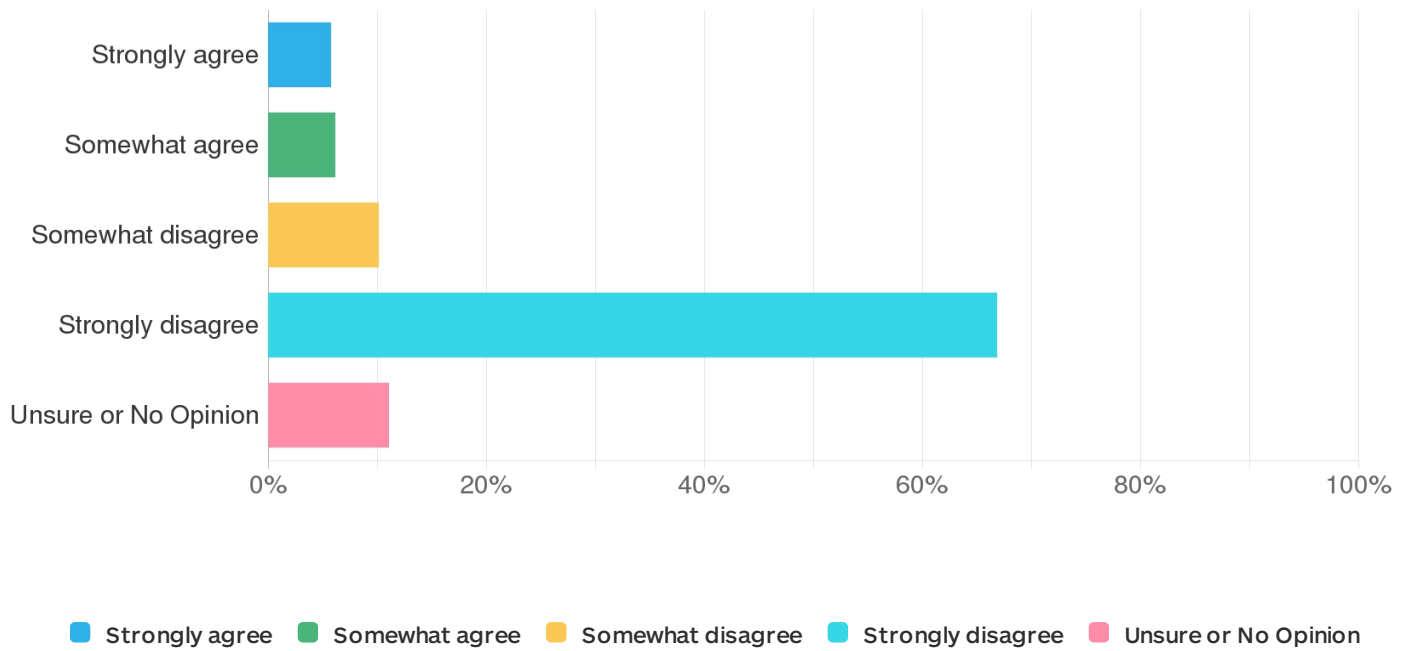


Value	Frequency	Percent
Strongly agree	73	12.21%
Somewhat agree	86	14.33%
Somewhat disagree	59	9.9%
Strongly disagree	318	52.93%
Unsure or No Opinion	64	10.63%
<b>Total</b>	<b>600</b>	<b>100%</b>

**Q12: Sex Offenders Prison**

Someone who was born male but identifies as a woman who is a sex offender or domestic abuser should be allowed to serve their sentence in a women’s prison, and be allowed to share a cell with a woman.

Sample Size: 600

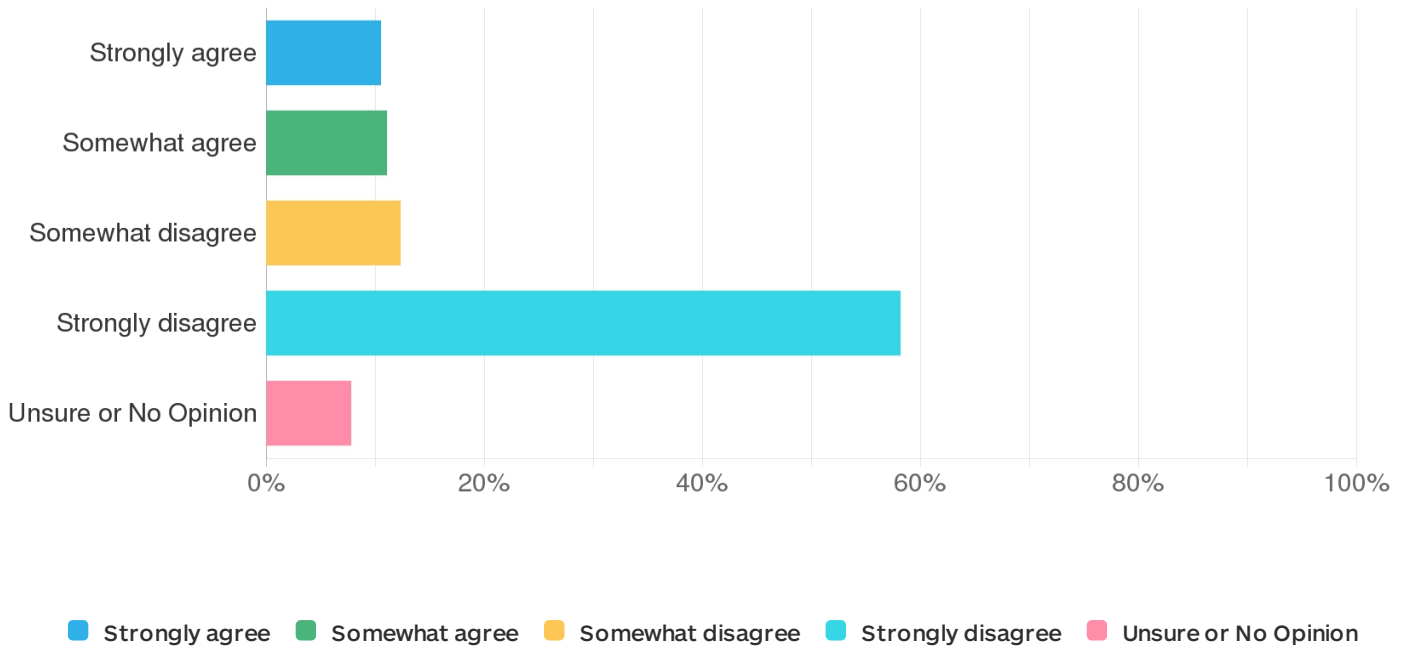


Value	Frequency	Percent
Strongly agree	35	5.78%
Somewhat agree	37	6.15%
Somewhat disagree	61	10.12%
Strongly disagree	401	66.87%
Unsure or No Opinion	66	11.08%
<b>Total</b>	<b>600</b>	<b>100%</b>

**Q13: Homeless Shelters**

Someone who was born male but identifies as a woman should be admitted to women-only homeless or domestic violence shelters where there may be communal sleeping or showering areas.

Sample Size: 600

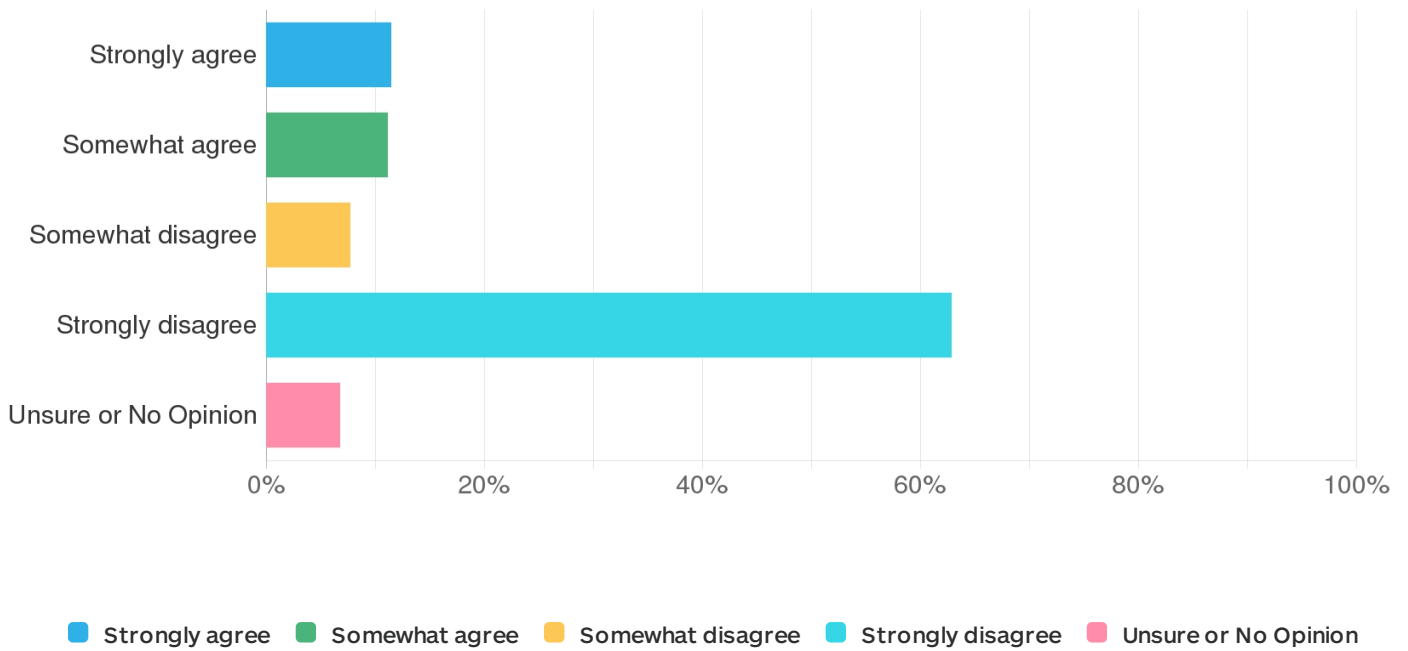


Value	Frequency	Percent
Strongly agree	63	10.55%
Somewhat agree	67	11.1%
Somewhat disagree	74	12.34%
Strongly disagree	349	58.2%
Unsure or No Opinion	47	7.81%
<b>Total</b>	<b>600</b>	<b>100%</b>

**Q14: Women's Athletics**

Someone who was born male but identifies as a woman should be allowed to compete in girls' or women's athletics.

Sample Size: 600

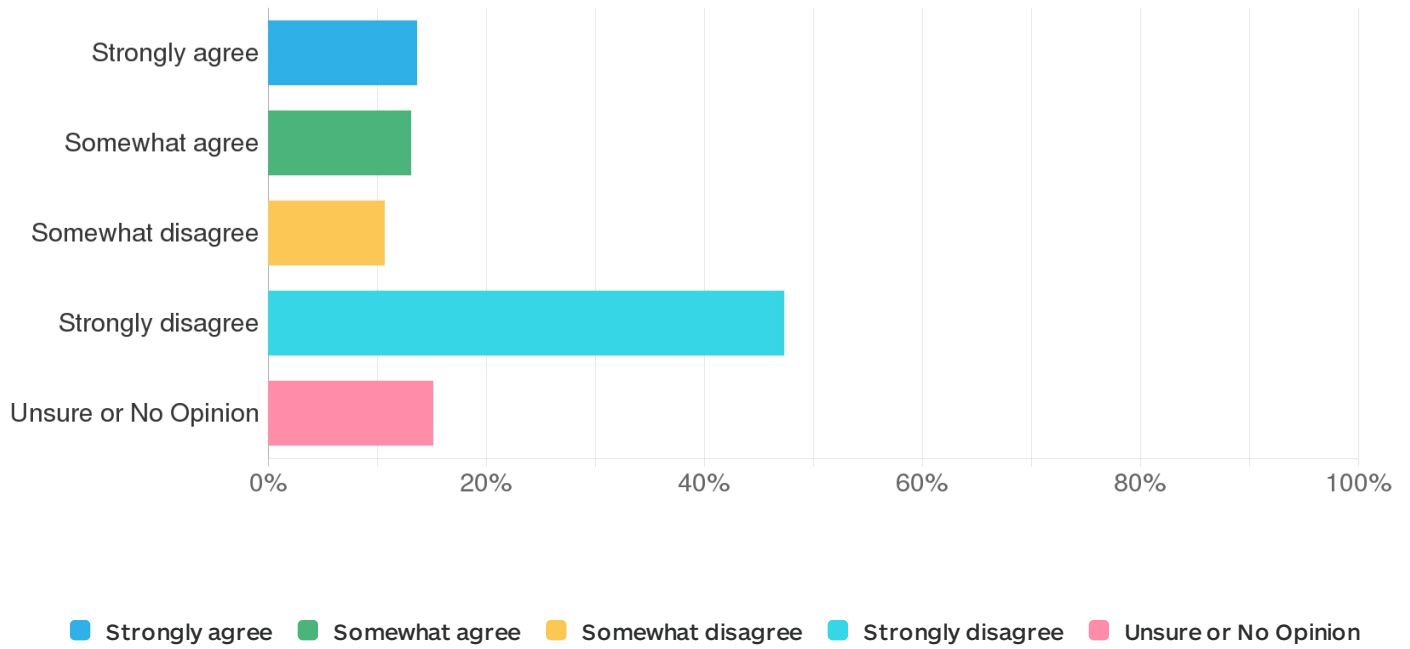


Value	Frequency	Percent
Strongly agree	69	11.46%
Somewhat agree	67	11.14%
Somewhat disagree	46	7.71%
Strongly disagree	377	62.9%
Unsure or No Opinion	41	6.79%
<b>Total</b>	<b>600</b>	<b>100%</b>

**Q15: Female Healthcare Provider**

If women request a female healthcare provider when undergoing intimate medical examinations or procedures, it is acceptable for the facility to assign a doctor or nurse that was born male but identifies as a female.

Sample Size: 600



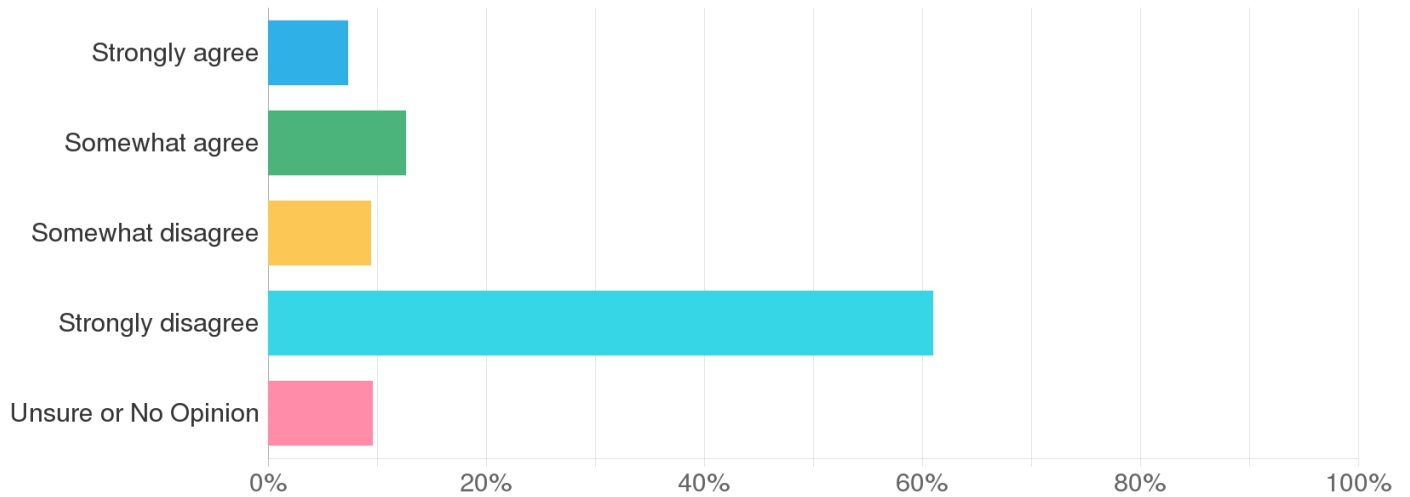
Value	Frequency	Percent
Strongly agree	82	13.69%
Somewhat agree	79	13.09%
Somewhat disagree	64	10.71%
Strongly disagree	284	47.38%
Unsure or No Opinion	91	15.13%
<b>Total</b>	<b>600</b>	<b>100%</b>



### Q16: Cosmetic Surgeries

Do you agree or disagree that children who say they identify as transgender should be allowed to undergo cosmetic surgeries to resemble the opposite sex or take off-label medications and hormones that can make them sterile while they are under the age of 18?

Sample Size: 600



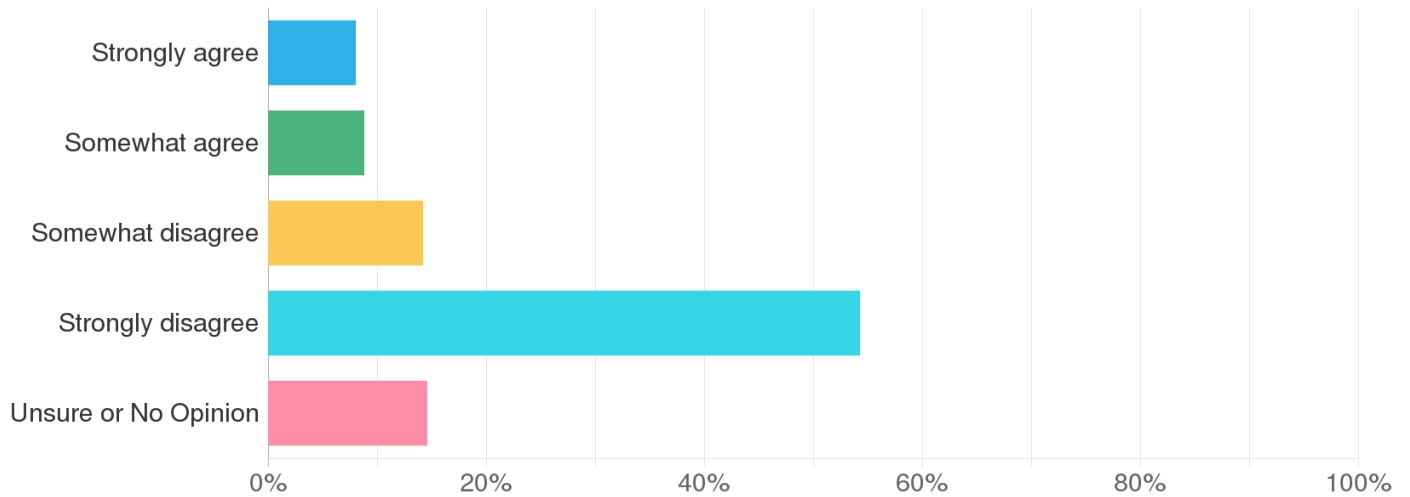
Strongly agree   Somewhat agree   Somewhat disagree   Strongly disagree   Unsure or No Opinion

Value	Frequency	Percent
Strongly agree	44	7.35%
Somewhat agree	76	12.62%
Somewhat disagree	57	9.43%
Strongly disagree	366	60.99%
Unsure or No Opinion	58	9.62%
<b>Total</b>	<b>600</b>	<b>100%</b>

### Q17: Surgery Custody

Do you agree or disagree that parents should lose custody on grounds of medical abuse or neglect, for refusing to allow trans-identified children, who are under the age of 18, to undergo cosmetic surgeries to resemble the opposite sex or take off-label medications and hormones that can make them sterile?

Sample Size: 600



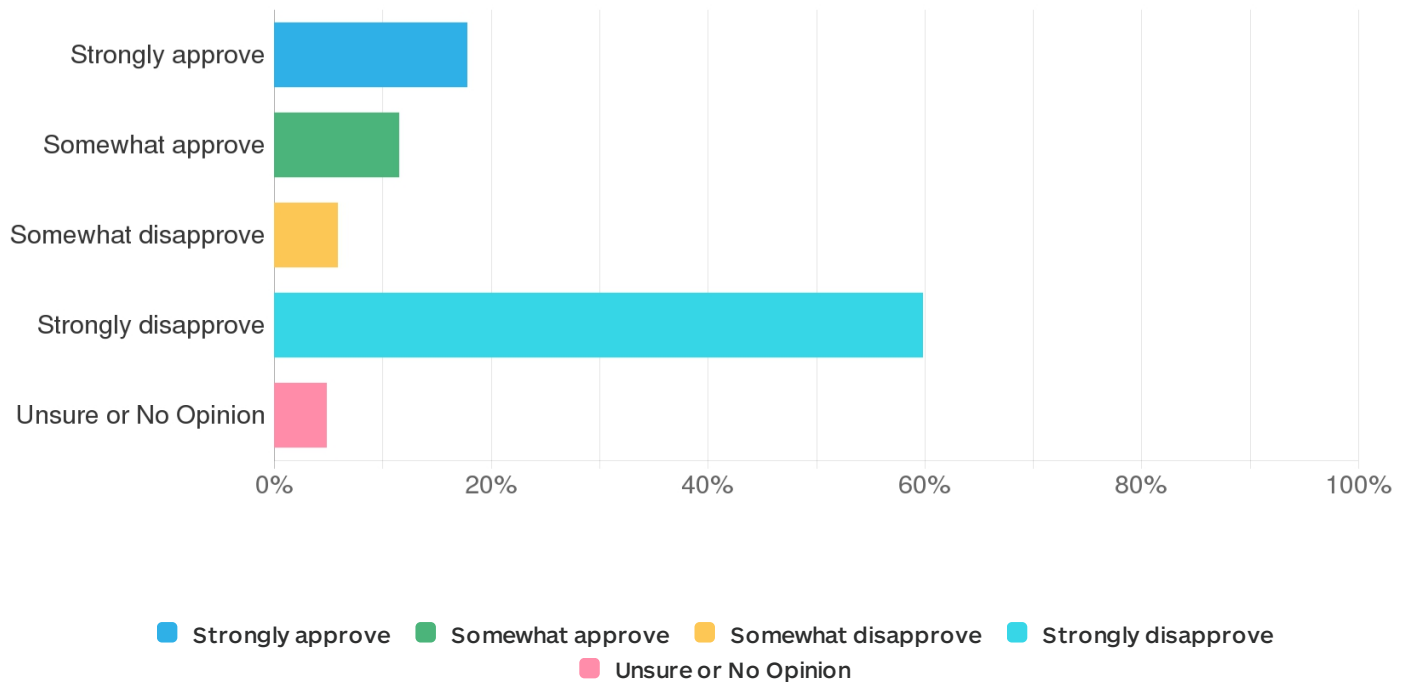
Strongly agree   Somewhat agree   Somewhat disagree   Strongly disagree   Unsure or No Opinion

Value	Frequency	Percent
Strongly agree	48	8.03%
Somewhat agree	53	8.84%
Somewhat disagree	85	14.23%
Strongly disagree	326	54.3%
Unsure or No Opinion	88	14.59%
<b>Total</b>	<b>600</b>	<b>100%</b>

**Q18: Biden Soldier Order**

Do you approve or disapprove of President Joe Biden's recent Executive Order allowing soldiers who were born male but identify as female to shower, change, and bunk with female soldiers in shared facilities?

Sample Size: 600



Value	Frequency	Percent
Strongly approve	107	17.85%
Somewhat approve	69	11.57%
Somewhat disapprove	35	5.87%
Strongly disapprove	359	59.87%
Unsure or No Opinion	29	4.84%
<b>Total</b>	<b>600</b>	<b>100%</b>

**Q19: Employee Fired**

Should employees be protected from being fired for believing that people can't change their biological sex?

Sample Size: 600



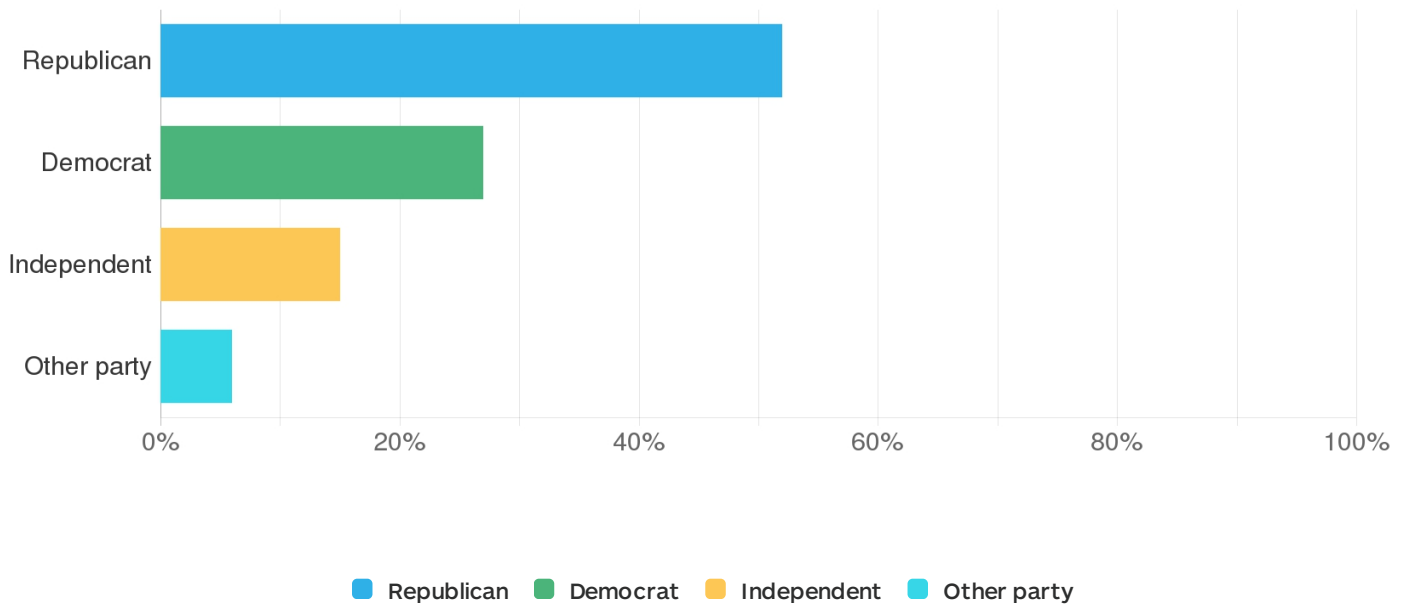
■ Yes ■ No ■ Unsure or no opinion

Value	Frequency	Percent
Yes	171	28.53%
No	250	41.71%
Unsure or no opinion	179	29.76%
<b>Total</b>	<b>600</b>	<b>100%</b>

**Q20: Registered Party**

Are you a registered Republican, Democrat or Independent?

Sample Size: 600

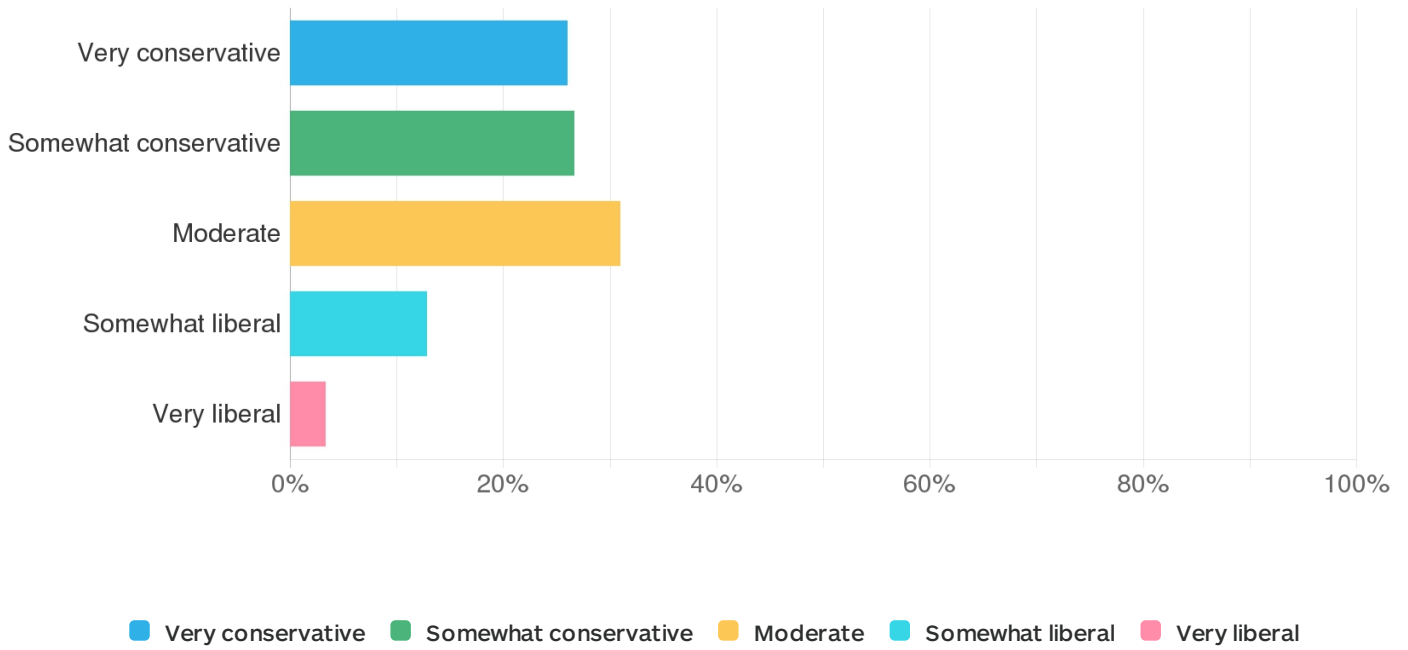


Value	Frequency	Percent
Republican	312	52%
Democrat	162	27%
Independent	90	15%
Other party	36	6%
<b>Total</b>	<b>600</b>	<b>100%</b>

**Q21: Ideology**

What is your political ideology?

Sample Size: 600



Value	Frequency	Percent
Very conservative	156	26.05%
Somewhat conservative	160	26.69%
Moderate	186	30.98%
Somewhat liberal	77	12.89%
Very liberal	20	3.39%
<b>Total</b>	<b>600</b>	<b>100%</b>

**Q22: Gender**

What is your gender?

Sample Size: 600



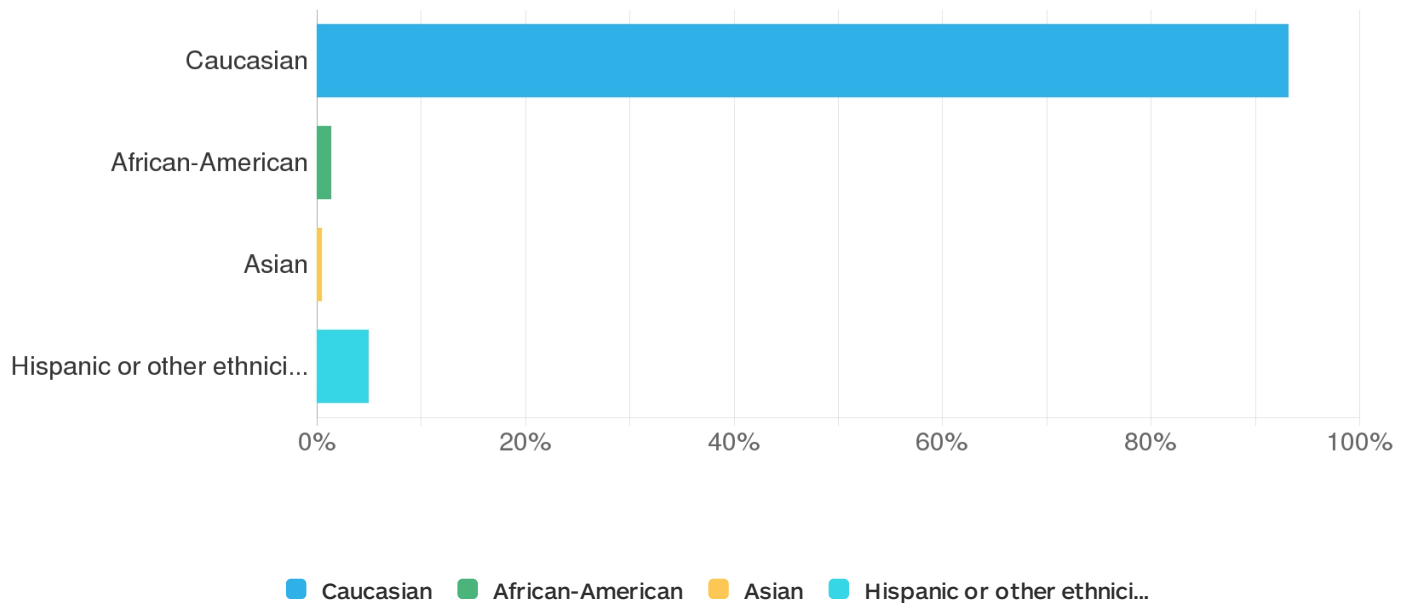
■ Male ■ Female

Value	Frequency	Percent
Male	306	51%
Female	294	49%
<b>Total</b>	<b>600</b>	<b>100%</b>

**Q23: Race**

What is your ethnicity? Are you....

Sample Size: 600



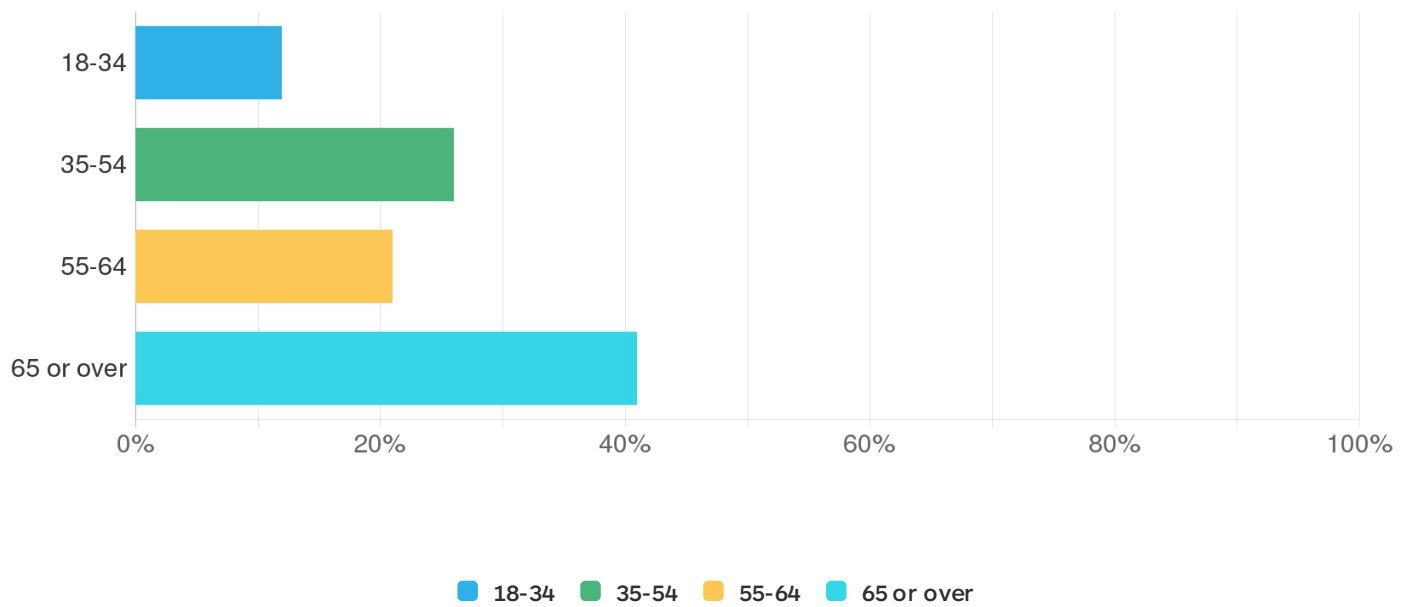
Value	Frequency	Percent
Caucasian	559	93.23%
African-American	8	1.35%
Asian	3	0.46%
Hispanic or other ethnicity	30	4.96%
<b>Total</b>	<b>600</b>	<b>100%</b>



## Q24: Age

What is your age? Are you...

Sample Size: 600

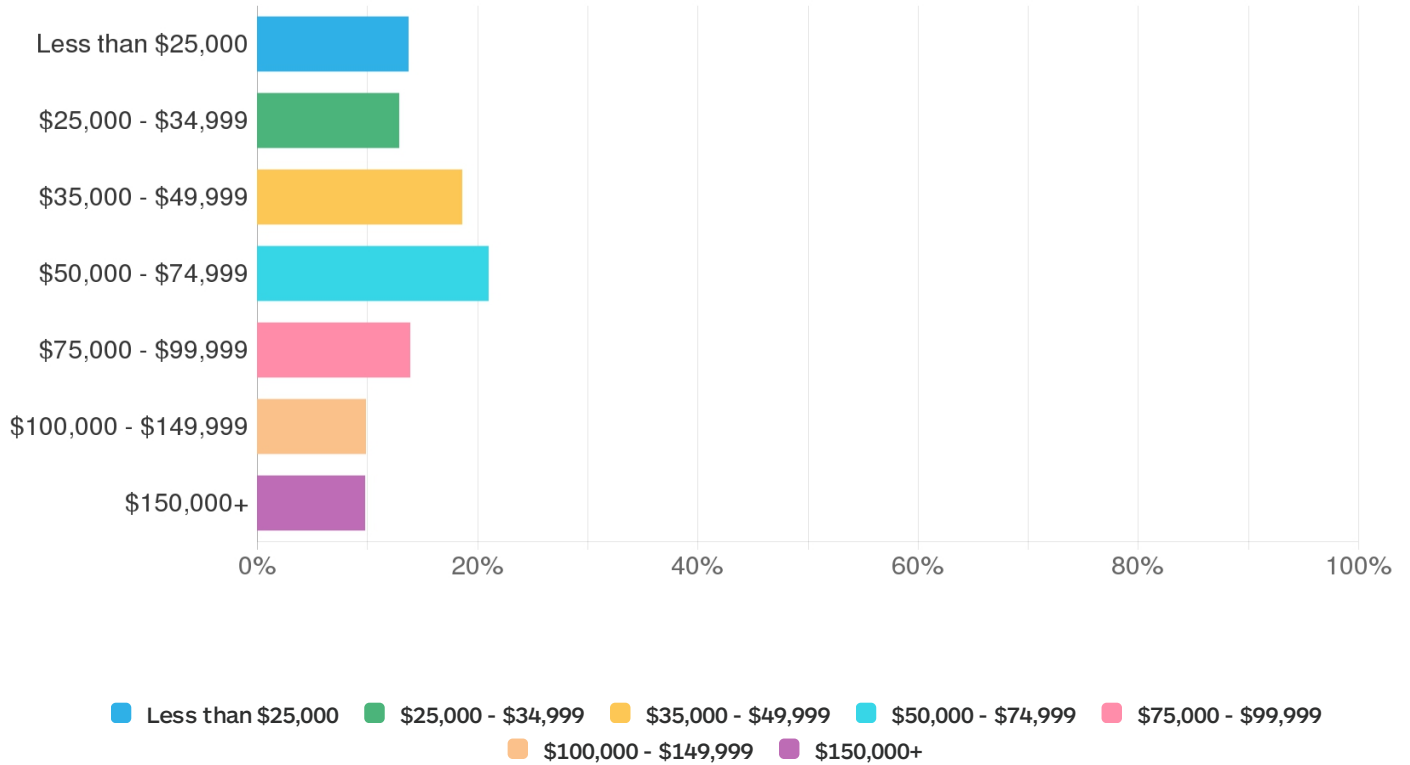


Value	Frequency	Percent
18-34	72	12%
35-54	156	26%
55-64	126	21%
65 or over	246	41%
<b>Total</b>	<b>600</b>	<b>100%</b>

**Q25: HHIncome**

What is your annual household income?

Sample Size: 600

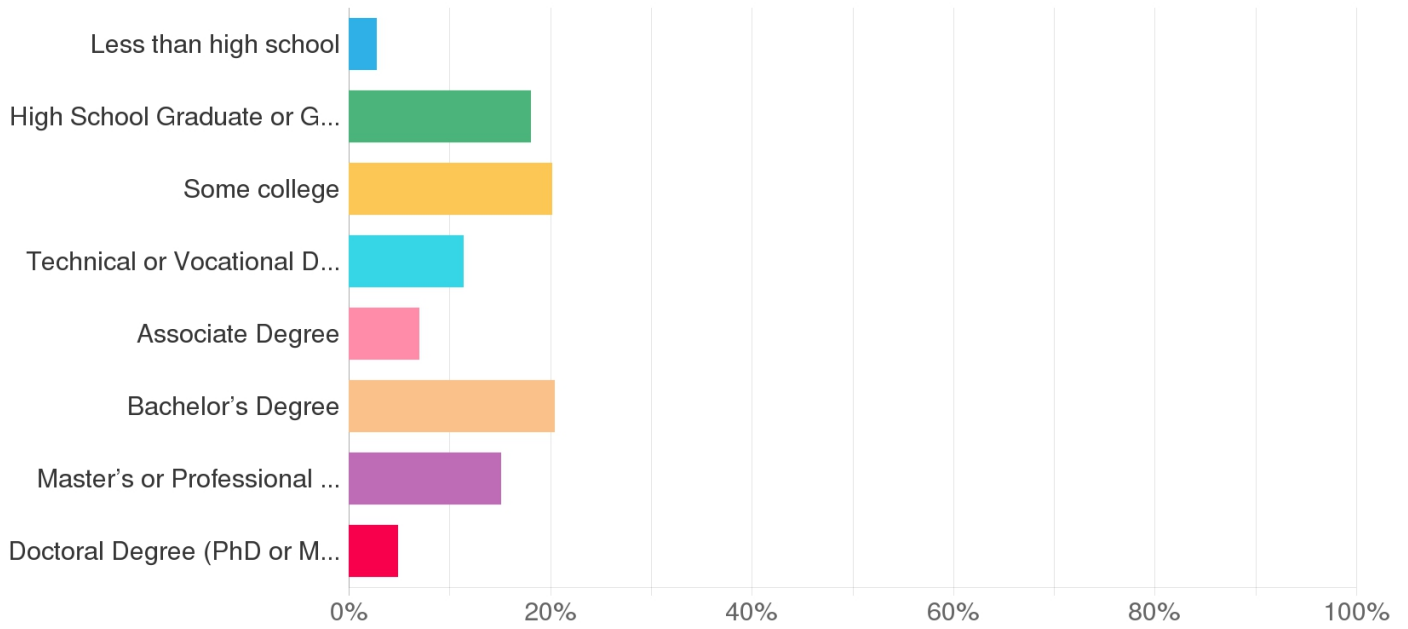


Value	Frequency	Percent
Less than \$25,000	83	13.75%
\$25,000 - \$34,999	77	12.89%
\$35,000 - \$49,999	112	18.61%
\$50,000 - \$74,999	126	21.05%
\$75,000 - \$99,999	84	13.95%
\$100,000 - \$149,999	60	9.92%
\$150,000+	59	9.83%
<b>Total</b>	<b>600</b>	<b>100%</b>

**Q26: Education**

What is your highest level of education?

Sample Size: 600



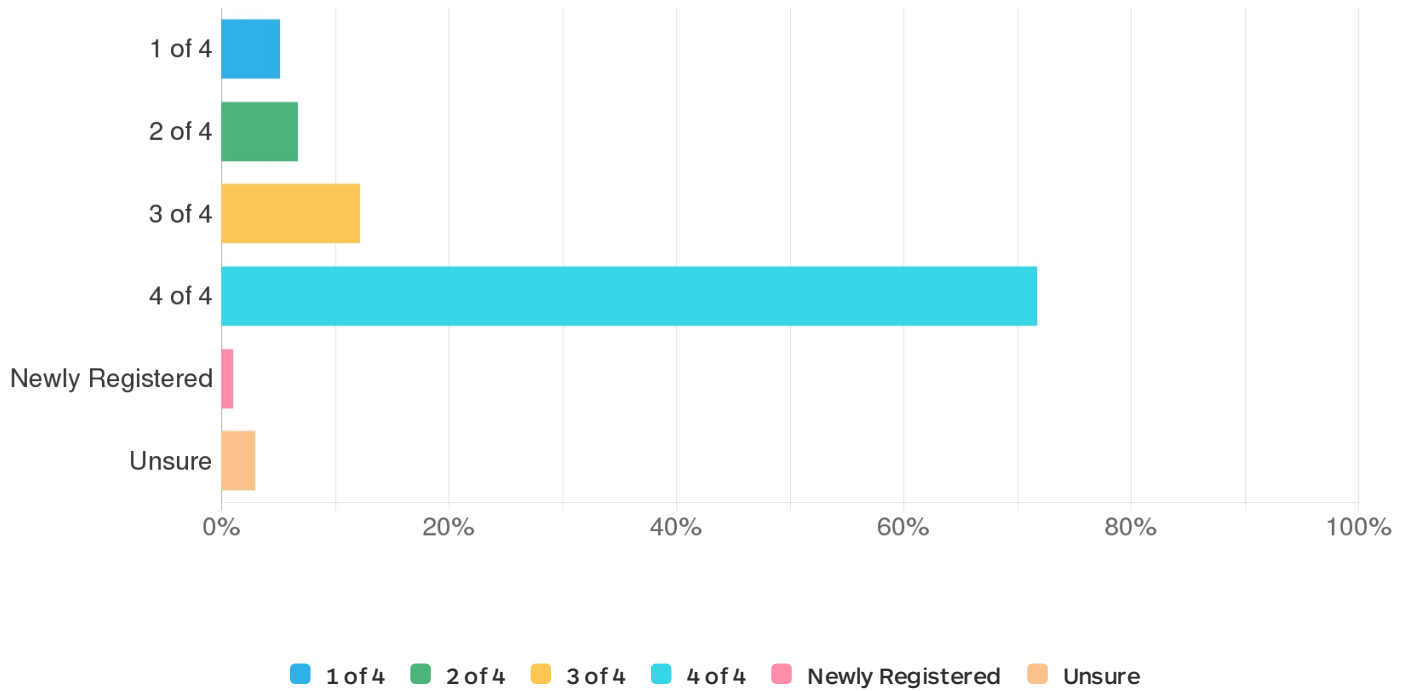
■ Less than high school  
 ■ High School Graduate or GED  
 ■ Some college  
 ■ Technical or Vocational D...  
■ Associate Degree  
 ■ Bachelor's Degree  
 ■ Master's or Professional ...  
 ■ Doctoral Degree (PhD or M...

Value	Frequency	Percent
Less than high school	17	2.79%
High School Graduate or GED	109	18.11%
Some college	121	20.19%
Technical or Vocational Degree	68	11.37%
Associate Degree	42	7.05%
Bachelor's Degree	123	20.43%
Master's or Professional Degree	91	15.15%
Doctoral Degree (PhD or MD)	29	4.91%
<b>Total</b>	<b>600</b>	<b>100%</b>

### Q27: Vote Propensity

When thinking about the South Dakota general elections in 2014, 2016, 2018 and 2020- how many of these elections did you vote in?

Sample Size: 600



Value	Frequency	Percent
1 of 4	31	5.2%
2 of 4	40	6.73%
3 of 4	73	12.22%
4 of 4	431	71.75%
Newly Registered	6	1.08%
Unsure	18	3.01%
<b>Total</b>	<b>600</b>	<b>100%</b>