



# SPRY Strategies

---

## WOLF New York State Policy 3.9.21

### Survey Results

Performed by Spry Strategies

The WOLF New York Public Opinion Survey was conducted by IVR and Online Mobile Interviews from March 12 - March 15 among a random sample of 1000 likely voters. The survey has a margin of error of +/- 3.1 percentage points. Results are weighted. Some percentages in crosstab reports for this poll may not add to 100% due to rounding.

**Q1: Voter Screen**

Are you 18 years of age and registered to vote in the state of New York?

Sample Size: 1,000



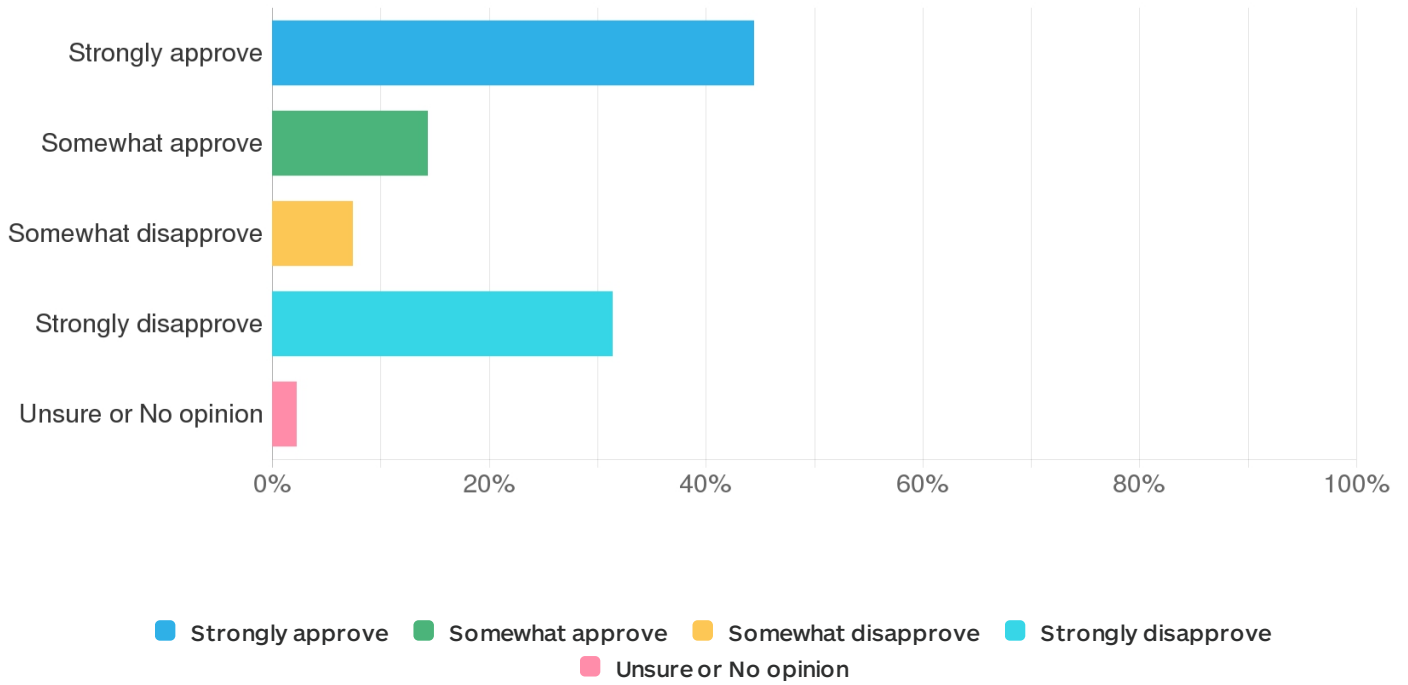
■ Yes

Value	Frequency	Percent
Yes	1,000	100%
<b>Total</b>	<b>1,000</b>	<b>100%</b>

## Q2: Biden Approval

Do you approve or disapprove of the job Joe Biden is doing as President?

Sample Size: 1,000

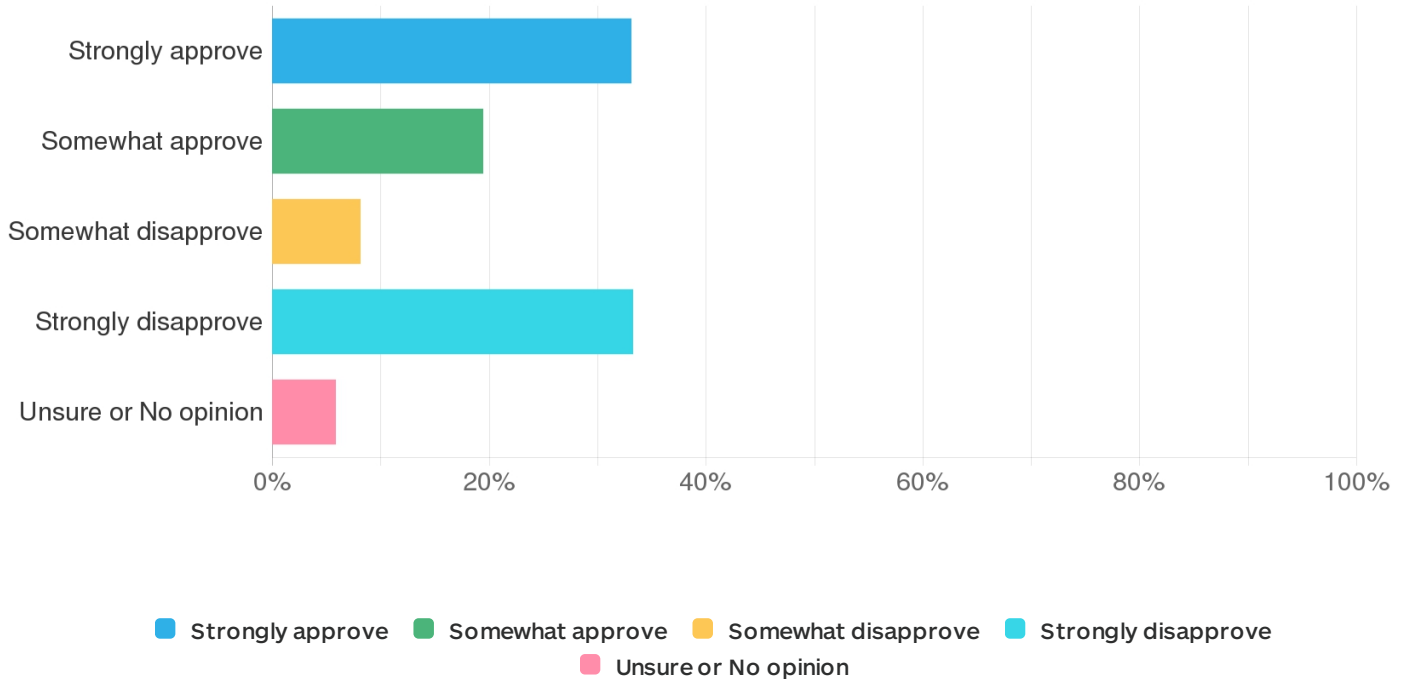


Value	Frequency	Percent
Strongly approve	445	44.48%
Somewhat approve	144	14.36%
Somewhat disapprove	74	7.43%
Strongly disapprove	314	31.41%
Unsure or No opinion	23	2.31%
<b>Total</b>	<b>1,000</b>	<b>100%</b>

### Q3: Schumer Approval

Do you approve or disapprove of the job Chuck Schumer is doing as Senator?

Sample Size: 1,000

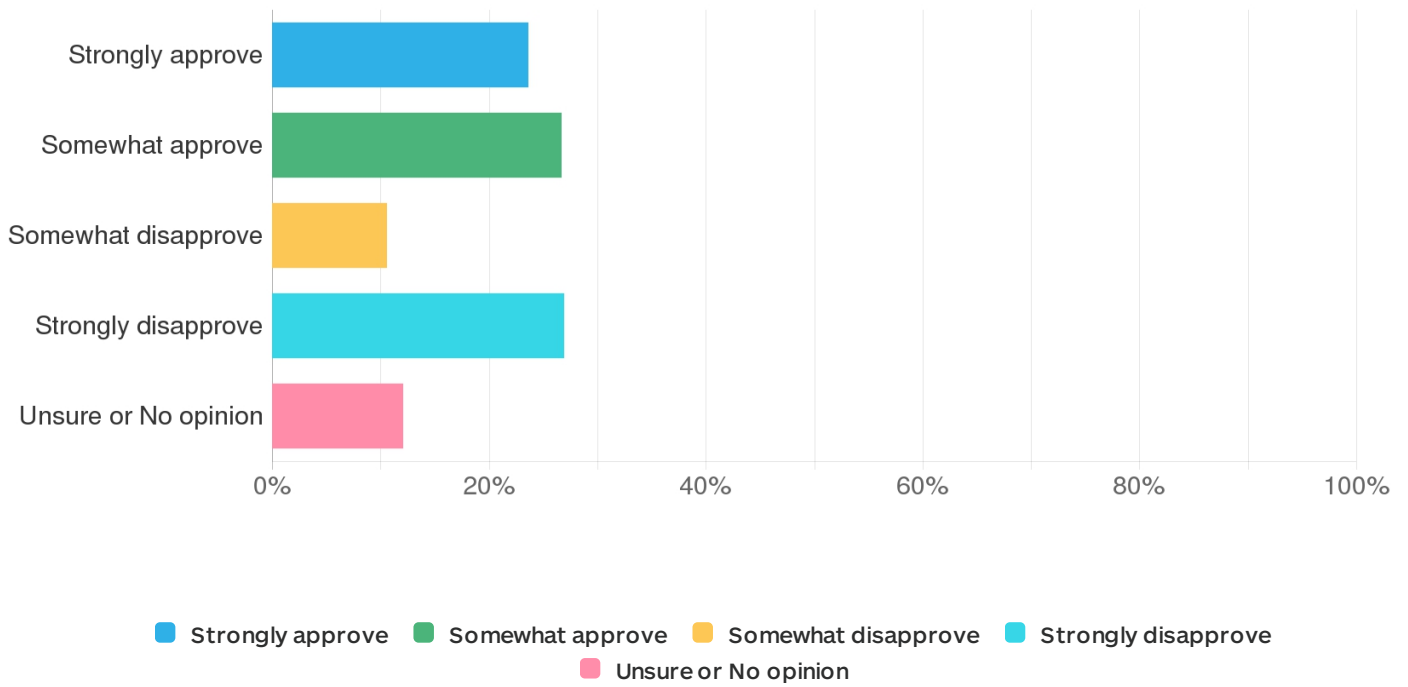


Value	Frequency	Percent
Strongly approve	332	33.18%
Somewhat approve	195	19.46%
Somewhat disapprove	82	8.16%
Strongly disapprove	333	33.29%
Unsure or No opinion	59	5.91%
<b>Total</b>	<b>1,000</b>	<b>100%</b>

#### Q4: Gillibrand Approval

Do you approve or disapprove of the job Kristen Gillibrand is doing as Senator?

Sample Size: 1,000

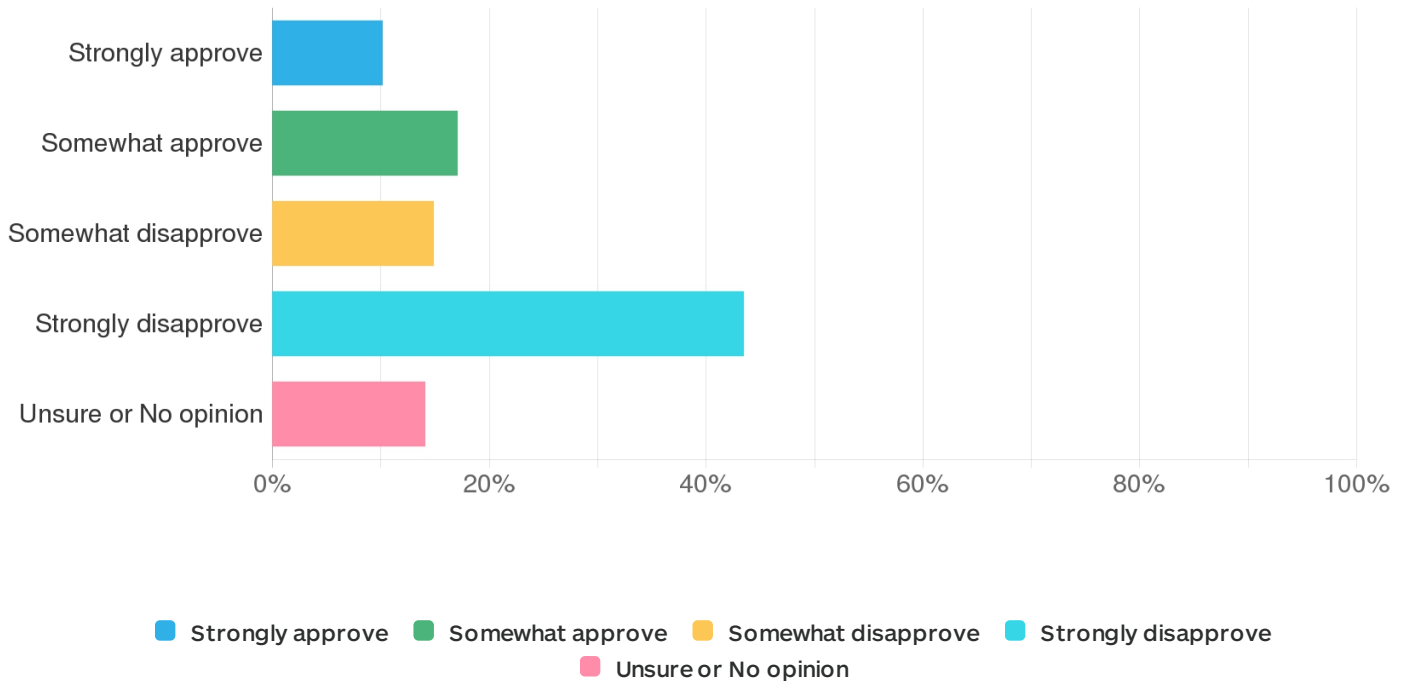


Value	Frequency	Percent
Strongly approve	236	23.61%
Somewhat approve	267	26.72%
Somewhat disapprove	106	10.62%
Strongly disapprove	269	26.93%
Unsure or No opinion	121	12.11%
<b>Total</b>	<b>1,000</b>	<b>100%</b>

### Q5: de Blasio Approval

Do you approve or disapprove of the job Bill de Blasio is doing as Mayor?

Sample Size: 1,000

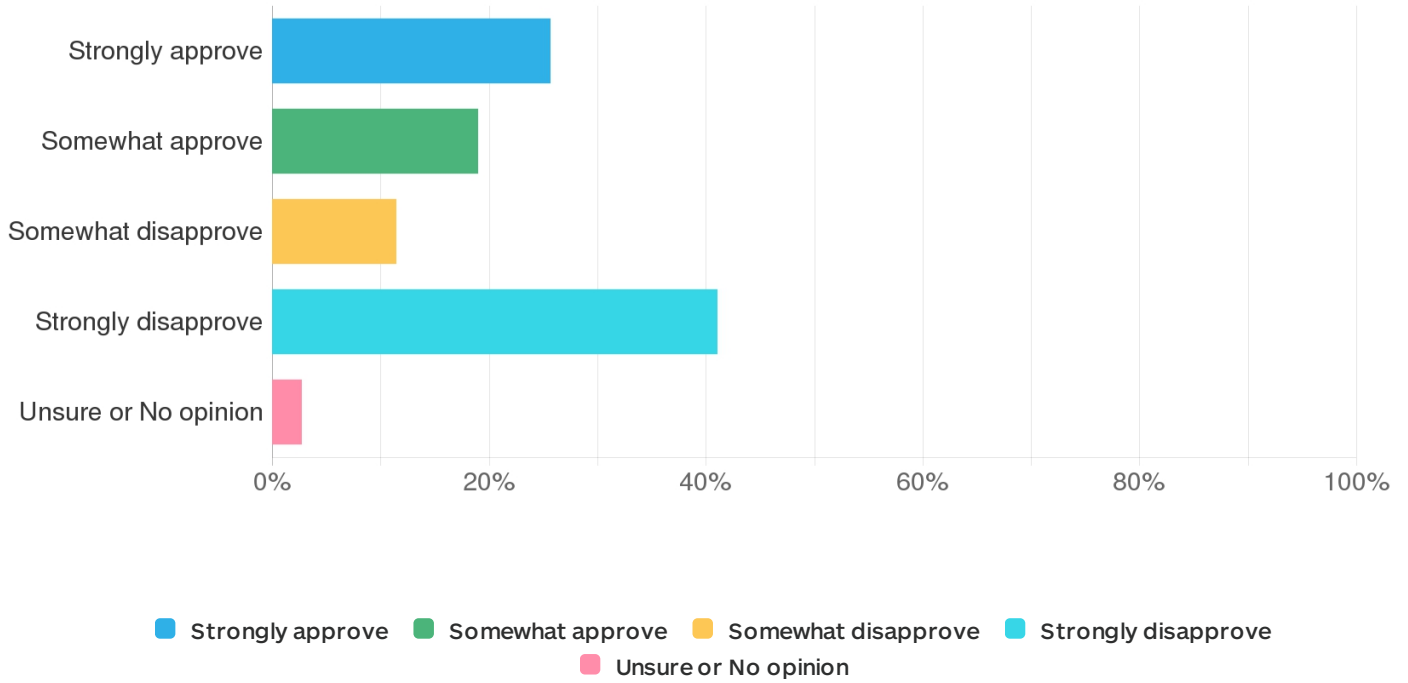


Value	Frequency	Percent
Strongly approve	102	10.21%
Somewhat approve	171	17.12%
Somewhat disapprove	150	14.96%
Strongly disapprove	436	43.55%
Unsure or No opinion	142	14.15%
<b>Total</b>	<b>1,000</b>	<b>100%</b>

### Q6: Cuomo Approval

Do you approve or disapprove of the job Andrew Cuomo is doing as Governor?

Sample Size: 1,000

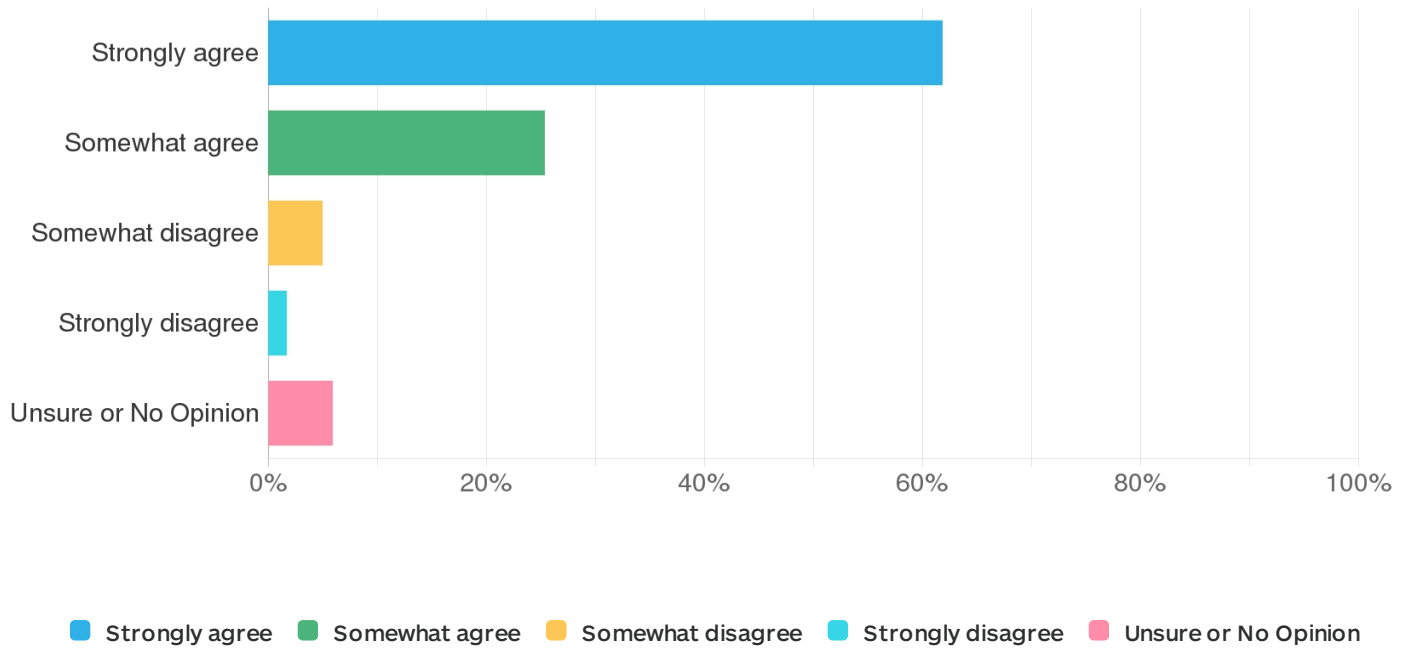


Value	Frequency	Percent
Strongly approve	257	25.68%
Somewhat approve	190	18.98%
Somewhat disapprove	115	11.47%
Strongly disapprove	411	41.09%
Unsure or No opinion	28	2.78%
<b>Total</b>	<b>1,000</b>	<b>100%</b>

### Q7: Employee Protection

Do you believe that employees should generally be allowed to express spiritual or personal convictions outside of the workplace without getting fired?

Sample Size: 1,000



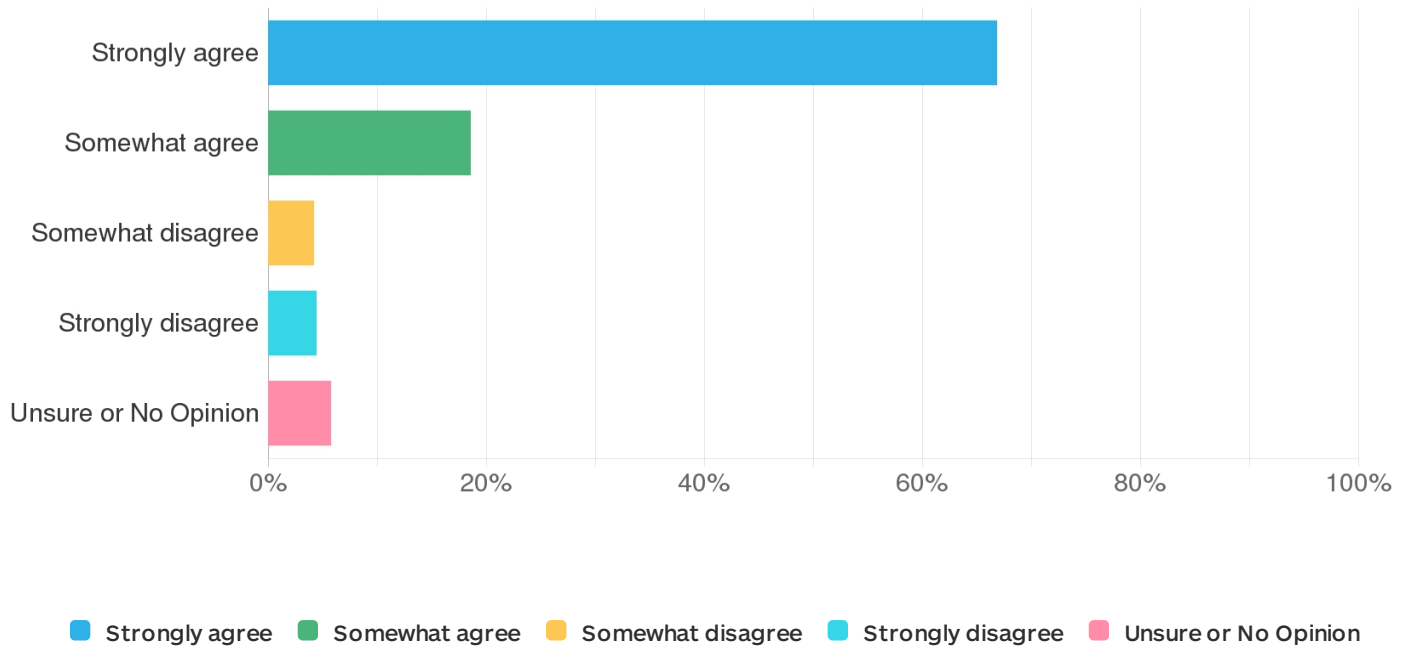
Value	Frequency	Percent
Strongly agree	619	61.88%
Somewhat agree	254	25.4%
Somewhat disagree	50	5.04%
Strongly disagree	17	1.75%
Unsure or No Opinion	59	5.93%
<b>Total</b>	<b>1,000</b>	<b>100%</b>



### Q8: Transgender Protections

Do you believe that people who are gay or who identify as transgender should be protected from discrimination in employment, housing, and public accommodations?

Sample Size: 1,000

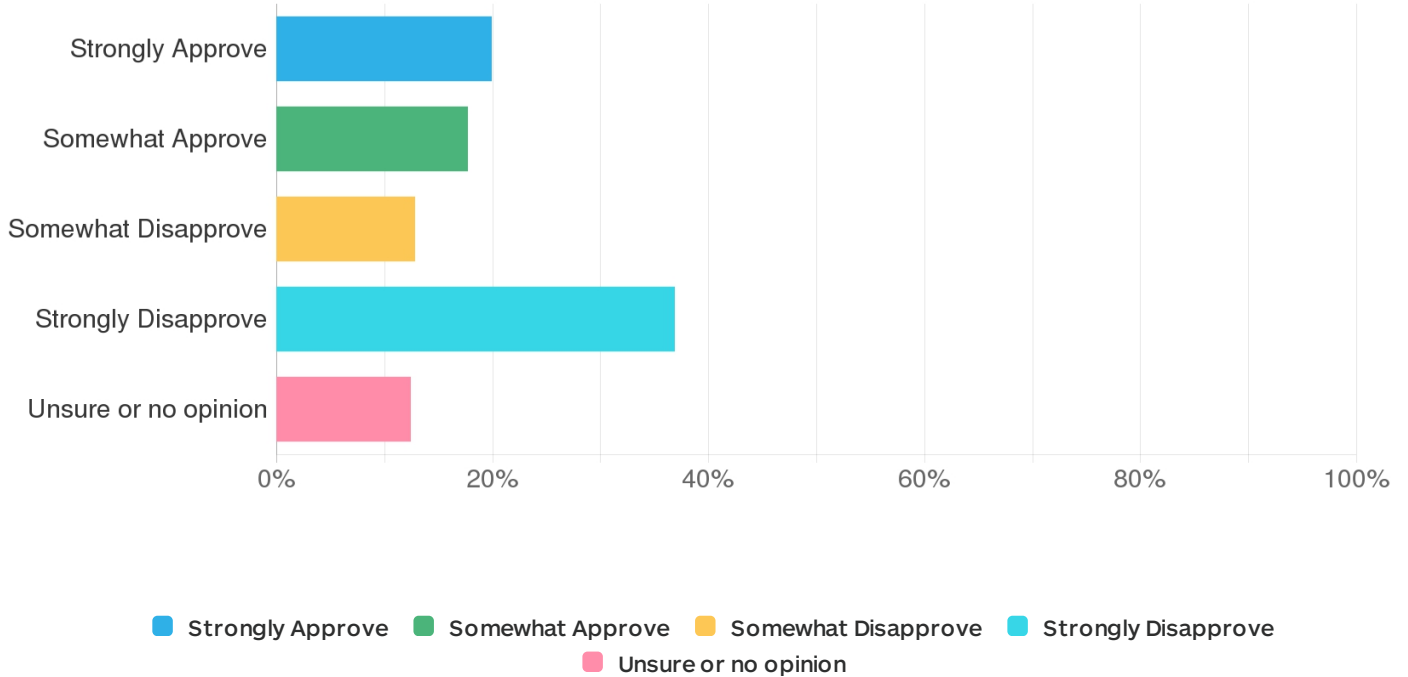


Value	Frequency	Percent
Strongly agree	669	66.91%
Somewhat agree	186	18.56%
Somewhat disagree	43	4.25%
Strongly disagree	45	4.45%
Unsure or No Opinion	58	5.82%
<b>Total</b>	<b>1,000</b>	<b>100%</b>

### Q9: Twitter Suspension

As you may be aware, Twitter has been suspending the accounts of users who believe that human beings cannot change sex. These suspensions have included women’s rights campaigners, and charitable organizations that promote traditional, religious family values. Do you approve or disapprove of Twitter’s decision to suspend these accounts?

Sample Size: 1,000

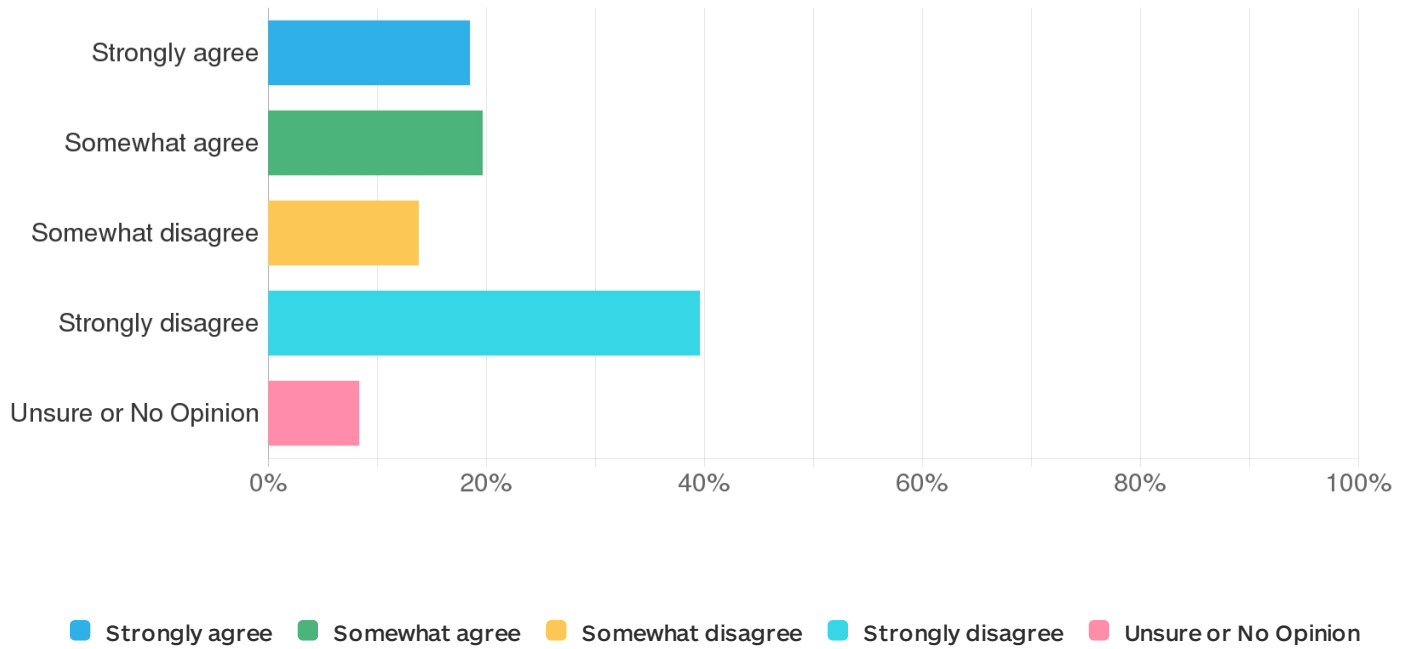


Value	Frequency	Percent
Strongly Approve	200	19.97%
Somewhat Approve	178	17.78%
Somewhat Disapprove	129	12.89%
Strongly Disapprove	369	36.93%
Unsure or no opinion	124	12.42%
<b>Total</b>	<b>1,000</b>	<b>100%</b>

### Q10: Changing Rooms

Someone who was born male but identifies as a woman should be allowed to use female changing rooms where women and girls are changing and/or showering.

Sample Size: 1,000

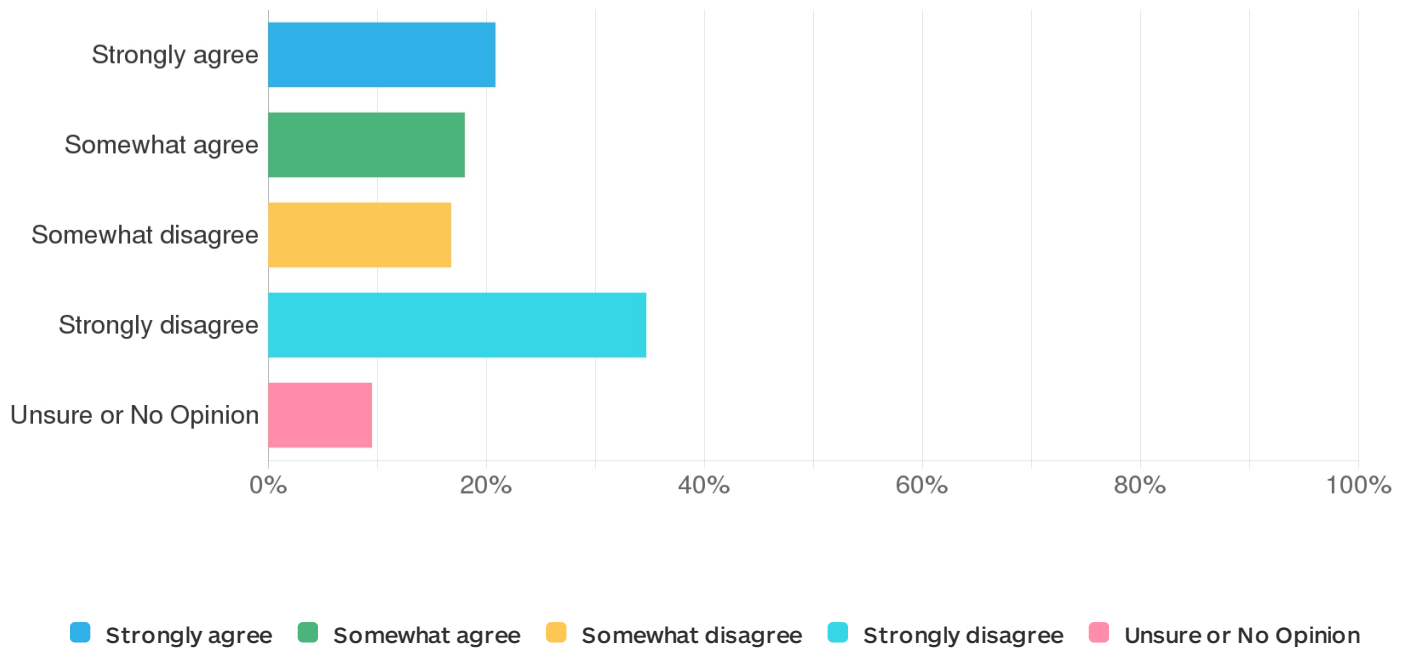


Value	Frequency	Percent
Strongly agree	185	18.53%
Somewhat agree	197	19.68%
Somewhat disagree	138	13.79%
Strongly disagree	396	39.64%
Unsure or No Opinion	84	8.36%
<b>Total</b>	<b>1,000</b>	<b>100%</b>

### Q11: Homeless Shelters

Someone who was born male but identifies as a woman should be admitted to women-only homeless or domestic violence shelters where there may be communal sleeping or showering areas.

Sample Size: 1,000

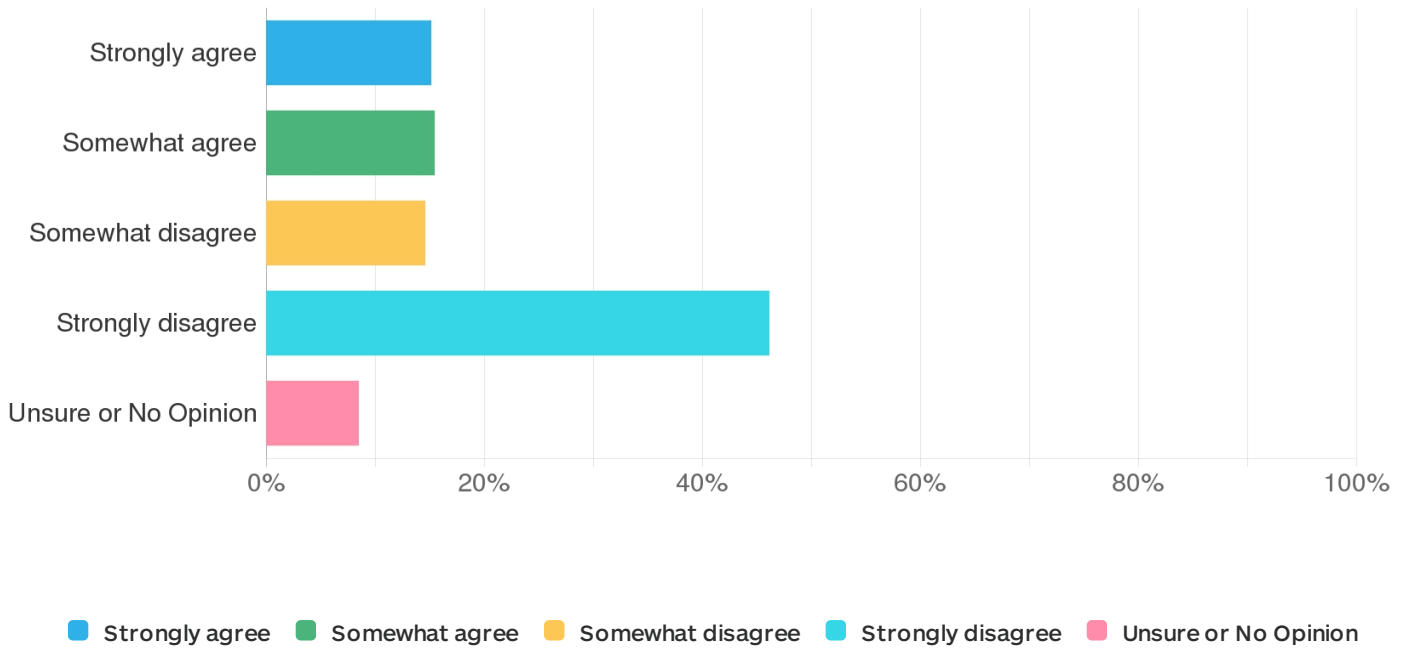


Value	Frequency	Percent
Strongly agree	209	20.87%
Somewhat agree	181	18.06%
Somewhat disagree	168	16.83%
Strongly disagree	347	34.72%
Unsure or No Opinion	95	9.52%
<b>Total</b>	<b>1,000</b>	<b>100%</b>

**Q12: Women's Athletics**

Someone who was born male but identifies as a woman should be allowed to compete in girls' or women's athletics.

Sample Size: 1,000

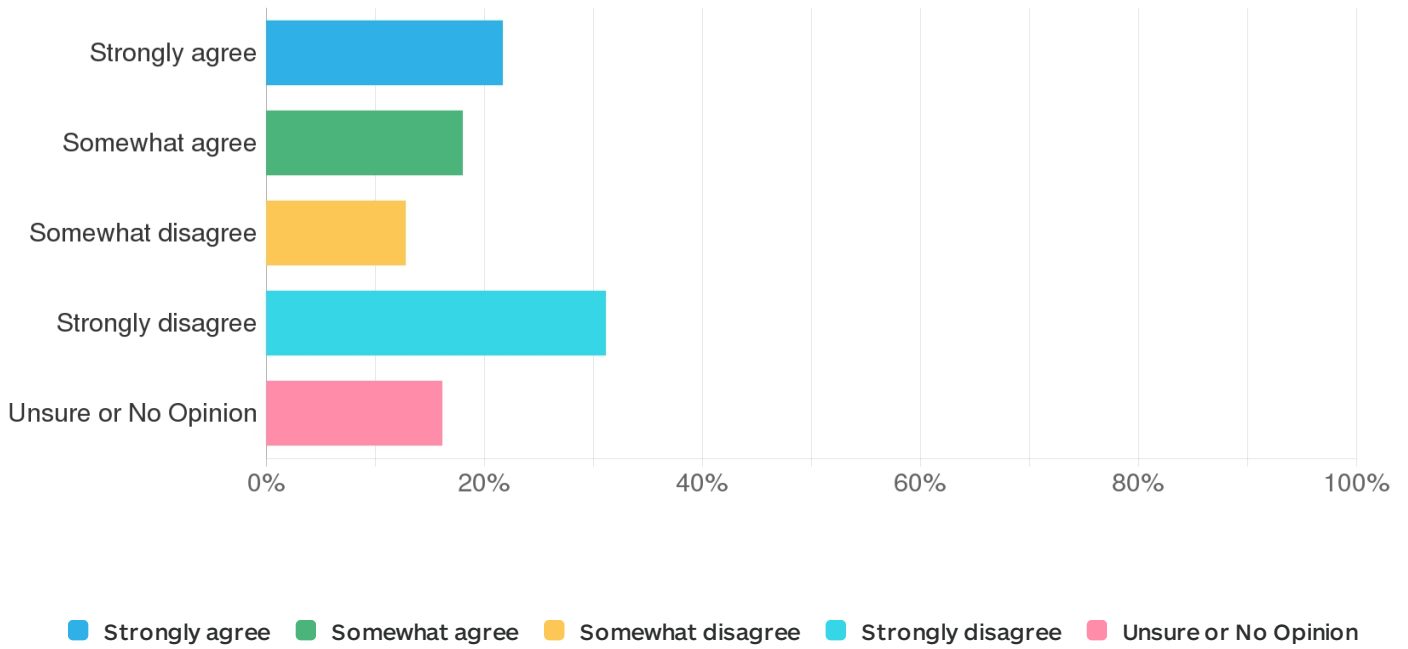


Value	Frequency	Percent
Strongly agree	152	15.17%
Somewhat agree	155	15.47%
Somewhat disagree	146	14.65%
Strongly disagree	462	46.16%
Unsure or No Opinion	86	8.55%
<b>Total</b>	<b>1,000</b>	<b>100%</b>

**Q13: Medical Exam**

If women request a female healthcare provider when undergoing intimate medical examinations or procedures, it is acceptable for the facility to assign a doctor or nurse that was born male but identifies as a female.

Sample Size: 1,000

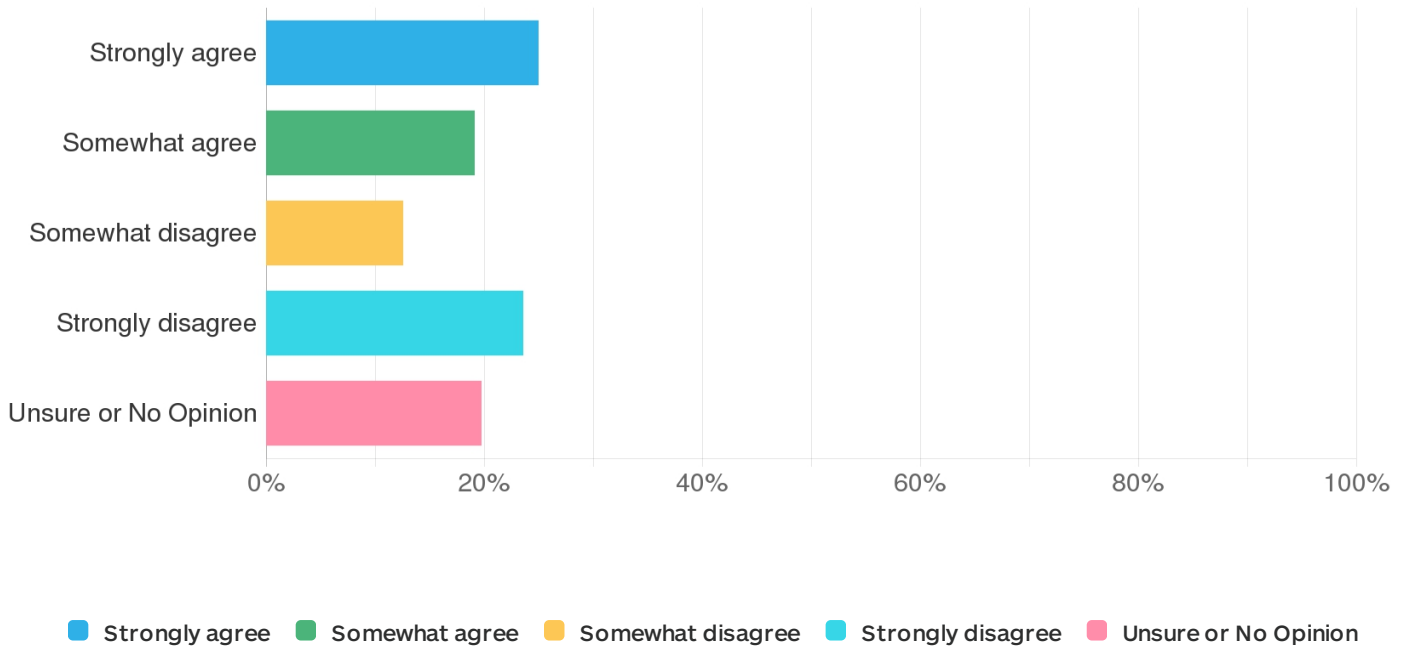


Value	Frequency	Percent
Strongly agree	217	21.74%
Somewhat agree	181	18.08%
Somewhat disagree	128	12.78%
Strongly disagree	312	31.19%
Unsure or No Opinion	162	16.21%
<b>Total</b>	<b>1,000</b>	<b>100%</b>

**Q14: Wax Service**

If somebody who was born male but identifies as a woman wants a Brazilian wax, a salon worker should not be able to refuse them service simply because they have male genitals.

Sample Size: 1,000

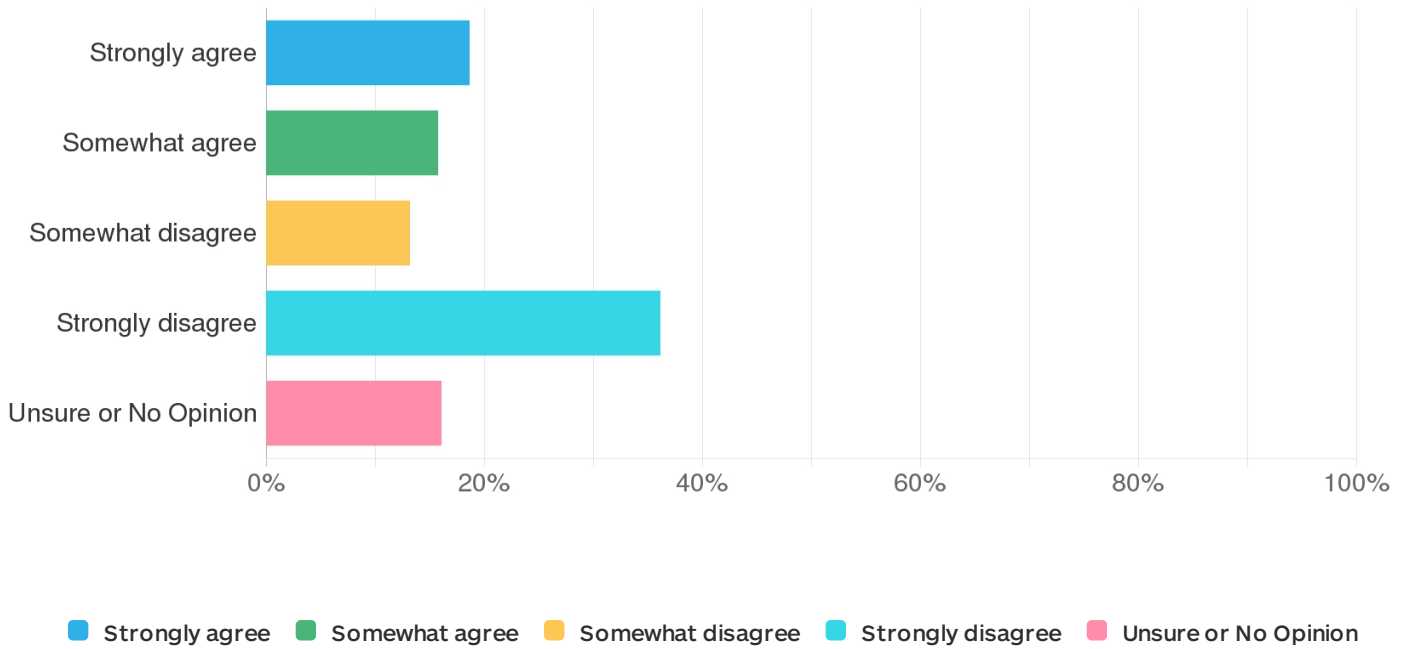


Value	Frequency	Percent
Strongly agree	250	24.97%
Somewhat agree	191	19.13%
Somewhat disagree	126	12.57%
Strongly disagree	236	23.6%
Unsure or No Opinion	197	19.73%
<b>Total</b>	<b>1,000</b>	<b>100%</b>

**Q15: Women's Prison**

Someone who was born male but identifies as a woman that is sentenced to prison should serve their sentence in a women's prison; sharing a cell with a woman.

Sample Size: 1,000



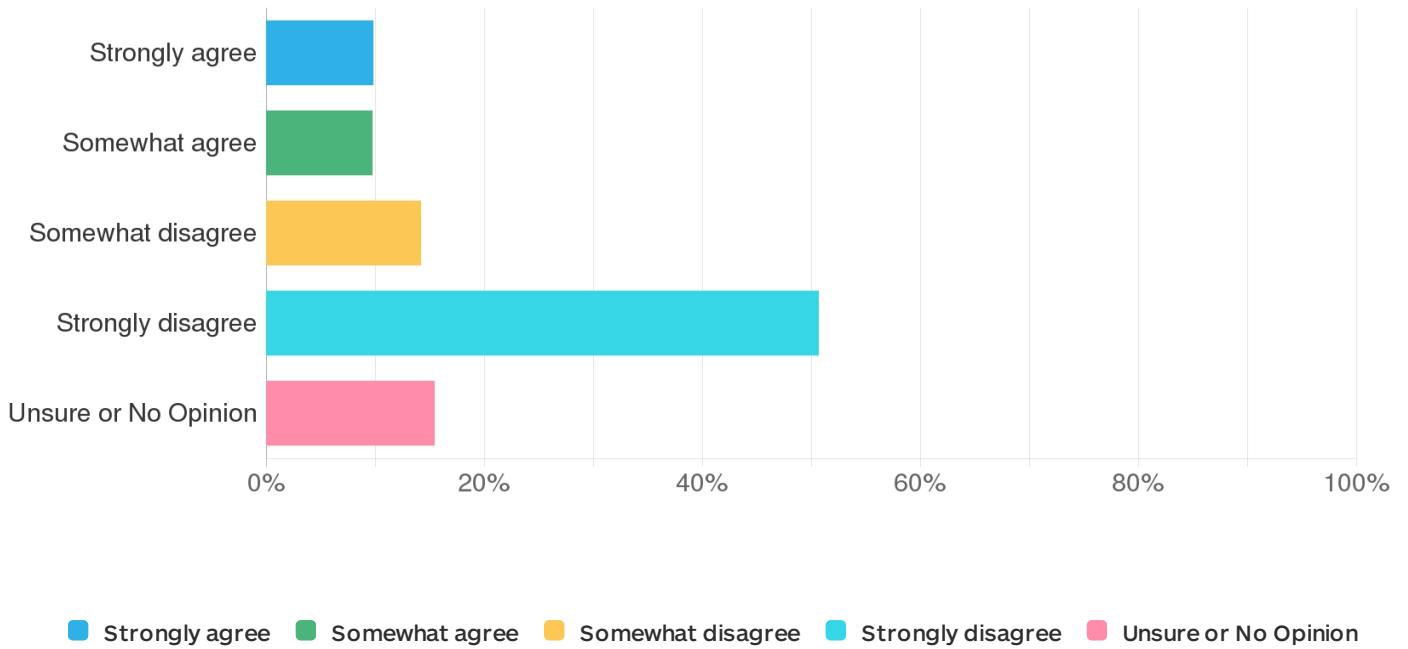
Value	Frequency	Percent
Strongly agree	187	18.67%
Somewhat agree	158	15.82%
Somewhat disagree	132	13.21%
Strongly disagree	362	36.2%
Unsure or No Opinion	161	16.11%
<b>Total</b>	<b>1,000</b>	<b>100%</b>



**Q16: Sex Offender Prison**

Someone who was born male but identifies as a woman who is a sex offender or domestic abuser should be allowed to serve their sentence in a women’s prison, and be allowed to share a cell with a woman.

Sample Size: 1,000



Value	Frequency	Percent
Strongly agree	99	9.87%
Somewhat agree	98	9.76%
Somewhat disagree	142	14.21%
Strongly disagree	507	50.67%
Unsure or No Opinion	155	15.49%
<b>Total</b>	<b>1,000</b>	<b>100%</b>

**Q17: Equality Act**

The Equality Act is an anti-discrimination bill which also makes changes to single-sex spaces and services as discussed in previous questions. Senator Schumer has said he will not allow any amendments to the Equality Act. Do you agree with him?

Sample Size: 1,000



- Yes, the Equality Act is fine and should include all of the above provisions.
- No, the Equality Act should be amended to change or remove some of these provisions.
- Unsure/No opinion

Value	Frequency	Percent
Yes, the Equality Act is fine and should include all of the above provisions.	285	28.5%
No, the Equality Act should be amended to change or remove some of these provisions.	454	45.44%
Unsure/No opinion	261	26.05%
<b>Total</b>	<b>1,000</b>	<b>100%</b>

**Q18: Specialty Prison Units**

Federal law does not currently allow specialty units for male inmates who are gay or identify as transgender, even if they do not feel safe in the general men’s population. Would you support changing the law to allow them the choice to live in separate units?

Sample Size: 1,000



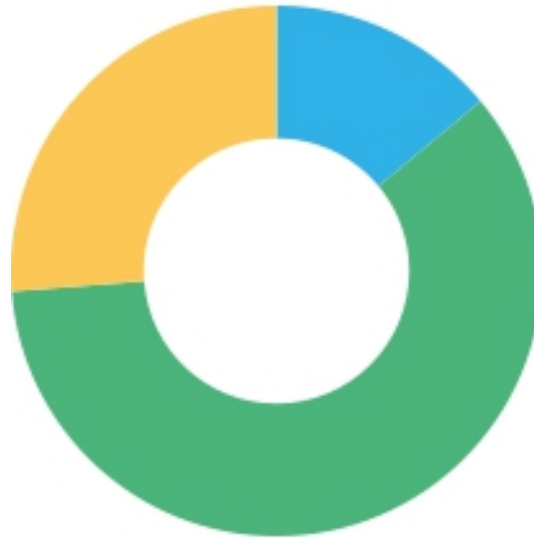
■ Yes ■ No ■ Unsure or No Opinion

Value	Frequency	Percent
Yes	554	55.35%
No	249	24.94%
Unsure or No Opinion	197	19.71%
<b>Total</b>	<b>1,000</b>	<b>100%</b>

**Q19: Cosmetic Surgeries**

Do you agree or disagree that children who say they identify as transgender should be allowed to undergo cosmetic surgeries to resemble the opposite sex or take off-label medications and hormones that can make them sterile while they are under the age of 18?

Sample Size: 1,000



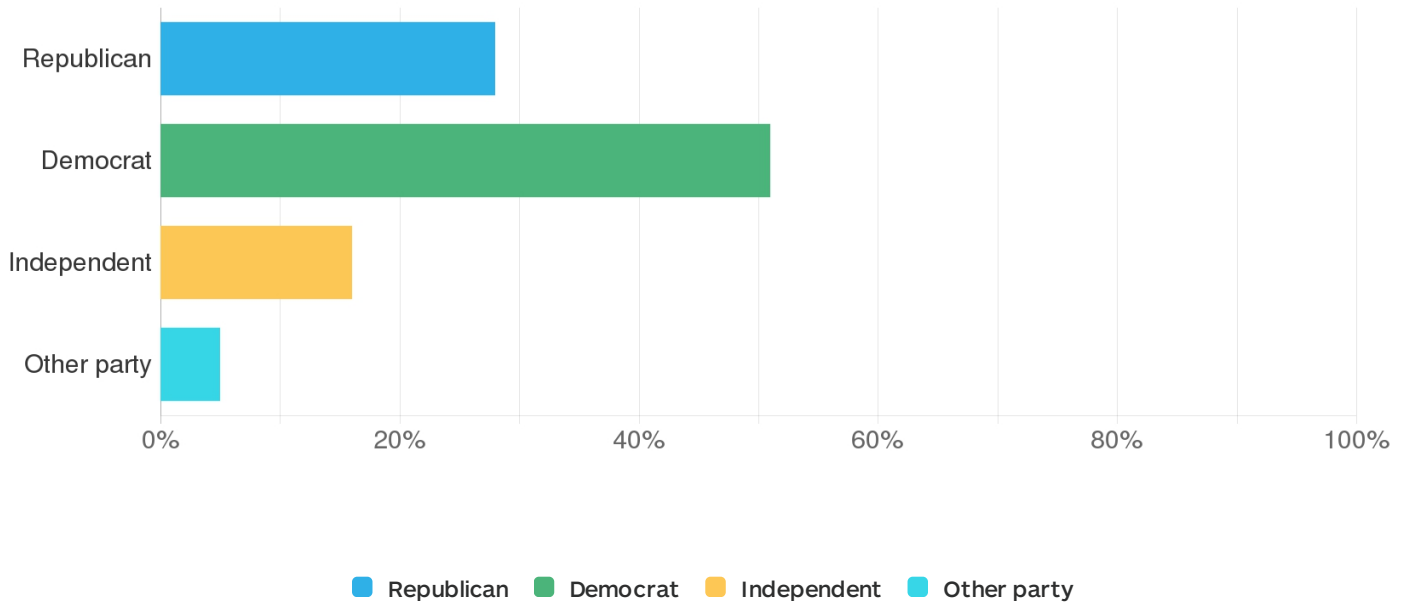
■ Yes ■ No ■ Unsure or No Opinion

Value	Frequency	Percent
Yes	140	13.96%
No	598	59.82%
Unsure or No Opinion	262	26.22%
<b>Total</b>	<b>1,000</b>	<b>100%</b>

**Q20: Political Party**

Are you a registered Republican, Democrat or Independent?

Sample Size: 1,000

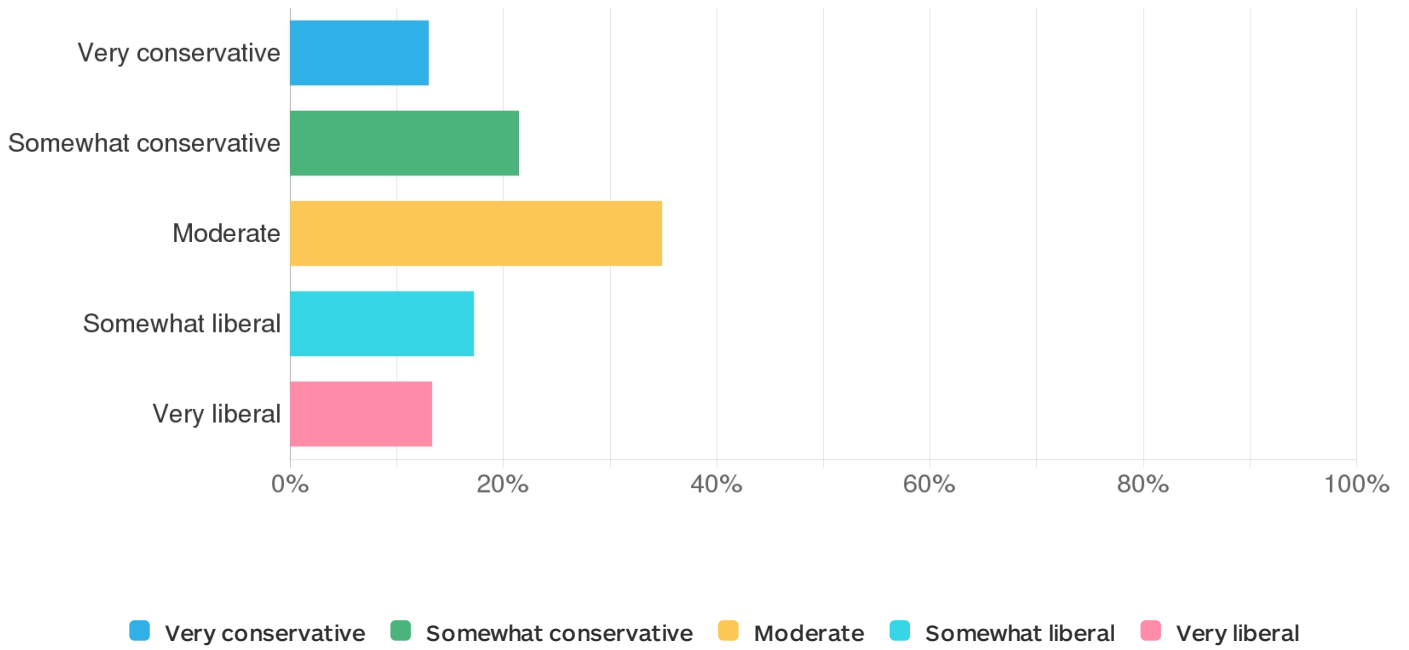


Value	Frequency	Percent
Republican	280	28%
Democrat	510	51%
Independent	160	16%
Other party	50	5%
<b>Total</b>	<b>1,000</b>	<b>100%</b>

**Q21: Ideology**

What is your political ideology?

Sample Size: 1,000



Value	Frequency	Percent
Very conservative	130	13.01%
Somewhat conservative	215	21.49%
Moderate	349	34.94%
Somewhat liberal	173	17.26%
Very liberal	133	13.3%
<b>Total</b>	<b>1,000</b>	<b>100%</b>

**Q22: Gender**

What is your sex?

Sample Size: 1,000



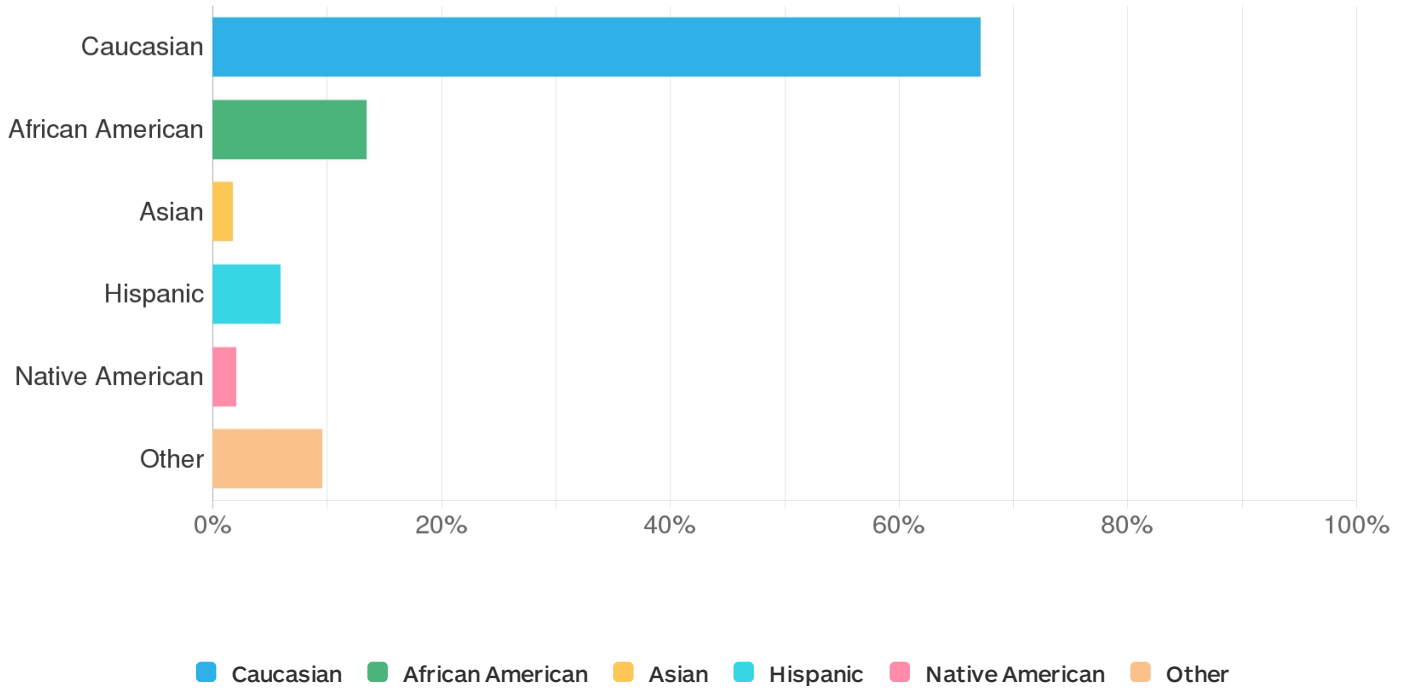
■ Male ■ Female

Value	Frequency	Percent
Male	459	45.9%
Female	541	54.1%
<b>Total</b>	<b>1,000</b>	<b>100%</b>

### Q23: Ethnicity

What is your ethnicity? Are you...?

Sample Size: 1,000



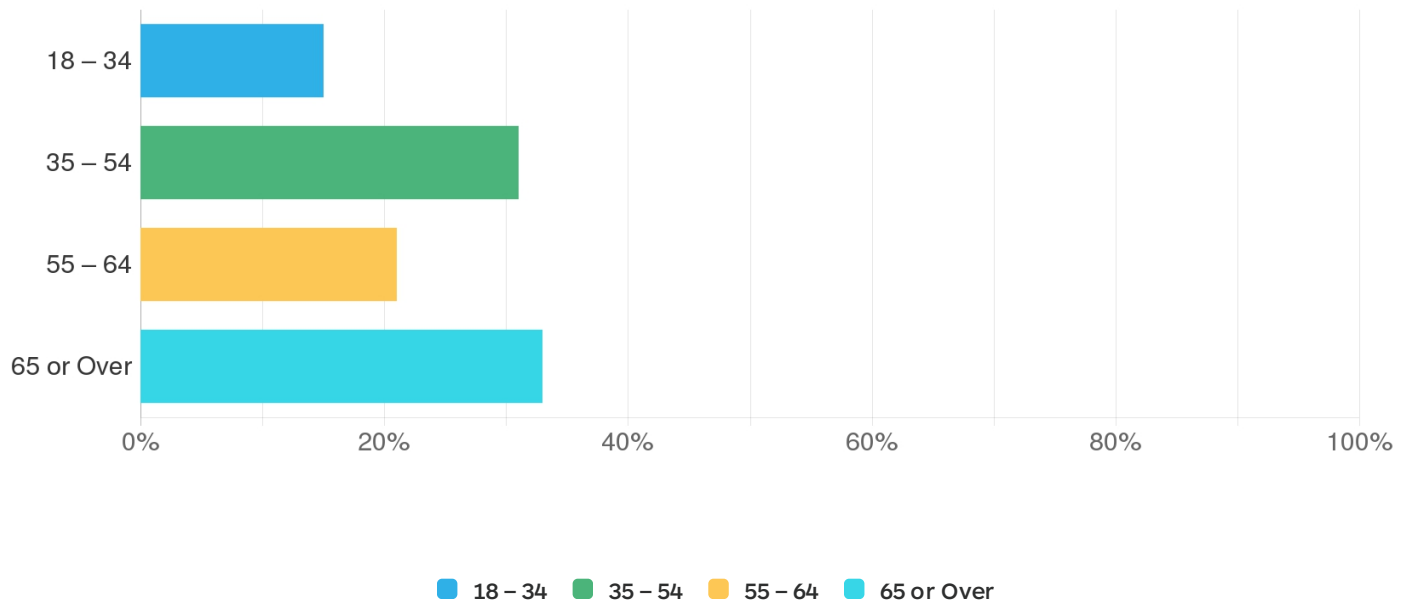
Value	Frequency	Percent
Caucasian	671	67.13%
African American	135	13.45%
Asian	18	1.82%
Hispanic	59	5.93%
Native American	21	2.07%
Other	96	9.59%
<b>Total</b>	<b>1,000</b>	<b>100%</b>



### Q24: Age

What is your age? Are you...?

Sample Size: 1,000

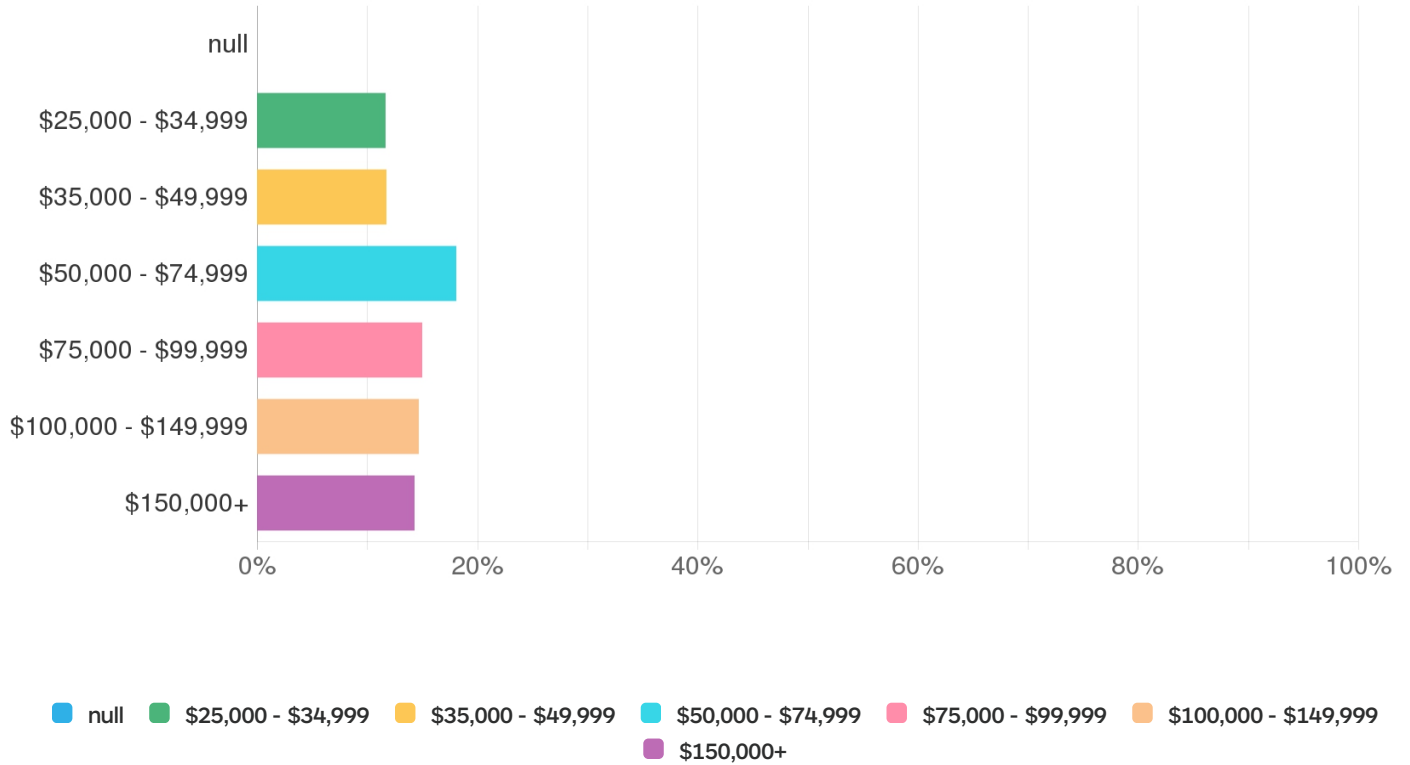


Value	Frequency	Percent
18 - 34	150	15%
35 - 54	310	31%
55 - 64	210	21%
65 or Over	330	33%
<b>Total</b>	<b>1,000</b>	<b>100%</b>

**Q25: HHI**

What is your annual household income?

Sample Size: 1,000

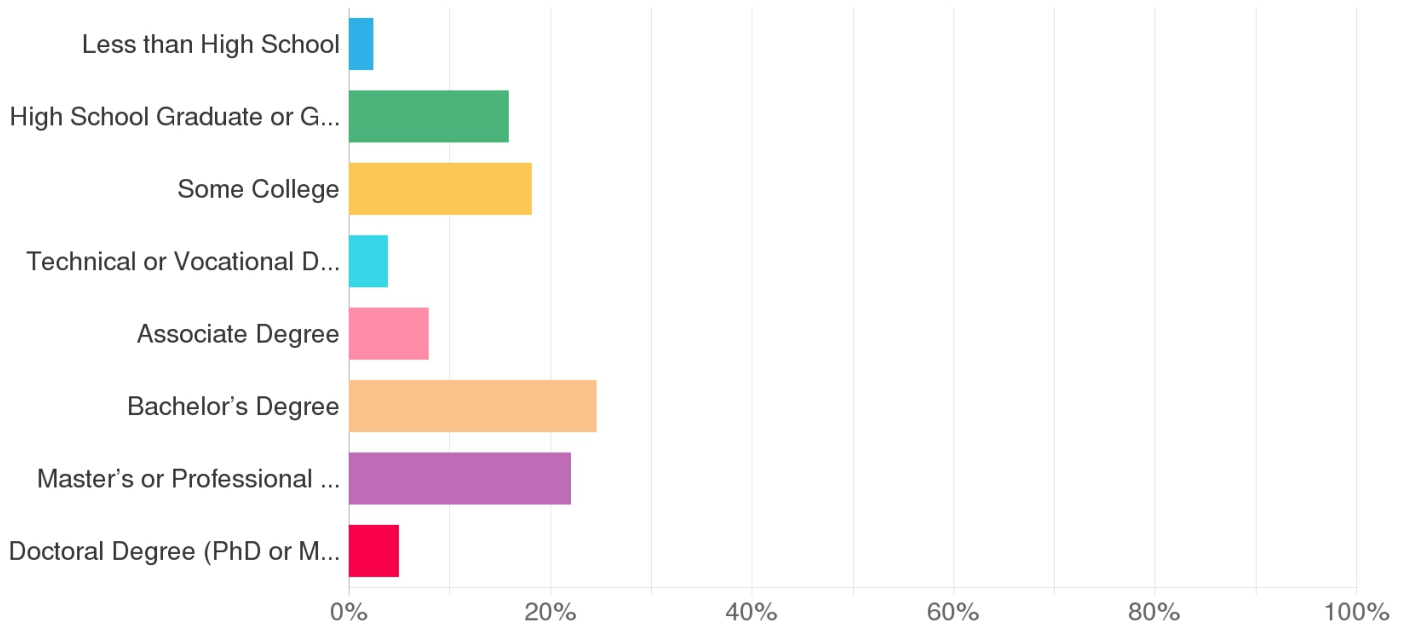


Value	Frequency	Percent
	0	0%
\$25,000 - \$34,999	117	11.67%
\$35,000 - \$49,999	118	11.77%
\$50,000 - \$74,999	181	18.1%
\$75,000 - \$99,999	150	14.97%
\$100,000 - \$149,999	147	14.72%
\$150,000+	143	14.32%
<b>Total</b>	<b>1,000</b>	<b>100%</b>

**Q26: Education**

What is your highest level of education?

Sample Size: 1,000



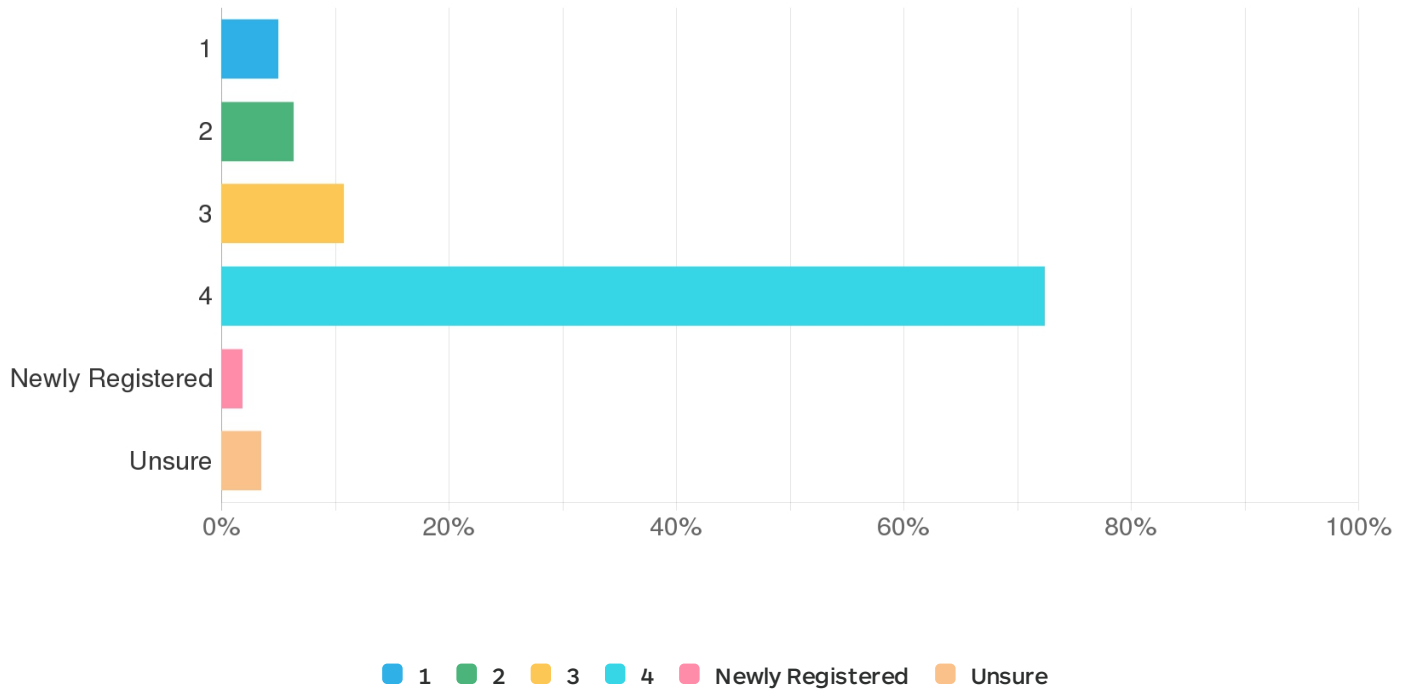
■ Less than High School  
 ■ High School Graduate or GED  
 ■ Some College  
 ■ Technical or Vocational D...  
■ Associate Degree  
 ■ Bachelor's Degree  
 ■ Master's or Professional ...  
 ■ Doctoral Degree (PhD or M...

Value	Frequency	Percent
Less than High School	25	2.48%
High School Graduate or GED	159	15.87%
Some College	182	18.16%
Technical or Vocational Degree	39	3.9%
Associate Degree	79	7.93%
Bachelor's Degree	246	24.64%
Master's or Professional Degree	221	22.07%
Doctoral Degree (PhD or MD)	50	4.95%
<b>Total</b>	<b>1,000</b>	<b>100%</b>

### Q27: Vote History

When thinking about the New York general elections in 2014, 2016, 2018 and 2020- how many of these elections did you vote in?

Sample Size: 1,000

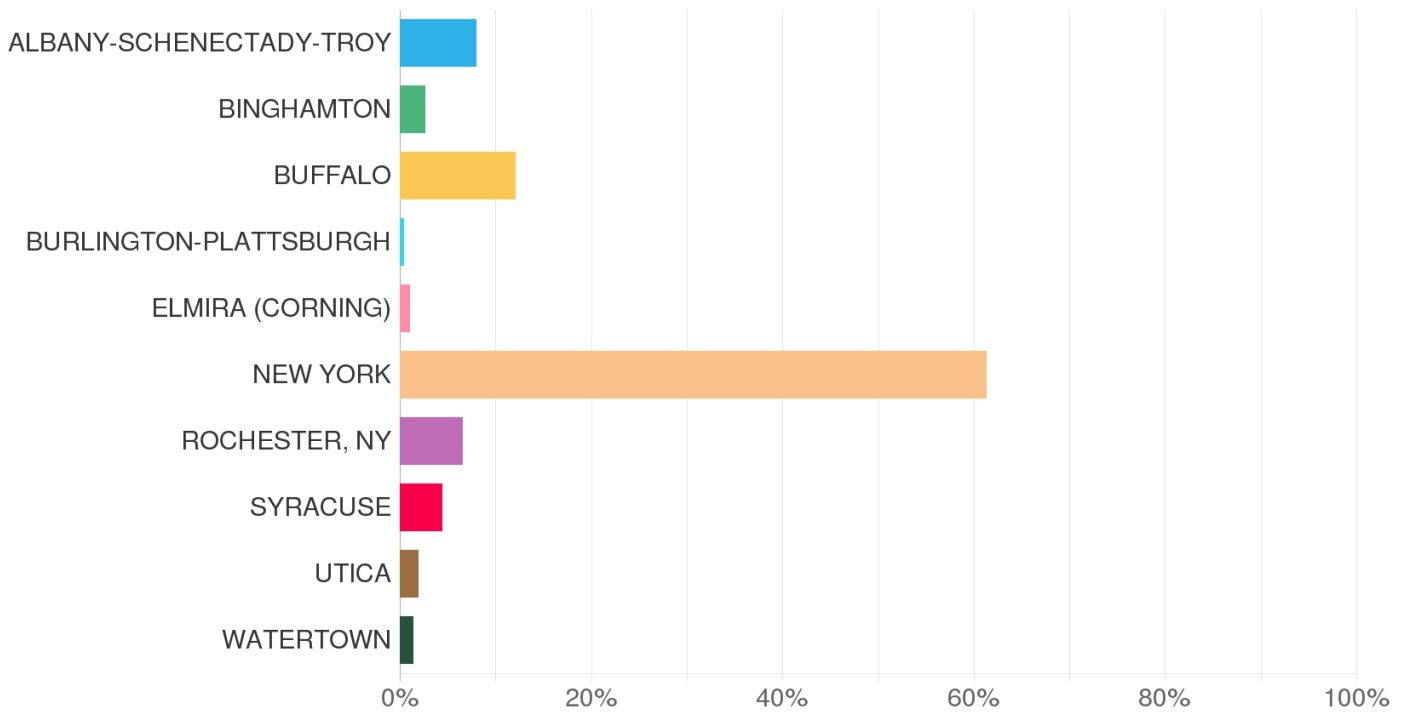


Value	Frequency	Percent
1	50	5.02%
2	64	6.37%
3	108	10.78%
4	724	72.43%
Newly Registered	18	1.85%
Unsure	36	3.56%
<b>Total</b>	<b>1,000</b>	<b>100%</b>

**Q28: DMA**

DMA

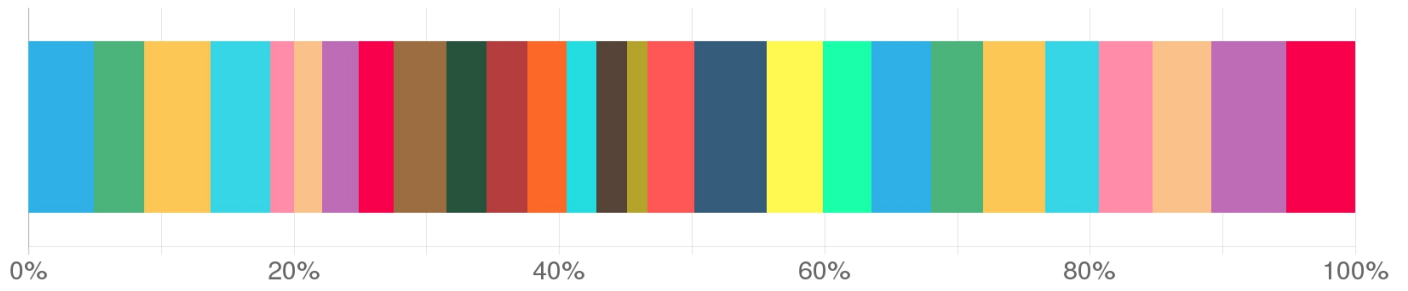
Sample Size: 1,000



■ ALBANY-SCHENECTADY-TROY 
 ■ BINGHAMTON 
 ■ BUFFALO 
 ■ BURLINGTON-PLATTSBURGH 
 ■ ELMIRA (CORNING) 
 ■ NEW YORK 
 ■ ROCHESTER, NY 
 ■ SYRACUSE 
 ■ UTICA 
 ■ WATERTOWN

Value	Frequency	Percent
ALBANY-SCHENECTADY-TROY	80	7.99%
BINGHAMTON	27	2.7%
BUFFALO	121	12.11%
BURLINGTON-PLATTSBURGH	5	0.46%
ELMIRA (CORNING)	10	1.03%
NEW YORK	613	61.31%
ROCHESTER, NY	66	6.58%
SYRACUSE	44	4.42%
UTICA	20	1.99%
WATERTOWN	14	1.41%
<b>Total</b>	<b>1,000</b>	<b>100%</b>

**Q29: CD**  
Congressional District  
Sample Size: 1,000



- 1 2 3 4 5 6 7 8 9 10 11 12 13 14 15 16 17
- 18 19 20 21 22 23 24 25 26 27

Value	Frequency	Percent
1	49	4.91%
2	38	3.84%
3	50	4.99%
4	45	4.51%
5	18	1.78%
6	21	2.08%
7	28	2.8%
8	26	2.59%
9	40	4%
10	30	3.05%
11	31	3.07%
12	29	2.91%
13	23	2.27%
14	23	2.33%
15	15	1.54%
16	35	3.51%
17	55	5.48%
18	42	4.25%
19	36	3.63%
20	45	4.47%
21	39	3.91%
22	47	4.68%
23	41	4.08%
24	40	4.05%
25	44	4.45%
26	56	5.6%
27	52	5.22%
<b>Total</b>	<b>1,000</b>	<b>100%</b>