

Level Up Playtest #16

Combat Maneuvers

Welcome to the 16th *Level Up* playtest document. This playtest contains a candidate for the game's Combat Maneuvers system.

This is a long document with about 170 maneuvers; combat maneuvers occupy the same conceptual space for martial characters that spells do for magical characters (although, of course, they are all non-magical).

We don't expect you to evaluate every maneuver in this document. Maneuvers are divided into 11 Traditions and we ask that you pick one or more Traditions to focus on and then give us your feedback via the playtest survey.

What this is

This is a playtest document. We'd love you to try out the rules presented here, and then answer the follow-up survey in a few days.

What this is not

This is NOT the final game. It's OK if you don't like elements of these rules; that's the purpose of a playtest document. Be sure to participate in the follow-up survey in a few days. All data, positive or negative is useful.

What we use this for

Your survey responses help form the direction of the game as it goes through the development process.

Don't forget!

Sign up for [the mailing list](#) for notifications of playtests, surveys, and news, and also ensure you get notified on Kickstarter when the project launches in 2021.

Combat Maneuvers

Combat maneuvers encompass the techniques honed by warriors devoted to learning the nuances of battle, discovered and perfected through innumerable fights and countless hours of practice. As adventurers become more skilled in the arts of combat, what they can accomplish with a seemingly simple strike grows in breadth and scope, making true masters as deadly in a duel as any archmage. Even novices make use of combat maneuvers however, and with the right timing and a bit of luck they can change the course of critical battles.

Combat Traditions

Combat traditions are the basic disciplines of fighting that a warrior relies upon and the means by which they discover ever greater combat maneuvers: Adamant Mountain, Biting Zephyr, Mirror's Glint, Mist and Shade, Rapid Current, Razor's Edge, Sanguine Knot, Spirited Steed, Tempered Iron, Tooth and Claw, and Unending Wheel. Each also represents an ethos to combat—the traditions a warrior knows are as defining as a mage's preferred schools of magic. Although regions and cultures may have wildly different names for combat traditions or value some more than others, the true tenets at the core of each are the same and practitioners of similar styles often forge alliances through fundamental beliefs that can bridge enormous divides.



When you gain access to combat maneuvers, you become proficient with a number of combat traditions equal to your proficiency bonus.

These disciplines are much more than mere styles of fighting—they embody the focuses of your training and greatest strengths as a warrior. Two warriors utilizing the same combat traditions might fight in entirely different ways with different weaponry. What they share in common are similar psychological states, approaching battle from the same mindset and concentrating on the same general objectives with their techniques.

Maneuvers in Combat

Adventurers can do much more than just hit an opponent or dodge a blow, instead delivering special attacks that debilitate or turning a foe's missed assault into a painful mistake. Many of these techniques are combat maneuvers, sublime methods and tactics that make every combatant and their approach to fighting unique.

You know a number of combat maneuvers determined by your class and class level. Your known combat maneuvers are chosen from the combat traditions you are proficient with. Whenever you learn a new maneuver, you can choose one of the maneuvers you know and replace it with another maneuver of the same level or lower.

Using a combat maneuver requires spending one or more exertion points and either a bonus action, reaction, action, or they are performed as part of the Attack action. Certain combat maneuvers require two or more attacks (from Extra Attacks or the use of other class features), and if you are unable to use the Attack action to make as many attacks on your turn as the combat maneuver requires, you cannot use that combat maneuver.

A maneuver sometimes forces a target to make a saving throw to resist its effects. The saving throw DC is calculated as follows:

Maneuver DC = 8 + your proficiency bonus + your Strength or Dexterity modifier

Combat maneuvers are nonmagical.

A Recap

The previous class documents tell you how many maneuvers each class gets.

Your exertion points equal twice your proficiency bonus, so a starting character begins with 4 exertion points, while a 20th level character will have 12 exertion points.

At 1st level the fighter is the only class with maneuvers.

At 10th level the fighter knows 7 maneuvers, the berserker and ranger know 6, the and the herald and adept know 5.

Maneuvers are ranked by four degrees. Each class gets access to those degrees at a different rate. Between levels 1-10 those are:

Adept 2/4/8

Berserker 2/5/9

Fighter 1/4/8

Herald 2/7

Ranger 2/5/9

Rogue 2/7

Warlord 2/4/8

Stances

The complexities of each combat stance require the right state of mind, making the reordering of one's tactical view a necessary act of focus. Activating a combat stance requires a bonus action. Once activated, a combat stance remains active until you are knocked unconscious, stunned, activate a different combat stance, begin a long rest, or choose to end it on your turn.

Techniques

A technique is activated as part of the Attack action. When you use a technique, you make a weapon attack. When a technique requires more than one attack, using it reduces your total number of attacks on your turn by the number of attacks it requires. For example, when an adventurer that can make 3 attacks each turn uses the Stunning Assault technique (which requires 2 attacks) they make one weapon attack as part of the combat maneuver, and then make an additional weapon attack.

Only one technique can be used per Attack action.

Exertion Pool

A warrior requires willpower, whether borne from discipline, survival instinct, or bloodlust, to control the ebb and flow of combat around them. Every call to act beyond a typical block or strike depletes this cool disposition.

To use a combat maneuver, you must expend exertion points. You have a maximum number of exertion points equal to double your proficiency bonus. You regain any spent exertion points at the end of a short or long rest.

Alternatively, you can meditate, refocus, and stretch to refill your exertion pool more quickly. You expend hit dice to do so, recovering 1d4 exertion points for each hit die expended. The process takes 1 minute per expended hit die.

Basic Maneuvers

Melee combat is not always an exchange of weapon attacks—sometimes you are trying to subdue, not kill. Other times, you may want to do something else other than damage your target in order to gain an upper hand. Several other basic maneuvers are presented below. The Narrator can use these to help adjudicate other improvised actions, following a similar structure and using similarly weighted effects.

All creatures can use basic maneuvers, even if they do not have access to combat maneuvers. No exertion points are required to use a basic maneuver.

Basic Melee Damage. When you successfully use a basic maneuver you also deal basic melee damage. This is equal to half your proficiency bonus (round down).

You cannot use a basic maneuver to activate any features that deal additional damage (such as Sneak Attack or Divine Smite) unless the feature specifically states otherwise.

Any creature with a Challenge Rating of 0 cannot deal basic melee damage.

Disarm

You can use the Disarm maneuver to attempt to knock an item or weapon from a creature's hand. If

you are able to make multiple attacks with the Attack action, this maneuver replaces one of them.

The target must be within your reach and be holding an item (either carried or wielded). The target makes a Strength saving throw against your maneuver DC. On a failure, you deal basic melee damage and the target drops the item in its space. The target has advantage if it is larger than you or holding the item with two or more hands, or if the target is smaller than you it has disadvantage.

Grab On

While you cannot grapple a creature two or more size categories larger than you, you can grab onto it. By jumping onto its back or climbing up a limb, you can make a Strength or Dexterity saving throw against the creature's maneuver DC to cling to or balance upon its body. On a success, you move into the creature's space and can move upon its body as if it is difficult terrain.

While grabbing onto a larger creature, you gain advantage on attack rolls against it. The larger creature may be able to attack you as normal, depending on its limbs or attacks. It can also use an action to dislodge you, such as shaking you loose or bashing you against a wall, forcing you to make a Strength or Dexterity saving throw against its maneuver DC or fall prone into the nearest space adjacent to the creature, taking its basic melee damage in the process.

If the creature chooses to roll over in order to dislodge you, it becomes prone, but you have disadvantage on the check to hang on.

Grapple

You can use the Grapple maneuver to grab or wrestle a creature. If you are able to make multiple attacks with the Attack action, this maneuver replaces one of them.

You must have at least one free hand to attempt a grapple, your target must be within your reach, and the target must be no more than one size category larger than you. The target makes a Strength saving throw against your maneuver DC. On a failure, you deal basic melee damage and the target becomes grappled (see Appendix 1: Conditions on page @@). In addition to things that end the condition, you can release the target at any time (no action required).

Escaping a Grapple. While grappled, a creature can use its action to attempt to escape. It must

succeed on a Strength or Dexterity saving throw against your maneuver DC.

Moving a Grappled Creature. When you move, you can drag or carry the grappled creature with you. When you do so, your Speed is halved, unless the creature's weight is within your carrying capacity and you are not encumbered by bulky items.

Freeing a Grappled Creature. You can use the Grapple maneuver to try to free another grappled or restrained creature. The creature grappling or restraining the target makes a Strength saving throw against your maneuver DC. If it fails the saving throw, the grappled or restrained creature is freed. Additionally, you may move the freed creature 5-ft in any direction.

Knockdown

You can use the Knockdown maneuver to trip or push a creature down. If you are able to make multiple attacks with the Attack action, this maneuver replaces one of them.

The target must be within your reach and be no more than one size category larger than you. The target makes a Strength saving throw against your maneuver DC. On a failure, you deal basic melee damage and knock the target prone.

Movement and Combat Maneuvers

Any movement granted by a combat maneuver only affects how far you can move on your turn if it refers to your Speed.

Overrun

You can use an action or bonus action to make an Overrun maneuver to move through a hostile creature's space by forcing your way past. Make a Strength saving throw against the target's maneuver DC. On a success, you deal basic melee damage and can move through the hostile creature's space once this turn. The creature can choose to just let you pass instead of rolling. You have advantage if you are larger than the target, or disadvantage if you are smaller. If you are two or more sizes smaller than the target, you can move through the hostile creature's space without making a check. You still provoke opportunity attacks if you move beyond a creature's reach.

Shove

You can use the Shove maneuver to push a creature away. If you are able to make multiple attacks with the Attack action, this maneuver replaces one of them.

The target must be within your reach and be no more than one size category larger than you. The target makes a Strength saving throw against your maneuver DC. On a failure, you deal basic melee damage and push the target a number of feet away from you equal to $5 + 5$ for every 5 points it failed its saving throw by. You can move the creature in any direction away from you (to the side, forward, or diagonally away).

A creature that is shoved off of a precipice is propelled off of whatever it is standing on—it does not receive any saving throw or ability check to grab onto something to avoid falling down below.



Adamant Mountain Maneuvers

Hardiness, Might, Power

Engaging in combat means enduring some amount of suffering and those who make use of Adamant Mountain maneuvers are well prepared to weather their opponents' blows, relying not just on their might but the careful and expert application of force in all aspects of battle.

Catch Your Breath (2 points)

1st degree Adamant Mountain bonus action

You have a limited well of stamina that you can draw on to protect yourself from harm.

You regain hit points equal to $1d6 +$ your proficiency bonus + your Constitution modifier (minimum 0).

Cleaving Swing (2 points)

1st degree Adamant Mountain reaction

After you slam your weapon into an opponent you work the momentum of the blow into another strike at a second enemy nearby in a devastating display of might.

When you hit with a melee weapon attack using a weapon with the Heavy property, you can use your reaction to make an additional melee weapon attack against a second creature that is also within your reach.

Heavy Stance (1 point)

1st degree Adamant Mountain bonus action (stance)

You set yourself firmly in place, determined not to move.

You gain an expertise die on Athletics checks that use Strength, and you ignore the first 5 feet of difficult terrain when you move on your turn.

Lean Into It (2 points)

1st degree Adamant Mountain attack action (technique)

Not just committing to an assault, you shoulder into it with all the strength you can bear and deliver hits that resonate in the very bones of your foes.

Until the start of your next turn, when you hit a creature with a melee weapon attack it makes a Strength saving throw or it is knocked prone.

Reactive Knockdown (1 point)

2nd degree Adamant Mountain reaction

Putting yourself in just the right position as you strike, your unbalancing hit sends a retreating opponent into a reeling stumble and then the ground.

When a creature within your reach provokes an opportunity attack, you can use your reaction to make a melee weapon attack. On a hit, the creature makes a Strength saving throw or it moves 10 feet in a straight line and is knocked prone.

Shrug It Off (2 points)

2nd degree Adamant Mountain reaction

Girding yourself when your body is assaulted by more than clenched fists or sharp steel, you defy weakness and overcome.

When an effect causes you to be frightened, poisoned, or stunned, you can use your reaction to prevent it.

Warding Wield (1 point)

2nd degree Adamant Mountain bonus action

With seeming ease you whirl your weapon about your body, weaving it in a threatening pattern that makes your opponents hesitant to attack.

Until the start of your next turn, your AC increases by 2.



Battering Strike (1 point)

3rd degree Adamant Mountain reaction

A powerful blow smashes a weapon from your enemy's grasp.

When you hit a creature using a melee weapon that has the Heavy property, you can use your reaction to force it to make a Strength saving throw. On a failure, a weapon it is wielding (your choice) flies from its grip to land in a randomly determined space 10 feet away.

A creature that is two or more size categories larger than you has advantage on its saving throw.

Crushing Blow (2 points, 2 attacks)

3rd degree Adamant Mountain action

With a bone crushing strike you briefly deprive an opponent of their very ability to move.

Make a melee weapon attack roll using a weapon that has the Heavy property. A creature damaged by the attack makes a Strength saving throw, and on a failure it is paralyzed until it takes damage or the end of your next turn (whichever comes first).

Unbreakable (3 points)

3rd degree Adamant Mountain reaction

At the edge of death, you cling firmly to life.

When you fail a death saving throw, you instead succeed. You can take this reaction even if you are incapacitated.

Bowling Blitz (2 points, 2 attacks)

4th degree Adamant Mountain action

With a mighty blow you send one enemy crashing into its allies.

Make a melee weapon attack using a weapon that has the Heavy property. A creature damaged by the attack makes a Strength saving throw or it is knocked back 20 feet in a straight line and falls prone.

Any creature in this line makes a Dexterity saving throw or it takes damage as if hit by the same weapon attack and falls prone.

A creature that is two or more size categories larger than you has advantage on either saving throw.

Stand Tall Stance (1 point)

4th degree Adamant Mountain bonus action (stance)

You set yourself firmly against maneuvers.

You count as being one size category larger. When you use an Adamant Mountain technique that requires a saving throw against a creature smaller than you, it has disadvantage on its saving throw.

Unstoppable (3 points)

4th degree Adamant Mountain reaction

You power through your enemy's special attacks.

When an effect causes you to be paralyzed, petrified, or stunned, you can use your reaction to prevent it. You can take this reaction even if you are incapacitated.

Wild Swing (1 point)

4th degree Adamant Mountain reaction

You wield your weapon with abandon, striking seemingly at random.

When you miss with an attack using a weapon that has the Heavy property, you can use your reaction to make an attack with the same weapon against another target within your reach.

Mighty Melee (3 points, 2 attacks)

5th degree Adamant Mountain attack action (technique)

You strike at your foe with all your strength.

Until the start of your next turn, when you hit a creature with a melee weapon attack using a weapon that has the Heavy property, you deal an extra 4 (1d8) damage.

Unyielding (3 points)

5th degree Adamant Mountain reaction

Badly wounded, you force yourself to keep fighting.

When you are reduced to 0 hit points, you can use your reaction to regain hit points equal to 1d12 + your proficiency bonus + your Constitution modifier (minimum 0).

You can take this reaction even if you are incapacitated.

World Shaking Strike (3 points, 2 attacks)

5th degree Adamant Mountain action

You smash the ground, knocking down your enemies with a shockwave.

You hit the ground using a weapon that has the Heavy property, sending out a shockwave in a 30-foot cube centered on you. Each creature in the area makes a Strength saving throw or it takes damage as if hit by the weapon and falls prone.

Biting Zephyr Maneuvers

Distance, Sharpshooting, Thrown Weapons

Not every battle requires making close contact with the enemy and there is an art to fighting from a distance, whether that be a few dozen feet or hundreds. Warriors that know Biting Zephyr techniques are superlative ranged combatants, not only for the deadly accuracy of their attacks but also the myriad tricks they've mastered to routinely make shots that should be impossible.

Covering Fire (1 point)

1st degree Biting Zephyr action

Making haphazard shots to dissuade enemies, you force opponents onto the defensive by unleashing death from above so an ally can move into position.

Choose a number of creatures equal to your proficiency bonus that you can see within your weapon's normal range. Until the start of your next turn, a chosen creature's movement does not provoke opportunity attacks from creatures you can see as you pelt the area nearby with missiles.

For each opportunity attack a chosen creature would have otherwise provoked, you expend one piece of ammunition or thrown weapon.

Doubleshot (1 point)

1st degree Biting Zephyr bonus action

You palm two blades or knock two arrows, launching both missiles at the same opponent.

The next ranged weapon attack you make uses two missiles instead of one. On a hit, you deal an additional damage die.

Farshot Stance (1 point)

1st degree Biting Zephyr bonus action (stance)

By arching your back and stretching your arms to their fullest extent, you make your ranged weaponry travel further than usual.

When you use a weapon to make a ranged attack, increase its normal range by 20 feet and long range by 50 feet.

Point Blank Shot (1 point)

1st degree Biting Zephyr bonus action



With uncanny swiftness you ready a weapon normally only used at range, compensating for making an attack at an opponent within only a few feet and giving your enemies reason to be wary.

Until the end of your next turn, being within 5 feet of a hostile creature who can see you and who isn't incapacitated does not give you disadvantage when making a ranged attack using a weapon.

In addition, when an adjacent hostile creature that you can see moves 5 feet or more away from you, you can use your reaction to make a ranged weapon attack against it.

Countershot (1 point)

2nd degree Biting Zephyr reaction

With awe-inspiring skill you unleash a thrown weapon or arrow, knocking a missile out of the air.

When you see a missile from a ranged weapon attack enter into the normal range of a weapon you are wielding, you can use your reaction to deflect it. Use a weapon to make a ranged attack against an AC equal to the attack roll of the missile. On a hit, the missile is deflected and misses its target.

At the Narrator's discretion, certain ranged weapon attacks (like a giant's thrown rock) may be too heavy to be deflected by Countershot.

Quickdraw (2 points)

2nd degree Biting Zephyr reaction

With incredible swiftness you tear your weapon from its sheath and let fly a reckless attack.

As long as you are not surprised, when initiative is rolled you can use your reaction to draw a weapon and make a ranged attack with it.

Trickshot (1 point)

2nd degree Biting Zephyr action

Carefully judging the wind and everything else that might interfere, you unleash an impressive shot that delights all who see it.

Make a ranged weapon attack against an unattended object. On a hit, you can use the result of the attack roll instead of making a Performance check, and you gain an expertise die when doing so. Otherwise the kinds of trick shots you can make are at the Narrator's discretion.

Blindshot (1 point)

3rd degree Biting Zephyr bonus action

By closing your eyes and focusing on the sound of the environment, you target an unseen foe with uncanny accuracy.

Make a Perception check against the passive Stealth of a target you cannot see that is within 30 feet. On a success, you know the target's location and do not have disadvantage on your next ranged attack against it before the end of your turn.

Missile Volley (2 points, 2 attacks)

3rd degree Biting Zephyr action

Seizing upon the moment you make the sky rain death, striking at a multitude of creatures in rapid succession.

Make a ranged weapon attack against a number of creatures within 10 feet of a point you can see within your weapon's range.

You may only target a number of creatures equal to or less than your proficiency bonus, you must have ammunition for each target, and you make a separate attack roll for each target.

Ricochet (2 points)

3rd degree Biting Zephyr bonus action

With careful judgments of distances, materials, wind, and applied force you let loose a shot that bounces off of one or more surfaces to strike opponents crouching behind walls or otherwise hidden from sight by cover.

On the next ranged weapon attack you make before the start of your turn, you can completely ignore a target's cover.

Only targets that have total cover from being entirely enclosed by an object or effect (such as inside of a chamber with no openings to shoot through or a sphere from *wall of force*) have cover against this attack, and you do not have disadvantage from attacking a target you cannot see.

Distant Shot (2 points)

4th degree Biting Zephyr bonus action

You focus on the horizon, firing out to the limits of your range.

Before the end of your turn, your ranged weapon attacks do not have disadvantage from attacking targets within long range.

Dive For Cover (2 points)

4th degree Biting Zephyr reaction

Under fire, you dive for cover.

When a ranged attack misses you, you can use your reaction to move up to your Speed.

If your movement ends adjacent to either a solid barrier as big as you are or a creature the same size as you or larger, until the beginning of your next turn you have three-quarters cover against ranged attacks (+5 bonus to AC and saving throws) as long as you remain adjacent to the barrier or creature.

Heartseeker (2 points)

4th degree Biting Zephyr action

You aim carefully at your opponent's most vulnerable spot.

Make a ranged weapon attack with advantage against a creature within your weapon's normal range.

If both attack rolls would hit, it's a critical hit. If only one of the rolls would be a critical hit but the other roll would still hit, you deal an additional damage die.

Throw Anything Stance (2 points)

4th degree Biting Zephyr bonus action (stance)

By focusing on balance and heft you can throw whatever you have in hand with deadly accuracy.

While you are wielding a weapon that does not have the Heavy or Special property, it gains the Thrown property.

Distant Death (3 points, 2 attacks)

5th degree Biting Zephyr action

You loose a deadly shot intended to kill.

Make a ranged weapon attack with advantage against a target within your weapon's long range. On a miss, you deal damage as if you had hit. On a hit, you deal an additional damage die.

If both attack rolls would hit the creature, it's a critical hit and the attack ignores resistances and immunities. If one of the attack rolls would be a critical hit and the other roll would also hit, you deal a second additional damage die.

Hear The Wind (3 points)

5th degree Biting Zephyr bonus action

You can literally hear the sound of incoming missiles and react to them easily.

You gain blindsight to a range of 20 feet. When you are hit by a ranged attack, you make a

Perception check against a DC equal to the attack roll.

On a success the attack misses you, and on a critical success you redirect it back at the attacker.

Horizon Shot (3 points, 2 attacks)

5th degree Biting Zephyr attack action (technique)

No matter how far away a foe is, if you can see them they're still in danger.

Choose one target you can see. Until the start of your next turn, the target is considered to be within your weapon's normal range and it gains no benefit from cover less than total cover.

Mirror's Glint Maneuvers

Flowing, Insightful, Reactive

At its heart combat is a dance between opponents and practicing the Mirror's Glint tradition means reading, interpreting, and anticipating one's foe. Using instinct and your insight from battles won and lost, you are excellent at reacting to an enemy in order to gain the upper hand.

Knockdown Assault (1 point)

1st degree Mirror's Glint attack action (technique)

Your unpredictable maneuvering puts your opponent off-balance—when you connect with your weapon they stumble and fall.

Until the start of your next turn, when you hit with a melee weapon attack against a creature and deal 8 or more damage it makes a Dexterity saving throw or is knocked prone.

Leading Throw (1 point)

1st degree Mirror's Glint reaction

An opponent that strikes at you invites peril as they find the momentum from their attack turned against them.

When a creature within your reach misses you with a melee weapon attack, you can use your reaction to try to throw it. The creature makes a Dexterity saving throw or moves 15 feet in a straight line in a direction of your choice.

Warning Strike (1 point)

1st degree Mirror's Glint reaction

When an opponent opens themselves up to a reflexive strike you can deliver a blow that shakes them to their core and forces them to hesitate.

When a hostile creature that you can see moves out of your reach, you can use your reaction to make a melee weapon attack and on a hit its Speed is reduced to 0 until the start of its next turn.

Wary Stance (1 point)

1st degree Mirror's Glint bonus action (stance)

With a keen eye you constantly assess everything within sight, paying close attention to subtle visual cues and tells to better anticipate an opponent.

You gain an expertise die on Insight checks and increase your passive Insight score by 3.

Assisted Roll (1 point)

2nd degree Mirror's Glint reaction

You take the force delivered by an opponent's failed attack and make it your own, propelling yourself away.


When a creature within your reach misses you with a melee weapon attack, you can use your reaction to move 15 feet without provoking opportunity attacks.

Off-Balancing Strikes (1 point)

2nd degree Mirror's Glint bonus action

Focusing your attacks on an opponent's weak points allows you to not just wound, but to confound.

Until the start of your next turn, when you hit a creature with a melee weapon attack instead of



dealing damage you can choose to use pulls, shoves, and strikes to put your target off-balance.

Until the end of your next turn, the target moves at half Speed, and it has disadvantage on ability checks and Dexterity saving throws.

Take Weapon (2 points)

2nd degree Mirror's Glint reaction

You snatch your enemy's weapon and use it against them.

When a creature misses you with a melee weapon attack against you using a weapon, you can use your reaction to flip it out of the creature's hands. The creature makes a Dexterity saving throw, and on a failure it drops the weapon and you grab it from mid-air.

You can spend 2 exertion points to immediately use the weapon to make a melee weapon attack against the creature.

Flowing Form (2 points)

3rd degree Mirror's Glint action

You turn into a twisting leaf upon the wind of battle, turning every dodged strike into a sublime counterattack.

You take the Dodge action. Until the start of your next turn you make one melee weapon attack against each target that misses you with a melee weapon attack, and you have disadvantage on Wisdom (Perception) checks.

Heightened Reflexes (1–3 points)

3rd degree Mirror's Glint bonus action

Bracing yourself with a controlled burst of adrenaline propels you into a state of superior awareness along with the energy to act with unnatural quickness.

You gain a number of reactions equal to exertion points spent. You must use these reactions before the start of your next turn.

Redirect (2 points)

3rd degree Mirror's Glint reaction

Your opponent's blow is not simply turned away but re-oriented entirely, forced into inflicting a wound against a foe unfortunate enough to be nearby.

When you are hit with a melee weapon attack, you can use your reaction to force the attacker to make an Intelligence saving throw. On a failure, you take

no damage and the attack targets another creature within 5 feet.

A Huge-sized or larger attacker has advantage on the saving throw. Once you have used this maneuver against a creature, until the end of combat it has advantage on saving throws to resist Redirect.

Discerning Strike (2 points, 2 attacks)

4th degree Mirror's Glint attack action (technique)

A probing blow allows you to take the measure of your foe.

Until the start of your next turn, when you deal damage to a creature you learn its current hit points, hit point maximum, immunities, resistances, and vulnerabilities.

If you score a critical hit you can choose one of the creature's resistances or immunities. The creature loses that resistance or immunity until the end of your next turn. In addition, until the beginning of your next turn you gain advantage on melee weapon attacks against that creature.

Matching Steps (2 points)

4th degree Mirror's Glint action

When your enemy moves, you follow.

Until the beginning of your next turn, you can use your reaction to move 20 feet every time a creature you can see takes an action, and you can move 10 feet whenever you take a reaction other than this one.

Retributive Blow (2 points)

4th degree Mirror's Glint reaction

You return a blow so quickly that your opponent is shocked.

When you are hit with a melee weapon attack, you can use your reaction to spend 1 exertion and make a melee weapon attack against the attacker. On a hit, that creature has disadvantage on attack rolls against you until the beginning of your next turn.

Strike the Cracks Stance (2 points)

4th degree Mirror's Glint bonus action (stance)

You focus on targeting your enemy's weakest spots.

When you make melee weapon attacks, you score critical hits on a roll of 19–20. If you already have a feature that increases the range of your critical hits, your critical hit range increases by 1 (maximum 17–20).

You deal one additional damage die when determining the extra damage for a critical hit with a melee weapon attack.

Blinding Strikes (3 points, 2 attacks)

5th degree Mirror's Glint attack action (technique)

With a vicious strike, you blind your enemy.

Until the start of your next turn, when you use a melee weapon to deal damage against a creature, it is blinded and can't benefit from either blindsight or tremorsense.

At the beginning of each of its turns, a creature blinded by this maneuver can make a Constitution saving throw, ending the effect on itself on a success.

Mirror Shard Puzzle (3 points)

5th degree Mirror's Glint bonus action

Carefully avoiding incoming attacks, you gather your resources.

You take the Dodge action. Until the end of your next turn, whenever an attack misses you, you gain a mirror shard—a minor understanding of the complex puzzle of battle. You can only possess a maximum of 6 mirror shards at once.

You can use a bonus action to assemble two or more mirror shards into a puzzle, recovering an equal amount of exertion.

Alternatively, when you deal damage with a weapon attack you can expend any number of mirror shards to deal extra damage (1d6 per mirror shard).

Reflect Attack (3 points)

5th degree Mirror's Glint reaction

You redirect your enemy's attack back upon itself.

When you are hit with a melee weapon attack, you can use your reaction to redirect the force back to the attacker. The attack misses you and the creature makes an Intelligence saving throw. On a failure, the attack is redirected and it becomes the target.

If you have already hit that creature with a Mirror's Glint technique since the beginning of your last turn, the redirected attack is a critical hit.

Mist and Shade Maneuvers

Diversion, Feinting, Mental

Making the wrong move in a fight can be fatal—particularly when an opponent causes such a misstep. Warriors that rely on Mist and Shade maneuvers are confounding foes that play mental games amidst battle, feinting and leading their enemies into crucial mistakes they are all too ready to exploit.

Anticipate Spell (1 point)

1st degree Mist and Shade bonus action

You make your move while your foe is busy casting a spell.

Until the start of your next turn, when you see a creature within 5 feet of you cast a spell you can use your reaction to make either an opportunity attack or a Sleight of Hand check against it.

Deceptive Stance (1 point)

1st degree Mist and Shade bonus action (stance)

With practice and training you learn how to shut off your facial reactions amidst battle, taking on a passive countenance from which nothing can be easily gleaned.

You gain an expertise die on Deception and Sleight of Hand checks made in combat.

Painful Pickpocket (1 point)

1st degree Mist and Shade reaction

Sometimes a good diversion is presented to you and though a foe might bloody you, your light fingers find opportunity in the exchange.

When a creature hits you with a melee attack, you can use your reaction to make a Sleight of Hand against it.

Perplexing Flurry (1 point)

1st degree Mist and Shade attack action (technique)

A rain of short, sharp strikes disorients your enemy.

As long as all of your attacks on your turn are melee weapon attacks that target the same creature, that creature has disadvantage on attack rolls against you until the start of your next turn.

Agile Feint (2 points)

2nd degree Mist and Shade bonus action

You juke left and right, throw sand, whip out your cloak, or otherwise try to distract your opponent and make them vulnerable to attack.

Choose a creature within your reach. You have advantage on your next weapon attack roll against it.

Force Hesitation (2 points)

2nd degree Mist and Shade action

After working your way into an opponent's guard you convince them that every step will lead to a disastrous end, and that to divert their attention away from you for even a moment invites devastation.

A creature within your reach makes an Intelligence saving throw. On a failure, it reacts to a strike from you that never comes. As long as you remain within the target's reach, until the start of your next turn it cannot attack any creature other than you.

After you have used this maneuver against a creature, until the end of combat it has advantage on saving throws against Force Hesitation.

Mugging Hit (1 point)

2nd degree Mist and Shade bonus action

As your enemy howls in pain, you swiftly snatch something away from them.

Choose a creature you can see. On a hit with your next melee attack against it before the start of your next turn, you can also make a Sleight of Hand check against the creature.

Douse (1 point)

3rd degree Mist and Shade bonus action

You quickly dash a container of liquid over your opponent at an opportune moment.

You splash a held container of liquid, such as a contact poison, holy water, or alchemical substance, at a target within 20 feet. The target makes a Dexterity saving throw or is hit by the liquid. This maneuver can also be used to extinguish a small nonmagical fire in a 5-foot-square area.

Feinting Strike (2 points)

3rd degree Mist and Shade action

You make a skillful, deceptive strike which your foe doesn't see coming.

Make a melee weapon attack roll using the result of a Sleight of Hand check instead of your attack bonus.

Pickpocket (1 point)

3rd degree Mist and Shade reaction

You snatch something from your enemy.

When a creature is within your reach, you can use your reaction to make a Sleight of Hand check against it.

Blinding Blow Stance (2 points)

4th degree Mist and Shade bonus action (stance)

You pace your attacks in a disruptive flow that makes it easy to follow a strike with maneuvering that temporarily blinds your foes.

After you hit a creature with a melee weapon attack, you can spend 1 exertion to make a Sleight of Hand check, blinding it if the result is higher than its AC.

At the beginning of each of its turns, the blinded creature can make a Wisdom saving throw to recover from its blindness.

Challenge Foe (3 points)

4th degree Mist and Shade action

You unleash a provocative dare, enraging your opponent.

A creature within 60 feet makes an Intelligence saving throw or it concentrates on harming you and only you. As long as you remain within 60 feet and can be seen by the creature, until the start of your next turn it cannot attack any creature other than you.

After you have used this maneuver against a creature, until the end of combat it has advantage on saving throws against Challenge Foe.

Spinning Parry (2 points)

4th degree Mist and Shade reaction

A quick step and suddenly you and your foe exchange places.

You can use your reaction to make a Sleight of Hand check when a creature makes a melee attack against you, turning it into a miss if your result is higher than the attack roll.

In addition, you may also swap places with the attacker, forcing it to make a Wisdom saving throw or be stunned until the beginning of its next turn.

Steal Momentum (2 points)

4th degree Mist and Shade reaction

A quick jab to a pressure point locks your opponent's joints.

When a creature moves into your reach you can use your reaction to make a Sleight of Hand check against its AC. On a success, the creature becomes restrained until the beginning of its next turn.

Armor Lock (3 points, 2 attacks)

5th degree Mist and Shade action

You swiftly adjust your enemy's armor so that they cannot move.

Make a Sleight of Hand check against the AC of a creature within reach that is wearing armor, paralyzing it on a success. At the beginning of each of its turns, a creature paralyzed by this maneuver can make a Strength saving throw, ending the effect on itself on a success.

A creature wearing heavy armor has disadvantage on its saving throw.

Create An Opening (3 points)

5th degree Mist and Shade reaction

With a quick riposte, you force an opening making your opponent vulnerable.

When a creature misses you with a melee attack, you can use your reaction to make a melee weapon attack against it. On a hit, the next time you successfully hit that creature with a melee weapon attack before the end of your next turn it becomes a critical hit.

Pilfer Object (3 points)

5th degree Mist and Shade reaction

You dart forward and snatch an item from a foe just as they start to use it.

When a creature within 15 feet draws an item or takes the Use an Item action, you can use your reaction to move adjacent to it and force it to make a Wisdom saving throw. On a failure, you can either take the item for yourself or choose the target of the creature's Use an Item action.

Rapid Current Maneuvers

Fast Strikes, Mobility, Swiftess

It is not always the hardest hits that win a fight—sometimes striking first is far more important. Embracing rapid blows and agility, warriors of the Rapid Current tradition know how to use speed to its utmost to defeat a foe.

Charge (1 point)

1st degree Rapid Current action

Flinging yourself forward you barrel towards an enemy with your weapon held at the ready to unleash an attack before they can react!

Move up to 30 feet in a straight line and make a melee weapon attack. You can't take the Dash action this turn.

Eye Slash (2 points)

1st degree Rapid Current action

You rapidly lash out in a rising strike targeting your opponent's brow, leaving a wound that obscures their vision.

Make a melee weapon attack against a creature that relies on sight. On a hit, it makes a Constitution saving throw or is blinded until the end of your next turn.

Speed Over Strength (1 point)

1st degree Rapid Current reaction

With practiced agility you weave around an opponent wielding a more cumbersome weapon, quickly darting in to strike with a lighter armament.

When a creature attacks you with a weapon that has the Heavy property, or a Large-sized or larger creature attacks you with a natural weapon, you can use your reaction to make a melee weapon attack against it using a weapon that has the Light or Finesse property.

Swift Stance (1 point)

1st degree Rapid Current bonus action (stance)

You adopt a loose stance that gives you an extra bit of swiftess that can make all the difference in a fight or chase.

Your Speed increases by 5 feet.

Parrying Counter (1 point)

2nd degree Rapid Current reaction

Pointing your weapon at your foe you challenge them, forcing them to lower their defenses so you can launch an attack of your own.

At the end of your turn, you can use your reaction to gain an expertise die to your AC against one creature you can see within reach. This increase to your AC only applies to the chosen creature and ends at the start of your next turn.

If the creature attacks you and misses you, you make a melee weapon attack against it.

Rapid Drink (1 point)

2nd degree Rapid Current bonus action

As casually as any seasoned alchemist, you pluck the cork from a magical concoction and pour it down your throat or a companion's.

You drink a potion or administer a potion to a creature within reach.

Rolling Strike (1 point)

2nd degree Rapid Current action

Flowing through battle like the wind itself, you deftly sprint forward through the reach of enemies to deliver an unexpected attack.

Move up to 20 feet without provoking opportunity attacks and make a melee weapon attack.

Disarming Counter (2 points)

3rd degree Rapid Current reaction

With expert timing you apply just the right amount of force to send an opponent's weapon flying just as they strike.

When a creature makes a melee weapon attack against you and misses, you can use your reaction to force it to make a Dexterity saving throw. On a failure, a weapon it is wielding (your choice) flies from its grip to land in a randomly determined space 10 feet away.

Rapid Strike (2 points)

3rd degree Rapid Current attack action (technique)

With an array of quick, carefully placed attacks against the same opponent you throw them off their guard.

After hitting a creature with a melee weapon attack, you can use your bonus action to make an additional attack against the same creature.

On a hit with this additional attack, you can use your reaction to spend 2 exertion points and attack the same creature again.

Whirlwind Strike (2 points, 2 attacks)

3rd degree Rapid Current action

Shouldering into a hard spin you lash out at opponents that have surrounded you, striking at each of them in rapid succession.

Make a melee weapon attack against any number of creatures within 5 feet of you, making a separate attack roll for each target. You may only target a number of creatures equal to or less than your proficiency bonus.

First Blood (3 points)

4th degree Rapid Current reaction

You react and attack quicker than the eye can see.

After rolling initiative, you can use your reaction to treat your initiative as if you had rolled a critical success.

Flowing Steps Stance (3 points)

4th degree Rapid Current bonus action (stance)

You focus on moving so swiftly and with such subtlety that nothing can stop you.

You allow your movements to adapt to all conditions. You have advantage on saving throws made to resist being grappled, paralyzed, restrained, or stunned. In addition, you ignore difficult terrain.

Oncoming Storm (3 points, 2 attacks)

4th degree Rapid Current action

You set up a powerful final attack by making a series of strikes.

Make two melee weapon attacks against a creature, or three melee weapon attacks if you are using a weapon that has the Finesse or Light properties.

On a hit, you can use a bonus action to make a melee weapon attack against the same creature, made with advantage if you are using a weapon that has the Finesse or Light properties.

Whirlpool Strike (3 points, 2 attacks)

4th degree Rapid Current action

You spin around, gathering momentum as you strike your foes harder and harder.

Make a melee weapon attack against any number of creatures within 5 feet of you, making a separate attack roll for each target. For each subsequent hit after the first, you deal an additional d6 damage.

Shifting Currents (2 points)

5th degree Rapid Current reaction

Your opponent blinks, as you are not where you were when they began their attack!

When a creature misses you with a melee attack, you can use your reaction to move up to half your Speed. If you end this movement adjacent to a creature, you can use a melee weapon that has the Finesse or Light properties to attack it.

Tidal Parry (2 points)

5th degree Rapid Current reaction

An expert parry turns a hit into a miss.

When a creature hits you with a melee attack, you can use your reaction to evade the attack. The creature makes a Dexterity saving throw, and on a failure its attack becomes a miss. A creature that scored a critical hit has advantage on its save.

Tsunami Dash (3 points, 2 attacks)

5th degree Rapid Current action

You sprint through your enemies, striking at every one you pass.

You take the Dash action. During your turn, any time you become adjacent to a creature, you can make a melee attack against it using a weapon that has the Finesse or Light properties.

You cannot attack the same creature twice in a row in this manner or make more attacks than your proficiency bonus.

Razor's Edge Maneuvers

Awareness, Concentration, Discipline

The most impressive strikes and superlative parries are not matters of luck or circumstance when made by a warrior utilizing the Razor's Edge—they are the fruits of keen awareness, concentration, and iron-clad discipline.

Dangerous Strikes (1 point)

1st degree Razor's Edge attack action (technique)

The execution and follow through of your strike is exquisite with not an iota of force wasted.

Until the start of your next turn, your weapon attacks score a critical hit on a roll of 19–20.

If you already have a feature that increases the range of your critical hits, your critical hit range increases by 1 (maximum 17–20).

Exploit Footing (1 point)

1st degree Razor's Edge reaction

Jutting forward and weaving around your opponent, when their attack fails you quickly move around your foe and force them to stumble.

When a creature makes a melee weapon attack against you with advantage or disadvantage and misses you with both attack rolls, you can use your reaction to trip it. The creature makes a Dexterity saving throw or is knocked prone.

Iron Will (1 point)

1st degree Razor's Edge reaction

Withdrawing into your mind, you focus and concentrate to steel your nerves.

When you make a saving throw to resist being charmed or frightened, you can use your reaction to gain advantage on the saving throw.

Perceptive Stance (1 point)

1st degree Razor's Edge bonus action (stance)

Nothing within your sight is of minor significance and you take in your surroundings with great care even as arrows fly and blades clash upon shields.

Your passive Perception score increases by 3. In addition, you gain an expertise die on Perception checks made in combat.

Practiced Roll (1 point)

2nd degree Razor's Edge bonus action

With a series of low steps and somersaults you expertly maneuver around opponents.

Move 20 feet. This movement doesn't provoke opportunity attacks from creatures you can see.

Twist the Blade (2 points)

2nd degree Razor's Edge reaction

After striking your foe, you twist the blade.

When you hit a creature with a melee weapon attack on a roll of 18 or 19, you can use your reaction to turn the attack into a critical hit.

Use The Pain (1 point)

2nd degree Razor's Edge reaction

Seizing on the surge of adrenaline that comes from suffering a severe blow, you lash out with a vengeful strike.

When a creature makes a critical hit against you using a melee weapon attack, you can use your reaction to make a melee weapon attack against it.

Drive Back (2 points)

3rd degree Razor's Edge action

You move inexorably forward with an attack which cannot be stopped by blade or shield, forcing your opponent back.

Make a melee weapon attack against a creature. Whether or not you hit, the creature is pushed back 10 feet.

Instinctive Counterattack (2 points)

3rd degree Razor's Edge reaction

Utilizing reflexes perfected by dedicated training, your body flows into a sublime strike almost without a thought.

You can use your reaction to make a melee weapon attack.

Mind Over Body (1 point)

3rd degree Razor's Edge bonus action

Focusing your thoughts inward allows you to rise above the pain of wounds inflicted upon your body.

Until the start of your next turn, reduce any damage you take by 2.

Dashing Razor (1 point, 2 attacks)

4th degree Razor's Edge action

You feed off the adrenaline from a solid strike and turn that energy into frenetic movement.

Move up to your Speed and make a melee weapon

attack against a creature. On a hit, for the next minute your Speed is increased by 10 feet.

Focus Foe (3 points)

4th degree Razor's Edge action

You focus all your attention on one foe.

Make a melee weapon attack against a creature. On a hit, you start maintaining concentration on this maneuver (as if concentrating on a spell) and can do so for up to 1 minute. For as long as you maintain concentration, you have advantage on attack rolls against that creature.

Perfect Edge Stance (2 points)

4th degree Razor's Edge bonus action (stance)

By relying on your training and countless hours of repetition, you can easily manipulate the battlefield to position yourself where your strikes are able to inflict the most harm.

Your weapon attacks score a critical hit on a roll of 18–20. If you already have a feature that increases the range of your critical hits, your critical hit range increases by 1 (maximum 17–20).

Sharpened Awareness (3 points)

4th degree Razor's Edge reaction

You tune your senses, focusing on the fight at hand.

You can use your reaction to make a Perception check when a creature makes an attack against you, turning it into a miss if your result is higher than the attack roll. In addition, if the attack is turned into a miss you gain advantage on attacks made against that creature until the end of your next turn. If the attack still hits you, the creature has disadvantage on its next attack made against you before the end of its next turn.

Death Blow (3 points, 3 attacks)

5th degree Razor's Edge action

All your training culminates in this lethal attack. You deliver the perfect killing blow with a single secret technique.

Make a melee weapon attack against a creature. On a hit, your attack becomes a critical hit, and if your attack would have already been a critical hit the creature makes a Constitution saving throw. On a failure, the creature is reduced to 0 hit points.

Focused Edge (1–3 points)

5th degree Razor's Edge bonus action

You focus all your effort into a single deadly strike.

The next time you hit with a weapon attack before the end of your next turn, you deal extra damage equal to 1d8 per exertion point spent. You must be concentrating on a spell or maneuver to use Focused Edge.

Heightened Concentration (3 points)

5th degree Razor's Edge reaction

You nearly lose concentration, but you shake your head and stay focused.

When you lose concentration, you can use your reaction to prevent yourself from losing concentration.

Sanguine Knot Maneuvers

Legion, Teamwork, Trust

A battle fought alone is often a battle already lost and practitioners of the Sanguine Knot tradition focus on the opportunities presented when an ally is nearby to help. While they may be weaker alone, these warriors are lethal in tandem and the trust they have for their companions make them truly valuable adventurers to keep nearby.

Doubleteam (1 point)

1st degree Sanguine Knot bonus action

Working in tandem with an ally, you fray the defenses of an opponent so your companion can better land a strike.

Choose a creature within your reach. The next ally within 20 feet that makes a melee weapon attack

against that creature can use its bonus action to make an Athletics check against the target's maneuver DC to grapple or push the target 10 feet.

Legion Stance (1 point)

1st degree Sanguine Knot bonus action (stance)

You strike your foes in such a way as to leave an opening for your allies to follow-up.


When you score a critical hit against a creature, an ally within reach of the same creature can use their reaction to make an opportunity attack against it.

Shield Wall (1 point)

1st degree Sanguine Knot bonus action

Falling into step with a fellow warrior and putting both of your shields together makes each of you harder to hit.

While you are wielding a shield, you can choose an ally within 5 feet that is also wielding a shield. Until the start of your next turn, as long as that ally



remains within 5 feet of you and is able to take actions both you and your ally increase your AC by 2.

Shoulder Check (1 point)

1st degree Sanguine Knot reaction

Watching a companion under attack infuriates you and you fling yourself at their opponent with a powerful shove.

After a creature within your reach makes a melee attack against an ally, you can use your reaction to make an Athletics check against the creature's maneuver DC. On a success you shove the creature 10 feet away from you and you move 10 feet in that direction.

This movement does not provoke opportunity attacks.

Back To Back (1 point)

2nd degree Sanguine Knot bonus action

You know how to fight while surrounded by foes and can quickly instruct an ally on how to move in concert to survive against an overwhelming number of foes.

Choose an ally within 5 feet. Until the start of your next turn, as long as that ally remains within 5 feet of you and is able to take actions both you and your ally increase your AC by 2.

In addition, each of you gets an extra reaction that can be used before the start of your next turn to either make an opportunity attack or activate a combat maneuver.

Double Tackle (3 points)

2nd degree Sanguine Knot action

You and an ally tackle a foe together, your combined strength forcing them to the ground.

Choose an ally you can see. Your ally can use their reaction to move up to 20 feet to be adjacent to a creature you designate.

As long as you move at least 20 feet and both you and your ally are adjacent to the creature, it makes a Strength saving throw or is knocked prone.

Alternatively, you and your ally may both choose to go prone to force the creature to fail its save. You cannot use this maneuver against creatures more than one size category larger than you or your ally.

Dual Grapple (2 points)

2nd degree Sanguine Knot bonus action

You join in a grapple instigated by an ally.

Make an Athletics check against the maneuver DC of a creature an ally has grappled. If you succeed, the creature is restrained until the grapple ends, and either you or your ally (your choice) are also restrained until the grapple ends.

Follow-Up Topple (2 points)

3rd degree Sanguine Knot reaction

As your ally strikes an opponent, you seize the moment of imbalance to knock them down.

When an ally within your reach hits a creature with a melee weapon attack, you can use your reaction to make a melee weapon attack against that creature. On a hit, the creature makes a Dexterity saving throw or is knocked prone.

Hurl Ally (3 points)

3rd degree Sanguine Knot bonus action

You throw your ally at an opponent, lending them extra power.

Choose a willing ally within your reach that is at least one size category smaller than you. You hurl your ally at a creature within 20 feet. Your ally lands in a space adjacent to the creature and can use their reaction to make a melee weapon attack against it. On a hit, the creature makes a Dexterity saving throw or the attack becomes a critical hit, or if it is already a critical hit your ally deals maximum damage.

Look At Me! (2 points)

3rd degree Sanguine Knot attack action (technique)

Your strikes make foes hesitate, leaving openings for your allies to move free of danger.

Until the start of your next turn, when you make a melee weapon attack against a creature you can choose one ally within reach. The chosen ally does not provoke opportunity attacks from that creature until the start of your next turn.

In addition, the next melee attack the chosen ally makes against that creature before the end of their next turn gains an expertise die.

Bodyguard (3 points)

4th degree Sanguine Knot reaction

You interpose yourself to take a hit for your ally.

When an ally within your reach is hit by an attack, you can use your reaction to swap places with them and become the target of that attack, taking half as much damage as normal.

Brave Shield (2 points, 2 attacks)

4th degree Sanguine Knot action

You strike while bracing and raising your shield to gain extra protection.

You must have a shield donned to use this maneuver.

Make a melee weapon attack. Until the beginning of your next turn, you gain advantage on saving throws.

Brotherhood Stance (3 points)

4th degree Sanguine Knot bonus action (stance)

By focusing on keeping enemies off-balance, you help allies attack more effectively.

Whenever you hit a creature with a melee weapon attack, you can also take Help action. On a critical hit, the target of your Help action can use their reaction to take the Dodge action.

Doubletime (2 points)

4th degree Sanguine Knot action

You execute a perfect retreat that distracts enemies and allows your companions to fall back beside you.

You take the Disengage action, and up to 3 allies within your reach can use their reactions to take the Disengage action and move their Speed.

Blood Bond (3 points)

5th degree Sanguine Knot bonus action

Your ally's suffering lends you anger as you rush to attack their foe.

Choose an ally you can see that has been damaged since the end of your last turn. Until the start of your next turn, weapon attacks made by you and the chosen ally deal an additional damage die against any creature that attacked the chosen ally since the end of your last turn.

Rallying Cry (3 points)

5th degree Sanguine Knot reaction

You offer inspiring encouragement to an ally and they gain their second wind.

When an ally you can see takes damage from an attack, you can use your reaction to release a hearty rallying cry. As long as they are able to hear you, your ally regains an amount of hit points equal to twice your proficiency bonus.

United We Stand (3 points, 2 attacks)

5th degree Sanguine Knot action

You and your allies combine forces and attack a single foe with devastating results.

Make a melee weapon attack against a creature. Any willing ally within your reach can use their reaction to make a melee weapon attack against the same creature.

If the creature is hit by two attacks, it takes extra damage equal to your proficiency bonus. If the creature is hit by three attacks, it takes extra damage equal to twice your proficiency bonus and it is knocked prone.

If the creature is hit by four or more attacks, it takes extra damage equal to twice your proficiency bonus, it is knocked prone, and it is stunned until the end of its next turn.

Spirited Steed Maneuvers

Mounted, Soldiering, Warfare

There are many warriors that fight on horseback—or an altogether different kind of creature—and master the tricks of battling in tandem with their mount to overwhelm slower, less mobile foes. The most common adherents to this tradition are soldiers typically born to noble castes with the resources to both keep steeds and pay for the tutelage of their use.

Cavalier Stance (1 point)

1st degree Spirited Steed bonus action (stance)

You protect your mount as you ride.

While you are riding your mount, its armor class increases by an amount equal to half your proficiency bonus.

Lancer Strike (1 point)

1st degree Spirited Steed action

You knock your opponent prone with a direct hit from your weapon.

You must be wielding a weapon with the reach property, mounted, and move 20 or more feet in order to use this maneuver.

Make a melee weapon attack against a creature within your weapon's reach. On a hit, you deal an extra 1d6 damage and the creature makes a Strength saving throw or is knocked prone.

Mounted Charge (2 points)

1st degree Spirited Steed attack action (technique)

You charge your foe using your mount's strength and swiftness to add power to your attack.

You must be mounted to use this maneuver.

Move up to your mount's Speed in a straight line. If at the end of your movement there is a creature within your reach, the first attack you make against it as part of this technique has advantage.

You can't take the Dash action this turn.

Riding Leap (1 point)

1st degree Spirited Steed bonus action

You coax your mount into making a remarkable leap.

As long as you are mounted and move at least 30 feet in a straight line first, you can jump further and higher than usual. The height of the jump increases



by a number of feet equal to your proficiency bonus and the distance of the jump increases by a number of feet equal to twice your proficiency bonus.

Your movement this turn does not provoke opportunity attacks.

Rearing Menace (3 points)

2nd degree Spirited Steed attack action (technique)

You rear your mount, intimidating nearby opponents.

You must be mounted to use this maneuver.

Choose a number of creatures equal to your proficiency bonus that are within 20 feet. Each creature makes a Wisdom saving throw against a DC equal to the result of your check. On a failure, a creature is frightened until the end of your next turn.

A creature of the same size as your mount or larger has advantage on the saving throw.

Spur Mount (1 point)

2nd degree Spirited Steed reaction

In tune with your mount, you guide it to greater heights.

While you are riding your mount, when it makes an ability check or saving throw you can use your reaction to grant it advantage.

Trample (2 points)

2nd degree Spirited Steed bonus action

You trample down enemies in your path.

You must be mounted to use this maneuver.

Move up to half your Speed without provoking opportunity attacks. Creatures in your path that are at least one size smaller than your mount make a Dexterity saving throw. On a failure, a creature takes 2d6 bludgeoning damage and is knocked prone.

Launched Strike (2 points)

3rd degree Spirited Steed action

You leap from your mount to attack a nearby opponent.

You must be mounted to use this maneuver.

You leap 10 feet away from your mount and make a melee weapon attack against a creature within your reach before you land. On a hit, your attack becomes a critical hit.

Sacrifice Mount (2 points)

3rd degree Spirited Steed reaction

You use your mount as a shield.

You must be mounted to use this maneuver.

When a creature targets you with an attack you can use your reaction to swing down the side of your mount, making it the target of the attack instead of you.

Saddled Blows (3 points)

3rd degree Spirited Steed attack action (technique)

From atop your mount, you strike down at your foes with powerful blows.

You must be mounted to use this maneuver.

Until the end of your next turn, when you use a melee weapon attack to hit a creature of a size smaller than your mount, it makes a Strength saving throw. On a failure, it suffers one of the following (your choice): confused until the start of your next turn, knocked prone, or slowed until the end of your next turn.

Become One (1 point)

4th degree Spirited Steed bonus action

You and your mount both attack the same enemy.

When you make a melee attack against a creature before the start of your next turn, your mount can use its reaction to attack the same creature.

If you score a critical hit, your mount makes its attack with advantage.

If your mount scores a critical hit, you have advantage on the next melee attack you make against that creature before the end of your next turn.

If both you and your mount hit, the creature is knocked prone.

Prodigious Leap (3 points)

4th degree Spirited Steed reaction

Your mount makes an incredible leap, soaring through the air.

When your mount makes an Athletics check to jump, you can use your reaction to grant it a fly speed equal to half its Speed until the end of your turn. Your mount can only fly in a straight line.

Spirited Whistle (2 points)

4th degree Spirited Steed action

You summon your mount to your side.

When you have become separated from your mount but can see it, you can use an action to whistle. As long as your mount is able to hear you, it uses its reaction to move until it is adjacent to you.

Your mount suffers a level of fatigue if this movement is more than twice its Speed.

Steely Steed Stance (3 points)

4th degree Spirited Steed bonus action (stance)

You focus on a deep and unspoken connection with your mount, lending it strength and working together as one.

When you make a melee attack against a creature, your mount gains advantage on attack rolls against that creature until the start of your next turn.

In addition, your mount has advantage on saving throws and it takes half as much damage as normal.

Devastating Charge (3 points, 3 attacks)

5th degree Spirited Steed attack action (technique)

Blending animal fury with peerless martial skill, you slam into your enemies in a storm of limbs and weaponry.

As long as you are mounted and move at least 20 feet, until the start of your next turn your movement does not provoke opportunity attacks, you gain

advantage on melee weapon attacks, and when you hit a creature with a melee weapon attack it makes a Strength saving throw or it is stunned until the start of its next turn.

Reassuring Pat (3 points)

5th degree Spirited Steed reaction

Your mount takes comfort from your presence and gains its second wind.

When your mount is hit by an attack, you can use your reaction to pat it reassuringly. Your mount regains hit points equal to your level.

If your mount is charmed, poisoned, or restrained, it can use its reaction to end those conditions.

Wheeling Charge (3 points, 2 attacks)

5th degree Spirited Steed action

You repeatedly charge your mount at your opponent, attacking again and again.

Your mount takes the Dodge action. If it moves at least 10 feet in a straight line and there's a creature within your reach, make a melee attack against that creature.

If you can continue your movement for at least 10 more feet, you can turn around and attack the same creature again.

You must end your movement at least 10 feet away from the creature.

Tempered Iron Maneuvers

Confidence, Conviction, Zealotry

To achieve victory over any opponent a warrior must be confident and those who utilize the techniques of Tempered Iron are certain of their every step and swing, often zealotous in their pursuit of a foe and motivated by a daunting drive to succeed no matter the cost.

Imposing Glare (1 point)

1st degree Tempered Iron bonus action

For a moment you unleash your fury forcing your enemy to hesitate.

Choose one hostile creature you can see within 30 feet. If it can see you, it makes a Charisma saving throw or is frightened of you until the end of your next turn.

After you have used this maneuver against a creature, until the end of combat it has advantage on saving throws to resist Imposing Glare.

Purge Magic (1 point)

1st degree Tempered Iron reaction

As soon as your senses seize upon the uttering of an incantation or a hand working the gestures of magic your body reflexively reacts with violence.

When a creature you can see within your reach casts a spell, you can use your reaction to make a melee weapon attack against it.

Striding Swings (1 point)

1st degree Tempered Iron attack action (technique)

With supreme confidence you march forward with your attack, stepping heavily into every strike and driving each blow home.


Move up to 15 feet. This movement can be through the space of hostile creatures that are up to one size category larger than you, and the spaces of other creatures do not count as difficult terrain.

Zealous Stance (1 point)

1st degree Tempered Iron bonus action (stance)

When you submit to your fervor you make yourself vulnerable but gain an edge on your opponents.

When you make your first attack on your turn, you can decide to gain an expertise die on melee weapon attack rolls until the start of your next turn.



When you do so, until the start of your next turn attack rolls against you gain an expertise die.

Faith Within (1 point)

2nd degree Tempered Iron reaction

As soon as you spot the workings of magic nearby you can reflexively draw upon your willpower to fortify your mind, body, and soul.

When you fail a saving throw against a spell or other magical effect that makes you charmed, frightened, poisoned, or stunned, at the start of your turn you can use your reaction to repeat the saving throw.

Gaze Of Conviction (2 points)

2nd degree Tempered Iron bonus action

You lock eyes with an opponent with a fury so potent that it cannot be ignored.

You stare down a creature you can see within 30 feet, and if it can see you it makes a Wisdom saving throw. On a failure, the creature is compelled to attack you. On its turn the creature moves towards you and makes as many attacks against you as it can.

The effects of this maneuver end early if you attack a different creature.

Stunning Assault (2 points, 2 attacks) *2nd degree Tempered Iron attack action (technique)*

You strike your opponent with enough force to stun them.

Until the start of your next turn, when you hit a creature with a melee weapon attack it makes a Constitution saving throw or is stunned until the end of your next turn.

Break Spell (2 points) *3rd degree Tempered Iron reaction*

You interrupt a spell to stop it being cast.

When a creature you can see within your reach casts a spell, you can use your reaction to make a melee weapon attack against it. On a hit, the creature makes a Constitution saving throw (against your maneuver DC or as normal, whichever is higher) to keep its concentration while casting or it loses the spell.

Defy Magic (2 points) *3rd degree Tempered Iron reaction*

The potency of magic is dependent upon whoever wields it, and whether arcane or divine most spells and spellcasters pale in comparison to your obsessive conviction.

When you see a creature within 30 feet make a spell attack against you, you can use your reaction to defy it. The creature makes a spellcasting ability check against your maneuver DC or automatically misses with its spell attack.

If the spell is of 7th-level or higher, this combat maneuver has no effect.

Dispelling Assault (2 points, 2 attacks) *3rd degree Tempered Iron attack action (technique)*

You attack with such fury that your enemy's magical defenses wither and fail.

Until the start of your next turn, your weapon attacks score a critical hit on a roll of 19–20, and when you score a critical hit against a creature any spell of 3rd-level or lower on the creature ends.

If you already have a feature that increases the range of your critical hits, your critical hit range increases by 1 (maximum 17–20).

Devoted Assault (3 points) *4th degree Tempered Iron bonus action*

The battle around you narrows as you focus your ire on a single opponent, ignoring other threats or enemies.

Choose one creature you can see within 30 feet. Until the start of your next turn, you cannot attack any other targets and you have advantage on weapon attacks made against that creature.

On a critical hit, you can use a Tempered Iron maneuver that you know against the creature so long as it can be activated with an action or bonus action.

Dispelling Charge (2 points) *4th degree Tempered Iron reaction*

You charge a spellcaster in order to interrupt their spell.

When a creature you can see casts a spell, you can use your reaction to move up to your Speed. If you end your movement adjacent to that creature, you can make a melee weapon attack against it. On a critical hit, the spell is interrupted (expending the spell slot) and has no effect.

Holy Pyre Stance (2 points) *4th degree Tempered Iron bonus action (stance)*

You call on your faith and smite your foes, shearing away their fire resistance.

When you hit a creature immune to fire with a melee weapon attack, it loses immunity to fire damage and gains resistance to fire damage instead.

When you hit a creature resistant to fire damage with a melee attack, it loses its resistance to fire damage.

When you hit a creature that is not immune or resistant to fire damage with a melee attack, the creature becomes vulnerable to fire damage.

When you hit a creature vulnerable to fire damage with a melee attack, you deal additional damage equal to your proficiency bonus.

Spell Shattering Strike (2 points) *4th degree Tempered Iron reaction*

You strike a spellcaster and disrupt their control over magic, fracturing the power behind a spell and transforming the energy so it roots them to the spot.

When a creature you can see within your reach casts a spell, you can use your reaction to make a melee weapon attack against it. On a hit, the creature makes a Wisdom saving throw or the spell is interrupted (expending the spell slot) and it rolls 1d4 to determine how the fraying magic affects it: 1

—the creature's Speed is reduced to 0, 2—the creature becomes confused until the end of its next turn, 3—the creature has disadvantage on checks made to concentrate on spells until it succeeds on a concentration check, 4—the creature is stunned until the end of its next turn and rattled for the next minute.

Branding Steel (3 points)

5th degree Tempered Iron bonus action

You permanently mark your foe with your sword.

Before the start of your next turn, when you hit a creature with a melee weapon attack you can choose to brand it. A branded creature has disadvantage on concentration checks and on attacks made against creatures other than you. In addition, a branded creature cannot move closer to you without making a Wisdom saving throw. The brand on a creature is removed when it regains 30 hit points or more from a healing spell or similar magic.

Burning Embers of Faith (3 points)

5th degree Tempered Iron reaction

Digging within, you stave off the call of death and surge renewed towards your foes.

When you are reduced to 0 hit points, you can use your reaction to heal a number of hit points equal to your proficiency bonus.

If you were reduced to 0 hit points by a spell, you instead heal a number of hit points equal to your level. In addition, for the next minute you gain advantage on attack rolls made against the creature that reduced you to 0 hit points, and your weapon attacks against it deal extra damage equal to your proficiency bonus.

Master of Tempered Iron (3 points, 2 attacks)

5th degree Tempered Iron attack action (technique)

Your mastery of the Tempered Iron tradition culminates in this fearsome attack.

Until the start of your next turn, your melee attacks against creatures deal extra damage equal to your proficiency bonus.

If a creature can cast spells, you instead deal extra damage equal to your level and it becomes frightened for 1 minute. At the end of each of its turns, the creature can make a Wisdom saving throw to end the effect on itself.

If a creature cannot cast spells and is frightened, you instead deal extra damage equal to your level and it is knocked prone.

If a creature can cast spells and is frightened, it makes a Wisdom saving throw or it cannot cast spells until the end of its next turn.

Tooth and Claw Maneuvers

Animalistic, Movement, Natural

There is a fundamental need to survive that all creatures tap into during a fight, an urge to endure can be captured and focused to tremendous effect. Wielders of Tooth and Claw are animalistic in their attacks, moving around in combat and pouncing upon an opponent's every weakness.

Bounding Strike (1 point)

1st degree Tooth and Claw action

You leap and bound toward your enemy with animal fury.

Move 15 feet in a straight line and make an Acrobatics or Athletics check to jump as you do so. If a creature is within your reach when you land, you can make a melee weapon attack against it using the result of your check instead of an attack roll.

Raking Strikes (2 points)

1st degree Tooth and Claw action

You lash out with one strike that sets up another, faster and wilder attack.

Make a melee weapon attack. On a hit, you can make an additional attack against the same target. You have disadvantage on this additional attack.

Ride Enemy (2 points)

1st degree Tooth and Claw reaction

You leap atop your enemy just as it attacks.

When a creature at least one size category larger than you attacks you with a natural weapon, you can use your reaction to make a grab on basic maneuver, making your Strength or Dexterity saving throw with advantage.

Springing Stance (1 point)

1st degree Tooth and Claw bonus action (stance)

Every time you step, slide, or turn you do so more quickly than usual and it becomes much easier to hurl yourself about.

You increase the distance of your horizontal jumps by a number of feet equal to your proficiency bonus, and the distance of your vertical jumps by a number of feet equal to half your proficiency bonus.



Expert Tumble (2 points)

2nd degree Tooth and Claw bonus action

You throw your body across the battlefield, careening around opponents in a route and manner that makes it difficult to anticipate where you'll move next.

As long as you move your full Speed on your turn, your AC increases by an amount equal to your proficiency bonus until the start of your next turn.

Leaping Strike (1 point, 2 attacks)

2nd degree Tooth and Claw attack action (technique)

Like a stalking predator you run down your prey and pounce with a lethal attack that throws your opponent to the ground or knocks them back.

Move up to 40 feet in a straight line. If you hit with a melee weapon attack at the end of your movement, the target makes a Strength saving throw, and on a failure it is either knocked prone or pushed back 10 feet (your choice).

Primal Intercept (2 points)

2nd degree Tooth and Claw reaction

The instant you sense an opponent has moved within your guard you immediately attack in response.

When a creature makes a melee weapon attack or check to grapple you, you can use your reaction to make a melee weapon attack against it.

Gut Strike (3 points)

3rd degree Tooth and Claw reaction

You instinctively know when you hit an opponent's weak spot and can muster an extra bit of force to devastating effect, causing your foe to suffer momentary fatigue.

When you hit a creature with a weapon attack, you can use your reaction to give the target one level of fatigue for 1 minute. On a critical hit, the target gains two levels of fatigue instead. A target cannot gain more than two levels of fatigue from this maneuver.

Rake (1 point)

3rd degree Tooth and Claw attack action (technique)

With two attacks you rend an opponent's flesh, the first striking at them in one direction and the second immediately after that pulling away at another.

Until the start of your next turn, when you hit a creature with two or more melee weapon attacks, each hit after the first deals 1d8 extra damage.

Wild Capering (1 point)

3rd degree Tooth and Claw bonus action

You move through the environment like a cat, running along walls and easily leaping across gaps.

Move 30 feet. Until the start of your next turn, you gain a climb speed equal to your Speed and your minimum jump distance increases to 10 feet vertically and 15 feet horizontally.

Blind Instinct (3 points)

4th degree Tooth and Claw bonus action

You use all your senses to focus your attacks on a single enemy.

You gain blindsight out to a range of 30 feet. If a creature leaves the range of your blindsight, you can use your reaction to mark it as prey and move up to your Speed. The next melee weapon attack you make against that creature before the end of your next turn deals an additional damage die.

Bloody Roar (3 points)

4th degree Tooth and Claw action

A victorious battle cry strikes fear in the heart of your foes.

Make a melee weapon attack against a creature. On a hit, you release a mighty roar that shakes the very earth and firmament in a 30-foot cube centered on you. Each hostile creature in the area makes a Wisdom saving throw. On a failure, a creature takes psychic damage equal to twice your proficiency bonus and it becomes frightened until the end of its next turn, or on a success it takes half damage and does not become frightened.

Mercurial Striking Stance (1 point)

4th degree Tooth and Claw bonus action (stance)

By tapping into your basic survival instincts you not only unleash your potential—you make certain that every strike counts.

The minimum result on a damage die rolled with a natural weapon, unarmed strike, or weapon with the Light property is a 3.

Prey On The Weak (3 points)

4th degree Tooth and Claw reaction

You move to strike a wounded enemy.



When an ally strikes a creature you can see with a melee attack, you can use your reaction to move up to your Speed, ending your move adjacent to that creature and making a melee weapon attack against it.

If the creature is bloodied and the attack hits, you score a critical hit.

Furious Barrage (3 points, 2 attacks)

5th degree Tooth and Claw action

You unleash blow after blow, striking your opponent again and again, oblivious to your surroundings.

Make a melee weapon attack against a creature. On a hit, make another melee weapon attack. You can keep attacking until you miss. You cannot make more attacks than your proficiency bonus in this manner.

Attack rolls against you have advantage until the beginning of your next turn.

Howl At The Moon (3 points)

5th degree Tooth and Claw bonus action

You let out a mighty howl which refreshes you and fills you with passion.

You throw your head backwards and release a thrilling howl, gaining 2d4 temporary hit points. These temporary hit points last for 10 minutes.

As long as you have these temporary hit points, you add your proficiency bonus to damage dealt with melee weapon attacks, and when you score a critical hit with a melee weapon attack you gain 1d4 additional temporary hit points.

Wounded Animal Gambit (3 points)

5th degree Tooth and Claw reaction

Playing dead, you surprise your foe with a sudden attack.

When you lose hit points, you can use your reaction to fall prone and pretend to be dead. All hostile creatures able to see you consider you to be dead or dying.

If a creature moves within your reach before the beginning of your next turn, you can immediately stand up and use a Tooth and Claw maneuver you know against it.

This maneuver costs points from your exertion pool as usual, but no action is required to activate it and any melee attacks made as part of the maneuver have advantage.

Unending Wheel Maneuvers

Mastery, Patience, Training

There are many facets to combat—how one places their feet, an adroit grip upon a weapon's hilt, the angle of a shield arm—but achieving exceptional skill over specific weaponry can be an efficient means to victory. By patiently focusing your martial studies you unlock secrets that general practitioners of combat never glean, and with dedicated training you master their use.

Dangerous Signature (1 point)

1st degree Unending Wheel reaction

You have mastered a strike that is unmistakably your own.

Choose a simple symbol (such as a letter) to be your signature. When you have advantage on a melee weapon attack roll, on a hit you can leave your signature on the creature or object you attacked. Your signature remains on a creature until it is fully healed and has taken a long rest.

While a creature bears your signature, you can use a bonus action to make an Intimidation check against it. On a failure, the creature is frightened until the start of your next turn.

Throwing Stance (1 point)

1st degree Unending Wheel bonus action (stance)

You wield your weapon with a practiced familiarity that makes it deadly even when a foe is beyond your reach, able to hurl it as accurately as a thrown dagger.

Choose a weapon when you learn this combat maneuver. While you are wielding the chosen weapon it has the Thrown property (range 30/60 feet).

Victory Pose (2 points)

1st degree Unending Wheel reaction

Your victory pose spurs your allies.

Choose a weapon when you learn this combat maneuver. When you score a critical hit with this weapon, you can use your reaction to pose dramatically as you finish the strike.

Choose a number of allies equal to your proficiency bonus that you can see within 30 feet. For the next minute, the chosen allies have

advantage on the next death saving throw each makes before the end of combat.

Wounding Strike (2 points)


1st degree Unending Wheel bonus action

Swinging or thrusting with your weapon like you have thousands of times before, you know precisely where its tip grazes and your swing hits at the smallest flaw in an opponent's armor to deliver a painful wound.

Choose a weapon when you learn this combat maneuver. If you hit with your next attack roll using the chosen weapon against a living creature, you deliver a wound that deals 1d4 ongoing damage.

At the start of each of the wounded creature's turns, it makes a Constitution saving throw, ending the effect on itself on a success.

Alternatively, the wounded creature, or a creature within 5 feet of it, can use an action to make a Medicine check against your maneuver DC, ending the ongoing damage on a success.



Healing magically or from a trait (such as Regeneration) also ends the effect.

Deflect Strike (1 point)

2nd degree Unending Wheel reaction

With a bit of effort as an opponent strikes at you, you can knock the blow away and divert the attack.

When a creature makes a weapon attack against you, you can use your reaction to reduce the attack's damage by a number of d6 equal to your proficiency bonus.

If this maneuver reduces the damage to 0, the attack becomes a miss.

Instant Strike (3 points)

2nd degree Unending Wheel bonus action

You quickly draw and strike with a weapon in the blink of an eye.

Choose a creature within your reach. You draw a melee weapon and use it to make an attack against that creature. You cannot use this combat maneuver against the same creature more than once per combat.

Preternatural Strikes (1 point)

2nd degree Unending Wheel attack action (technique)

When you focus on executing your attacks properly they are so perfect that your weapon can slip beneath even supernatural defenses.

Choose a weapon when you learn this combat maneuver. Until the start of your next turn, your weapon attacks using that weapon ignore resistance to nonmagical weapon damage.

Disarming Assault (1 point)

3rd degree Unending Wheel attack action (technique)

Instead of waiting for an opponent to strike so you can slap their weapon away, you lay into them with attacks that knock it from their hands.

Until the start of your next turn, your strikes can deprive foes of their armaments. In addition to dealing damage, when you hit a creature with a melee weapon attack it makes a Strength saving throw. On a failure, an item of your choice that the creature is holding (including a shield) flies from its grip to land in a randomly determined space 10 feet away.

Expert Sidestep (2 points)

3rd degree Unending Wheel reaction

You respond to an attacker's weapon with a peerless defensive step that displays your prowess as a warrior.

When a creature makes a weapon attack against you, you can use your reaction to gain a bonus to AC equal to your proficiency bonus, possibly turning a hit into a miss.

Unsettling Injury (3 points)

3rd degree Unending Wheel action

Your attack unnerves your foe, making it hard for them to concentrate.

Choose a weapon when you learn this combat maneuver. Make a melee weapon attack using the chosen weapon, and on a hit the target makes a Constitution saving throw. On a failure the target loses concentration on any spell it has cast, any combat stance it is using ends, and it cannot use combat maneuvers or cast spells until the end of your next turn.

Any Weapon Stance (1 point)

4th degree Unending Wheel bonus action (stance)

What you wield isn't what makes you a deadly combatant—you are the weapon. Attaining mastery of some weaponry has taught you how to focus and bring all that practice to bear even with lethal implements you've never seen before.

You gain proficiency with all weapons (including rare weapons).

Explosive Step (2 points)

4th degree Unending Wheel bonus action

You end your movement with a final surge, lending strength to your attack.

You must use all your movement this turn to use this maneuver.

Move an additional 5 feet. Your next melee weapon attack is made with advantage, deals extra damage equal to your proficiency bonus, and you score a critical hit on a roll of 19–20. If you already have a feature that increases the range of your critical hits, your critical hit range increases by 1 (maximum 17–20).

After using this maneuver to hit a creature, it can use an action to make a Perception check against your maneuver DC. On a success, for the next minute any uses of Explosive Step do not grant advantage on attack rolls made against the creature.

Mistaken Opportunity (2 points)

4th degree Unending Wheel reaction

Mastery is making sure even a mistake becomes an opportunity. You follow through on a miss to attack a different enemy.

When you miss with a melee weapon attack against a creature, you can use your reaction to take your momentum and target a different creature within your reach with a melee attack using the same weapon.

This attack is made with advantage and deals extra damage equal to your proficiency bonus. If both attack rolls would hit the creature, it is stunned until the end of its next turn.

Wind Strike (3 points)

4th degree Unending Wheel action

You use a melee weapon to strike a foe from a distance.

Choose a weapon when you learn this combat maneuver. You can use the chosen weapon to strike a distant target with air pressure, giving your attack a normal range of 20 feet and long range of 60 feet. This functions as if your weapon had the Thrown property except you don't actually throw it.

You have advantage on attack rolls made using this maneuver. If both attack rolls hit, you deal an additional damage die.

After using this maneuver to hit a creature, it can use an action to make a Perception check against your maneuver DC. On a success, for the next minute any uses of Wind Strike do not grant advantage on attack rolls made against the creature.

Heart Of The Sword (3 points)

5th degree Unending Wheel bonus action

You focus on the bond between you and your weapon.

Choose a weapon when you learn this combat maneuver. For the next minute, attacks made with the chosen weapon score a critical hit on a roll of 19–20 and ignores any damage resistances a target might have. If you already have a feature that increases the range of your critical hits, your critical hit range increases by 1 (maximum 17–20).

Apotheosis Assault (3 points, 3 attacks)

5th degree Unending Wheel action (technique)

Long, relentless attack sequences are expected from practiced warriors but true masters can strike simultaneously. You focus all your energy into a single, deadly attack.

Make attack rolls as normal, but target only one creature or object and don't roll damage. Once you have determined the number of successful hits, add up the damage dice for each attack and roll it all at once. Static bonuses to damage, such as ability modifiers, are only added once.

Apotheosis Assault does not trigger any reactions and damage dealt by this maneuver ignores resistances and immunities.

Unparalleled Under Heaven (3 points, 2 attacks)

5th degree Unending Wheel attack action (technique)

In a blur of smooth motion, you unleash a sequence of attacks.

Make twice as many attacks as normal. You can replace any number of these attacks with combat maneuvers that are not techniques. At the end of your turn your exertion pool is reduced to 0 and you suffer a level of fatigue.

OPEN GAME LICENSE VERSION 1.0A

The following text is the property of Wizards of the Coast, Inc. and is Copyright 2000 Wizards of the Coast, Inc. ("Wizards"). All Rights Reserved.

1. Definitions: (a) "Contributors" means the copyright and/or trademark owners who have contributed Open Game Content; (b) "Derivative Material" means copyrighted material including derivative works and translations (including into other computer languages), potation, modification, correction, addition, extension, upgrade, improvement, compilation, abridgement or other form in which an existing work may be recast, transformed or adapted; (c) "Distribute" means to reproduce, license, rent, lease, sell, broadcast, publicly display, transmit or otherwise distribute; (d) "Open Game Content" means the game mechanic and includes the methods, procedures, processes and routines to the extent such content does not embody the Product Identity and is an enhancement over the prior art and any additional content clearly identified as Open Game Content by the Contributor, and means any work covered by this License, including translations and derivative works under copyright law, but specifically excludes Product Identity. (e) "Product Identity" means product and product line names, logos and identifying marks including trade dress; artifacts, creatures, characters, stories, storylines, plots, thematic elements, dialogue, incidents, language, artwork, symbols, designs, depictions, likenesses, formats, poses, concepts, themes and graphic, photographic and other visual or audio representations; names and descriptions of characters, spells, enchantments, personalities, teams, personas, likenesses and special abilities; places, locations, environments, creatures, equipment, magical or supernatural abilities or effects, logos, symbols, or graphic designs; and any other trademark or registered trademark clearly identified as Product Identity by the owner of the Product Identity, and which specifically excludes the Open Game Content; (f) "Trademark" means the logos, names, mark, sign, motto, designs that are used by a Contributor to identify itself or its products or the associated products contributed to the Open Game License by the Contributor (g) "Use", "Used" or "Using" means to use, Distribute, copy, edit, format, modify, translate and otherwise create Derivative Material of Open Game Content. (h) "You" or "Your" means the licensee in terms of this agreement.
2. The License: This License applies to any Open Game Content that contains a notice indicating that the Open Game Content may only be Used under and in terms of this License. You must affix such a notice to any Open Game Content that you Use. No terms may be added to or subtracted from this License except as described by the License itself. No other terms or conditions may be applied to any Open Game Content distributed using this License.
3. Offer and Acceptance: By Using the Open Game Content You indicate Your acceptance of the terms of this License.
4. Grant and Consideration: In consideration for agreeing to use this License, the Contributors grant You a perpetual, worldwide, royalty-free, non-exclusive license with the exact terms of this License to Use, the Open Game Content.
5. Representation of Authority to Contribute: If You are contributing original material as Open Game Content, You represent that Your Contributions are Your original creation and/or You have sufficient rights to grant the rights conveyed by this License.
6. Notice of License Copyright: You must update the COPYRIGHT NOTICE portion of this License to include the exact text of the COPYRIGHT NOTICE of any Open Game Content You are copying, modifying or distributing, and You

must add the title, the copyright date, and the copyright holder's name to the COPYRIGHT NOTICE of any original Open Game Content you Distribute.

7. Use of Product Identity: You agree not to Use any Product Identity, including as an indication as to compatibility, except as expressly licensed in another, independent Agreement with the owner of each element of that Product Identity. You agree not to indicate compatibility or co-adaptability with any Trademark or Registered Trademark in conjunction with a work containing Open Game Content except as expressly licensed in another, independent Agreement with the owner of such Trademark or Registered Trademark. The use of any Product Identity in Open Game Content does not constitute a challenge to the ownership of that Product Identity. The owner of any Product Identity used in Open Game Content shall retain all rights, title and interest in and to that Product Identity.
8. Identification: If you distribute Open Game Content You must clearly indicate which portions of the work that you are distributing are Open Game Content.
9. Updating the License: Wizards or its designated Agents may publish updated versions of this License. You may use any authorized version of this License to copy, modify and distribute any Open Game Content originally distributed under any version of this License.
10. Copy of this License: You MUST include a copy of this License with every copy of the Open Game Content You distribute.
11. Use of Contributor Credits: You may not market or advertise the Open Game Content using the name of any Contributor unless You have written permission from the Contributor to do so.
12. Inability to Comply: If it is impossible for You to comply with any of the terms of this License with respect to some or all of the Open Game Content due to statute, judicial order, or governmental regulation then You may not Use any Open Game Material so affected.
13. Termination: This License will terminate automatically if You fail to comply with all terms herein and fail to cure such breach within 30 days of becoming aware of the breach. All sublicenses shall survive the termination of this License.
14. Reformation: If any provision of this License is held to be unenforceable, such provision shall be reformed only to the extent necessary to make it enforceable.
15. COPYRIGHT NOTICE
Open Game License v 1.0a © 2000, Wizards of the Coast, Inc.
System Reference Document © 2000, Wizards of the Coast, Inc.;
Authors:
Jonathan Tweet, Monte Cook, and Skip Williams, based on material by E. Gary Gygax and Dave Arneson.
System Reference Document 5.1 Copyright 2016, Wizards of the Coast, Inc.; Authors Mike Mearls, Jeremy Crawford, Chris Perkins, Rodney Thompson, Peter Lee, James Wyatt, Robert J. Schwalb, Bruce R. Cordell, Chris Sims, and Steve Townshend, based on original material by E. Gary Gygax and Dave Arneson.
Pathfinder Roleplaying Game Reference Document. © 2011, Paizo Publishing, LLC; Author: Paizo Publishing, LLC.
Level Up Playtest Document #1. © 2020 EN Publishing.
www.levelup5e.com
Level Up Playtest Document #2. © 2020 EN Publishing.
www.levelup5e.com
Level Up Playtest Document #3. © 2020 EN Publishing.
www.levelup5e.com
Level Up Playtest Document #4. © 2020 EN Publishing.
www.levelup5e.com

Level Up Playtest Document #5. © 2020 EN Publishing.

www.levelup5e.com

Level Up Playtest Document #6. © 2020 EN Publishing.

www.levelup5e.com

Level Up Playtest Document #7. © 2020 EN Publishing.

www.levelup5e.com

Level Up Playtest Document #8. © 2021 EN Publishing.

www.levelup5e.com

Level Up Playtest Document #9. © 2021 EN Publishing.

www.levelup5e.com

Level Up Playtest Document #10. © 2021 EN Publishing.

www.levelup5e.com

Level Up Playtest Document #11. © 2021 EN Publishing.

www.levelup5e.com

Level Up Playtest Document #12. © 2021 EN Publishing.

www.levelup5e.com

Level Up Playtest Document #13. © 2021 EN Publishing.

www.levelup5e.com

Level Up Playtest Document #14. © 2021 EN Publishing.

www.levelup5e.com

Level Up Playtest Document #15. © 2021 EN Publishing.

www.levelup5e.com

Level Up Playtest Document #15. © 2021 EN Publishing.

www.levelup5e.com

Level Up Playtest Document #16. © 2021 EN Publishing.

www.levelup5e.com

Open Game Content

Except for material designated as Product Identity, the game mechanics of this document are Open Game Content.

Product Identity

The following items are designated Product Identity: all trademarks, proper nouns, art, and descriptive text, the names 'Level Up' and 'A5E'.

Level Up Playtest © 2021 EN Publishing.