

THE ARAB AMERICAN VOTE

A Yalla Vote® Tracking Poll

October 27, 2020



ARAB
AMERICAN
VOTER
WWW.AAIUSA.ORG

The Arab American Vote

Because Arab American voters view President Donald Trump as having been ineffective in addressing most issues of priority concern to their community, 59% say they are casting their ballots for Democratic candidate Joseph Biden with only 35% voting to reelect President Trump. This is one of the findings of a nationwide poll of 805 Arab American voters conducted by the Arab American Institute during the second week of October 2020.

Overall, Joseph Biden is viewed favorably by 74% of Arab American voters and unfavorably by only 25%, while President Trump's favorable/unfavorable ratio is a lukewarm 48% to 51%. Even a majority (55%) of Arab American Republicans have a favorable view of Biden.

One of the few positive signs for Donald Trump among Arab American voters is the fact that he has galvanized support among Arab American Republicans and brought home some of those who, during the first two decades of this century, had stopped self-identifying with the GOP. The 40% Democrat/33% Republican split among Arab American voters represents a narrowing of the gap between the two parties. The partisan divide of 40% to 38% in 2000 had grown each election cycle since then. By 2016, it had become 52% to 26%. Today's party identification numbers are similar to 2002 and 2004 when it was 39% to 31%.

Because Arab American voters view President Donald Trump as having been ineffective in addressing most issues of priority concern to their community, 59% say they are casting their ballots for Democratic candidate Joseph Biden with only 35% voting to reelect President Trump.

As a result, while Biden holds a significant lead over Trump in this year's poll, the margin is somewhat less than the gap that separated Hillary Clinton and Donald Trump. Back in 2016, Clinton's margin over Trump was 58% to 25%, with a significant number of Arab American Republicans Supporting Clinton. In 2016, Clinton decisively led among most demographic sub-groups, scoring highest among Arab American Muslims (67% to 12%) and those who are naturalized citizens (60% to 24%).

In this 2020 poll, the Democratic candidate Joseph Biden again wins among almost all demographic groups, but by a somewhat smaller margin than former President Barack Obama. Biden leads among Catholics (55% to 43%), Muslims (60% to 30%), and naturalized citizens (64% to 23%). Where Biden's margins are largest are among younger Arab American voters (67% to 27%) and senior citizens (66% to 26%).

When provided a list of 14 policy concerns and asked to identify the issues they feel are most important in determining their votes in this election, 40% of Arab Americans said their number one concern was "race relations in the US today." This was followed by jobs and the economy (23%), health care (21%), the environment and climate change (17%), and Social Security and Medicare (10%). On all of these issues, except for "jobs and the economy," Biden was favored over Trump by a significant margin.

The issue of deteriorating race relations looms large for Arab American voters with 70% saying they have a positive view of the nationwide demonstrations supporting Black lives and 74% holding critical views of policing practices in the US.

Resolving the Israeli-Palestinian conflict was the only foreign policy issue mentioned in the above list of overall concerns and was listed as a top priority by only 5% of Arab American voters. But when it comes to identifying their major issues of concern in the Middle East, 45% of Arab Americans said that resolving the Israeli-Palestinian conflict was one of their top concerns.

This was followed by "meeting the humanitarian concerns of the Syrian people" and "addressing the ongoing political and economic crises in Lebanon." By a margin of two to one President Trump was seen as having been more ineffective than effective in handling of each of these critical concerns. And by margin of 49% to 33%, Arab American voters said they believe that Biden would be better than the sitting president at improving US relations with the Arab world.

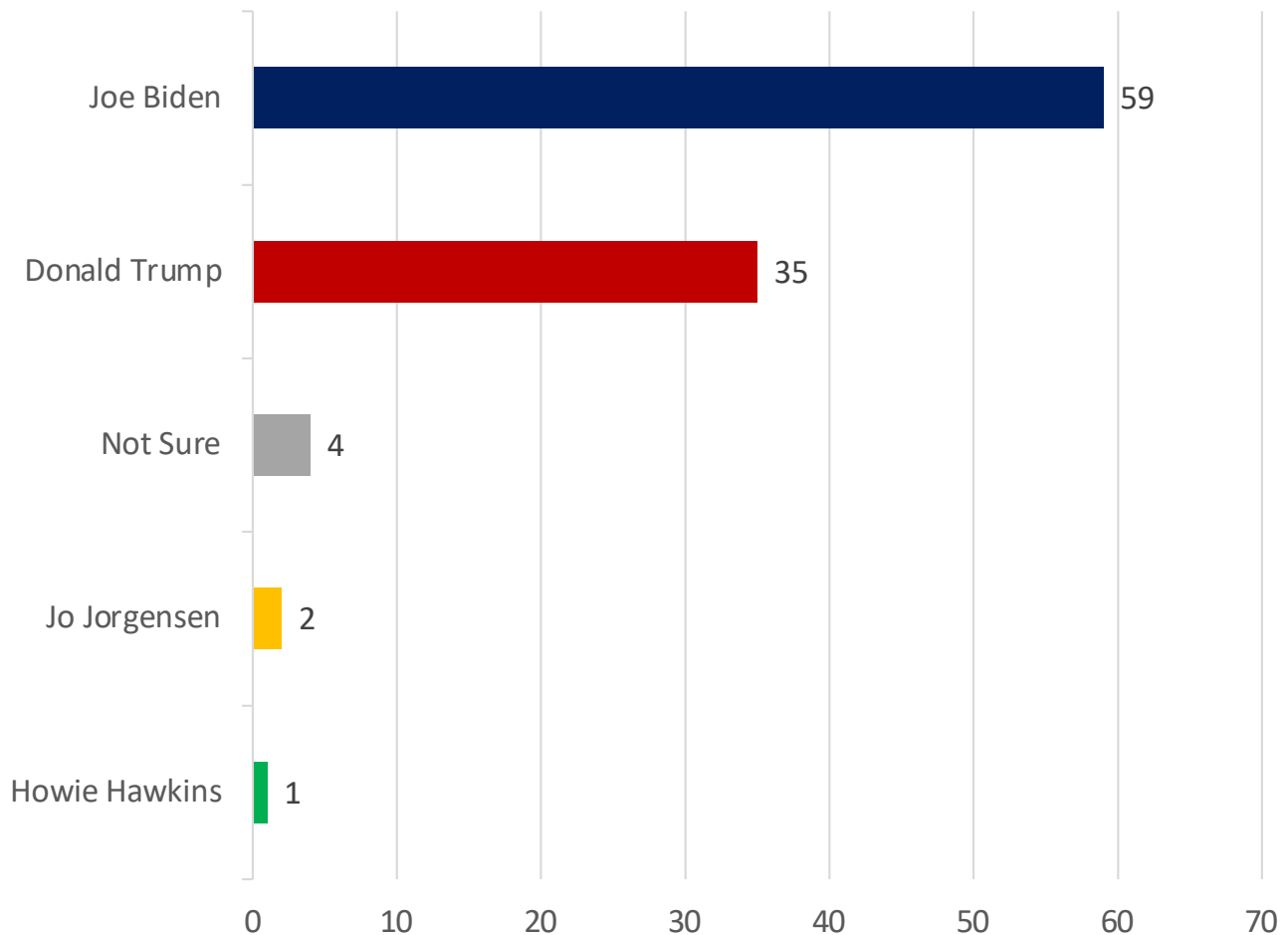
The issue of deteriorating race relations looms large for Arab American voters with 70% saying they have a positive view of the nationwide demonstrations supporting Black lives and 74% holding critical views of policing practices in the US.

Turnout will be very high in this election with slightly more than 80% of Arab Americans saying they are very likely to vote. Most Democrats say they are either voting early in person or by mail (52%), while most Republicans are waiting until election day to cast their votes (62%). Interestingly, more Trump voters (75%) are concerned that their ballots might not be counted than Biden voters (63%).

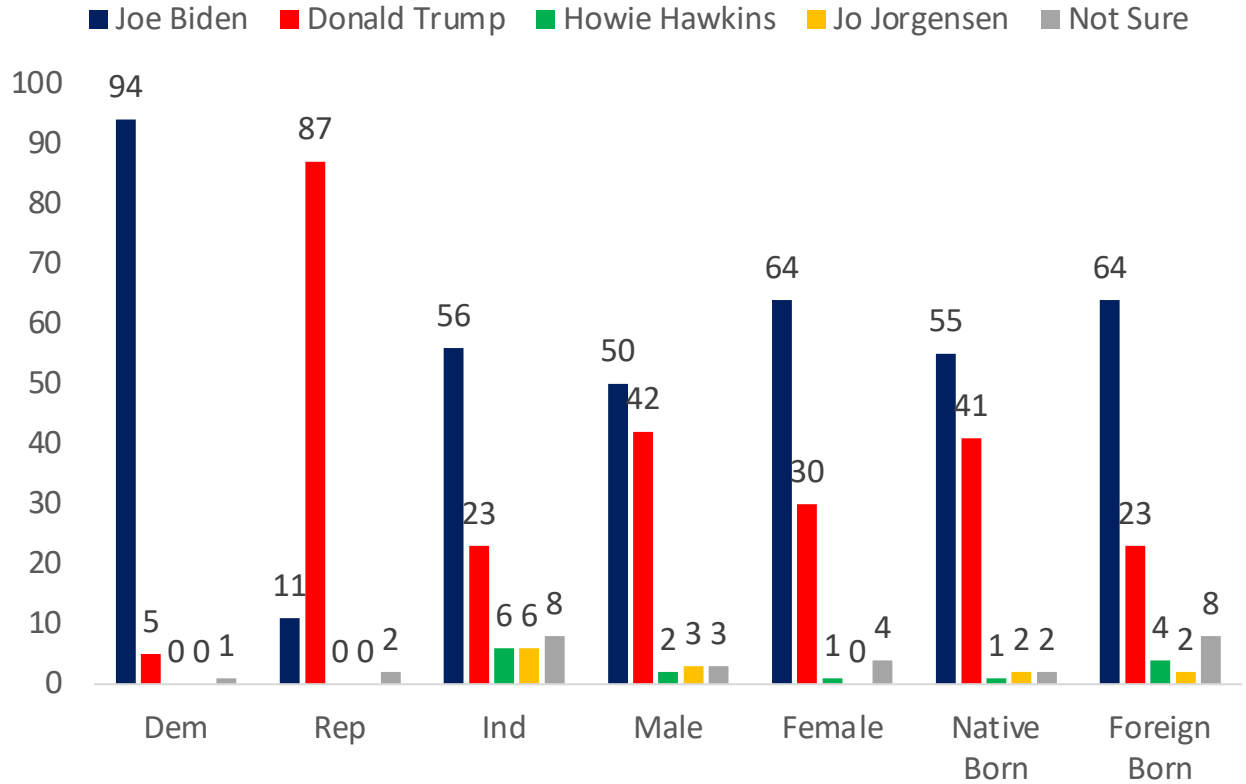
Where the Arab American vote will be most critical are in the key battleground states of Michigan (where they can be as much as 5% of the vote), and Ohio and Pennsylvania (where they are between 1.7 to 2% of likely voters).

Biden Has a Double-digit Lead with Likely Voters Over Trump

If the election for President of the United States were held today, for whom would you vote?

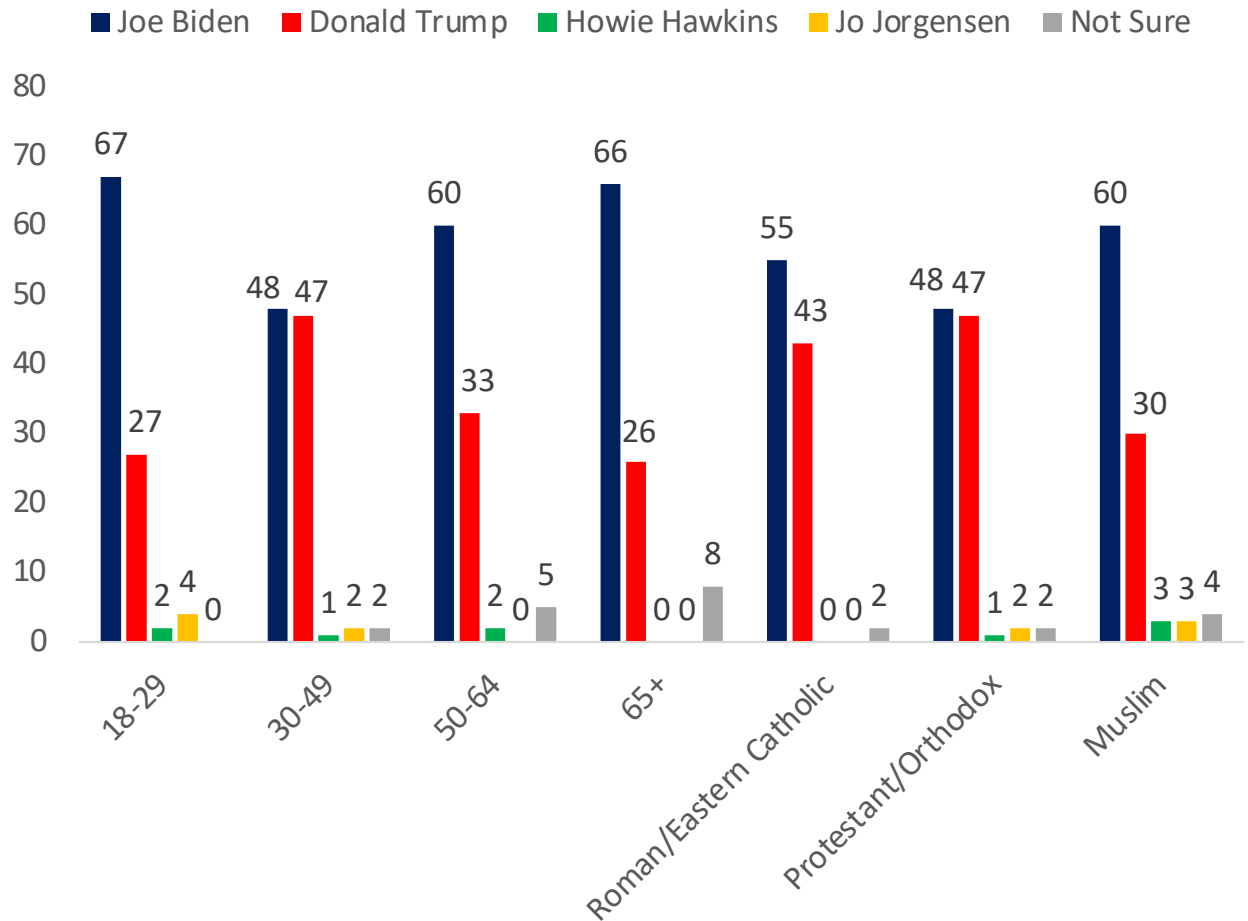


If the election for President of the United States were held today, for whom would you vote?



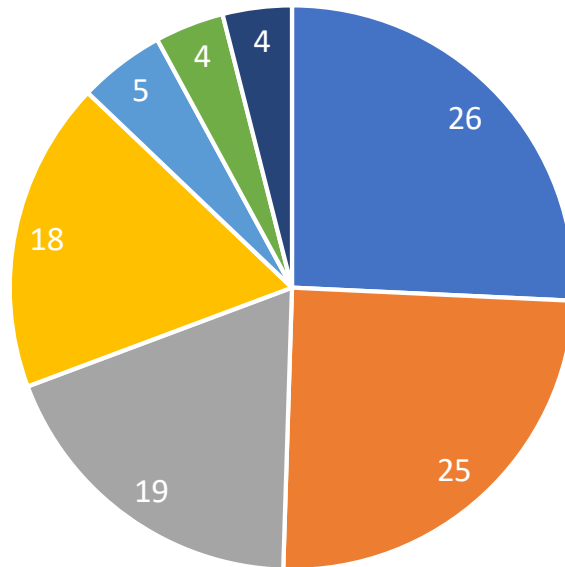
- Both Candidates enjoy high levels of support from their party's, showing a highly polarized environment.
- Independents break for Biden by 33 points.
- Trump does best with men and native-born Arab Americans, while Biden does best with women and foreign-born Arab Americans.

If the election for President of the United States were held today, for whom would you vote?



- Biden significantly leads Trump with younger and older voters, while Trump and Biden are nearly even with 30-49-year-olds.
- Biden enjoys strong support from Muslim and Catholic voters.
- Protestant/Orthodox voters are equally divided with Biden at 48% and Trump at 47%.

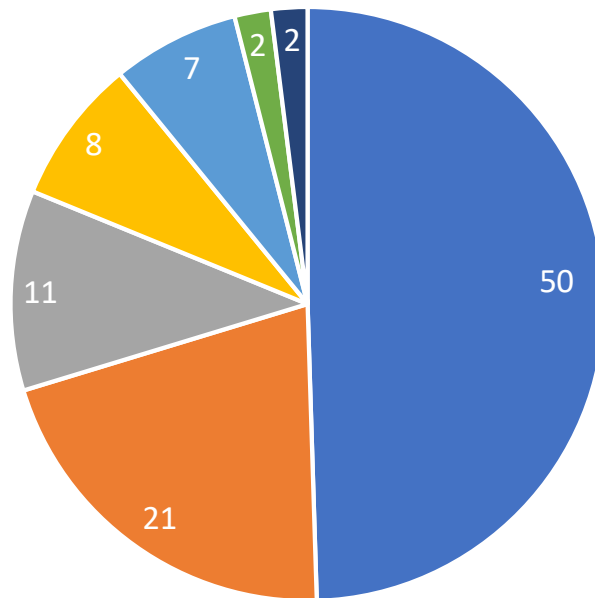
Which of the following reasons best explain why you are voting for Joe Biden?



- I Vote Democrat
- Voting Against Trump/Republicans
- Domestic issues/ I like his stand on the economy and other domestic issues
- I think he values the kind of America I believe in
- Foreign Policy/ I like his foreign policy
- I like him as a person
- Other

- Only 26% of Biden supporters say they are voting for him because he is a Democrat.
- 25% say they support Biden to oppose Trump.
- 19% like his domestic policy, while 18% believe they value the same kind of America.

Which of the following reasons best explain why you are voting for Donald Trump?

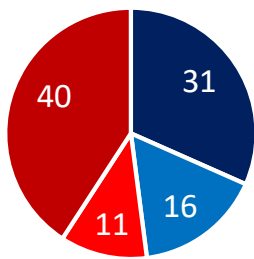


- I Vote Republican
- Domestic issues/I like his stand on the economy and other domestic issues
- I think he values the kind of America I believe in
- Foreign Policy/ I like his foreign policy
- Voting Against Biden/Democrats
- I like him as a person
- Other

- 50% of Trump voters say they are voting for him based on his party.
- 21% support him because of his domestic policy.
- Only 7% say they are voting against Biden, a much smaller amount than Biden supporters voting against Trump.

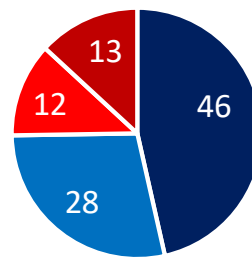
Biden Has High Favorability Ratings

Overall, how would you rate your attitude towards President Trump?



■ Very positive ■ Somewhat positive
■ Somewhat negative ■ Very negative

Overall, how would you rate your attitude towards Joe Biden?

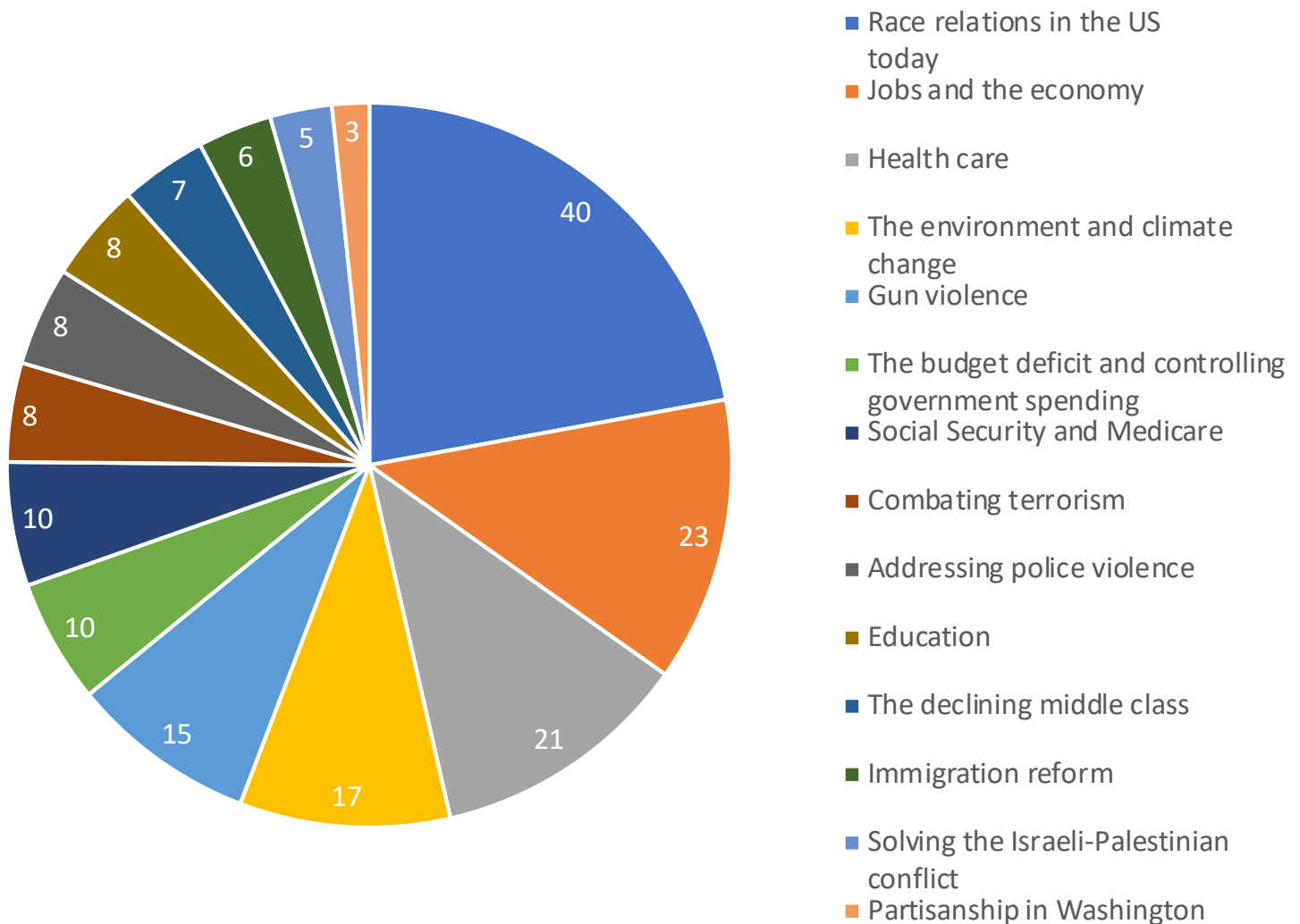


■ Very positive ■ Somewhat positive
■ Somewhat negative ■ Very negative

- 47% of Arab Americans have a favorable view of President Trump while 51% have a negative view, of whom 40% report a “very negative view.”
- Arab Americans have an overwhelming positive view of Joe Biden with 74% having a positive attitude towards him.

Arab American Voters on the Issues

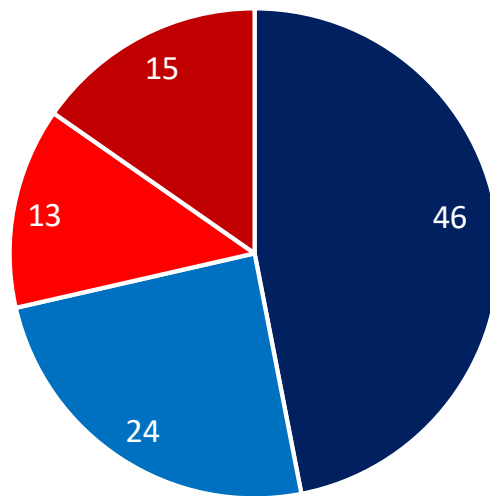
Of the following issues, in your opinion, which are the most important in determining your vote for President.



- Arab Americans' largest concerns this election year are race relations, economy, and health care.
- Climate change and gun violence are also important to Arab Americans.

Arab Americans on Race and Policing

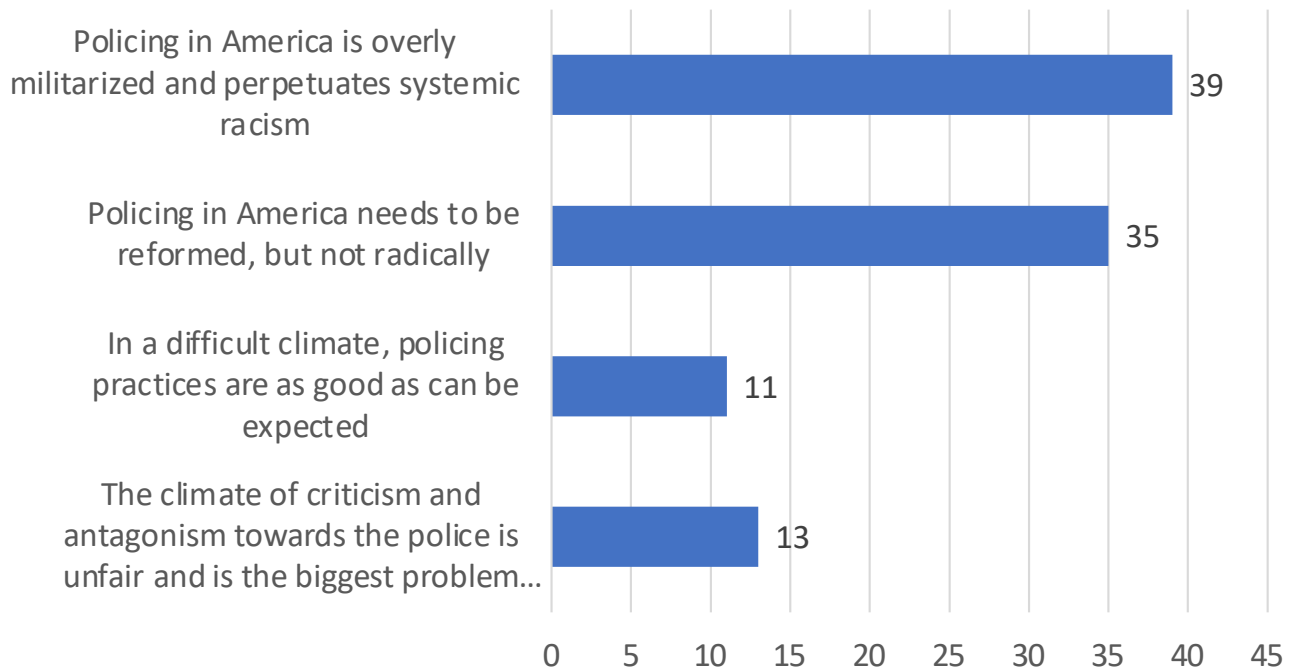
Overall, what is your opinion of the demonstrations across the country in support of Black lives?



■ Very Positive ■ Somewhat Positive ■ Somewhat Negative ■ Very Negative

- 70% of Arab Americans have a positive opinion of the demonstrations for Black lives.

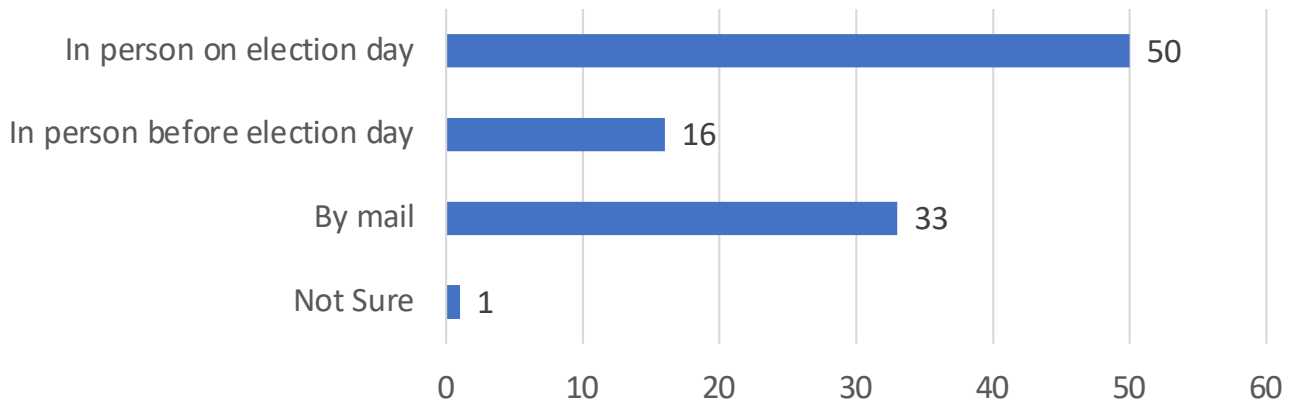
Which best reflects your view of policing practices in the United States?



- The vast majority of Arab Americans believe the policing system needs to be reformed in some fashion.
- 39% of Arab Americans believe the police are over militarized and perpetuate systemic racism.
- Only 13% think the criticism towards police is unfair.

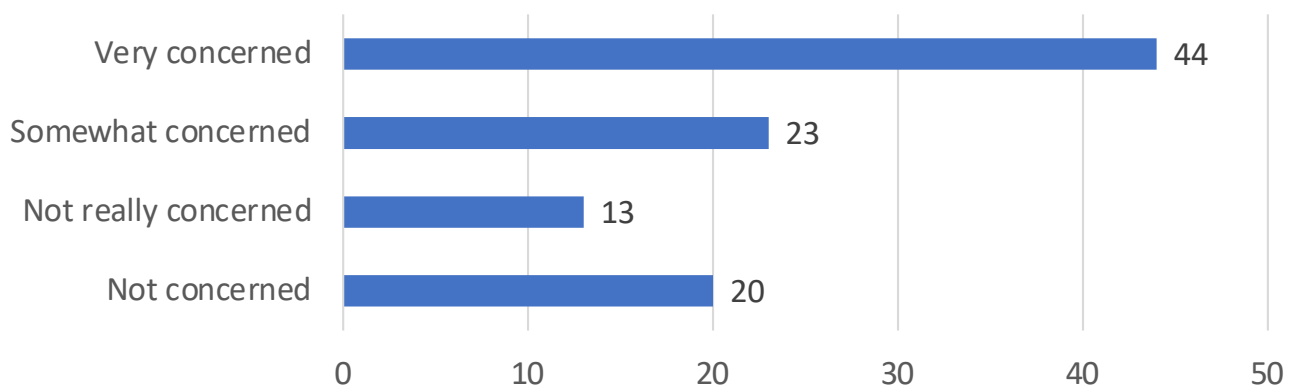
Arab Americans on Voting

How do you plan to vote in this election?



- Half of Arab American voters plan to vote on election day, while 33% are voting by mail.

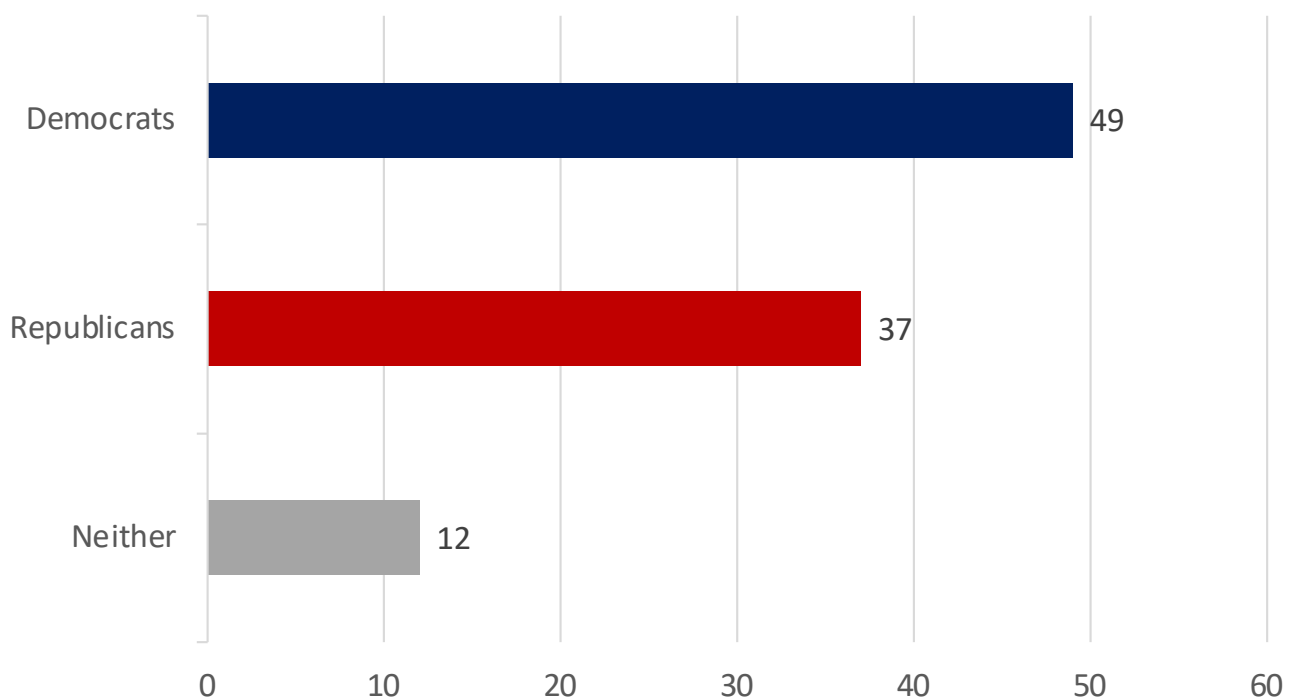
How concerned are you that your ballot will be counted?



- Over 67% of Arab American voters are very or somewhat concerned that their ballot will be counted.

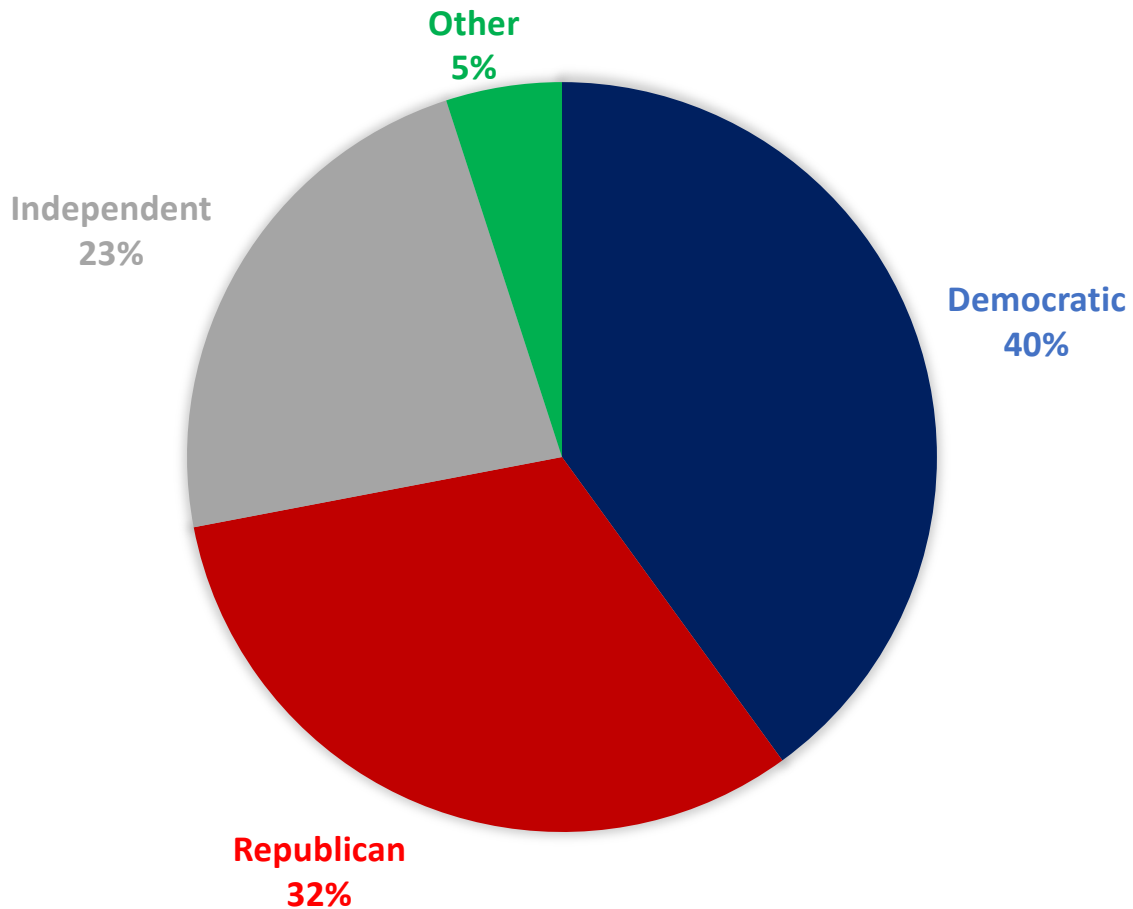
Democrats lead Republicans on Control of Congress Preference

Which Party would you rather have in control of Congress - Democrats or Republicans?



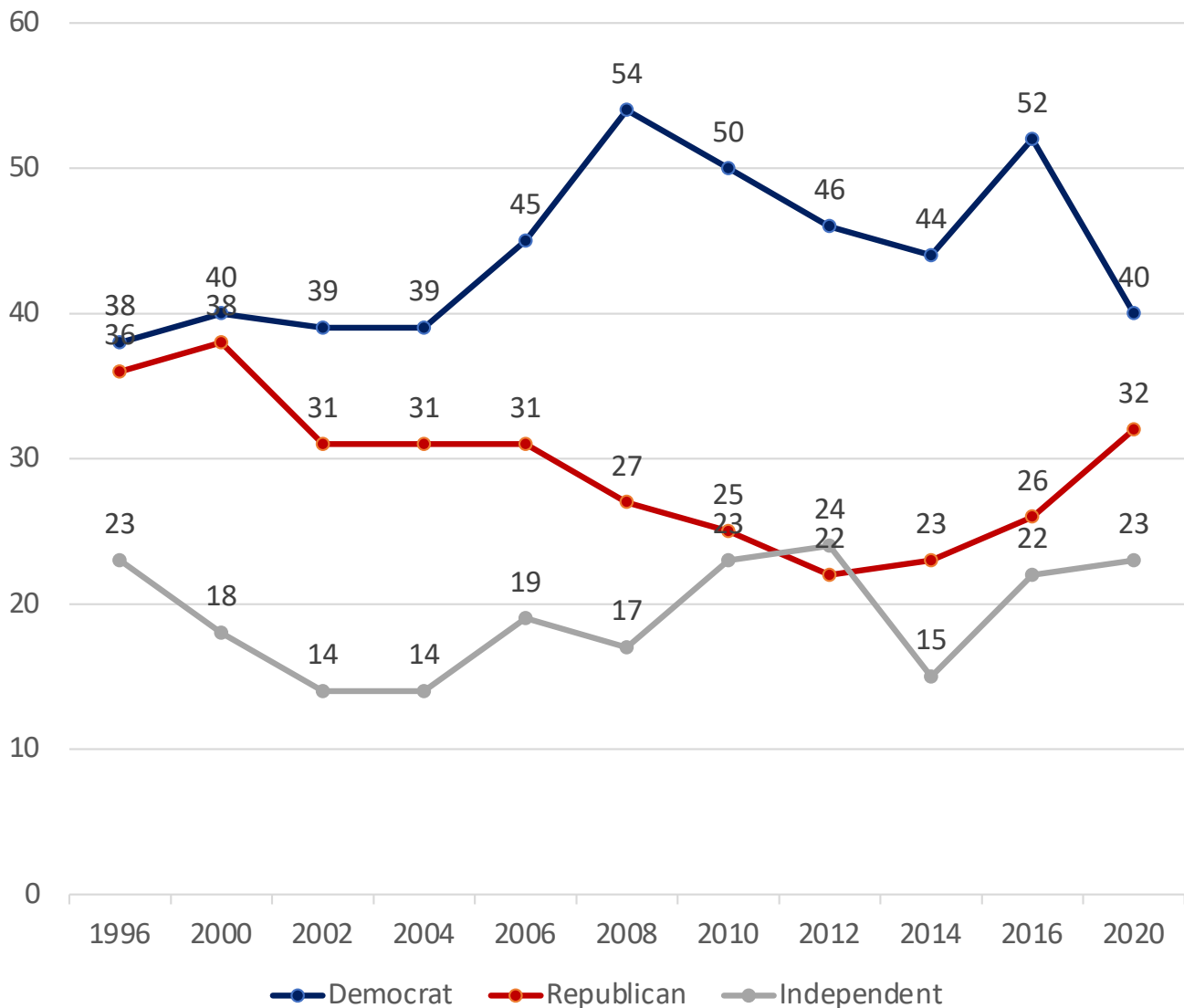
- A large plurality of Arab Americans would prefer to have the Democrats in control of Congress.

Arab American Party Identification



- 40% of Arab Americans identify as Democrats, a decline from 2016 but still a plurality.
- 32% of Arab Americans identify as Republicans.
- 23% identify as an Independent, which is almost unchanged from 2016.

Tracking Party Identification



- Republicans continue steady growth in party identification reaching pre-Obama levels.
- Democrats drop in party identification after a jump in 2016.
- Independents are steady at 23%

Methodology

Zogby Analytics was commissioned by AAI to conduct a hybrid (online and live operator telephone) survey of 805 Arab Americans. The poll was conducted October 4 -12, 2020.

Telephone samples are randomly drawn from random telephone lists. Up to four calls are made to reach a sampled phone number, respondents that were not available but qualified to respond were allowed to set appointments to be recalled within the time frame of the field work.

Additionally, using internal and trusted interactive partner resources, thousands of adults were randomly invited to participate in this interactive survey. Each invitation was password coded and secure so that one respondent could only access the survey one time.

Using information based on census data, voter registration figures, CIA fact books and exit polls, we use complex weighting techniques to best represent the demographics of the population being surveyed. Weighted variables may include age, race, gender, region, party, education, and religion.

Based on a confidence interval of 95%, the margin of error for 805 is +/- 3.5 percentage points. This means that all other things being equal, the identical survey repeated will have results within the margin of error 95 times out of 100.

Subsets of the data have a larger margin of error than the whole data set. As a rule we do not rely on the validity of very small subsets of the data especially sets smaller than 50-75 respondents. At that subset we can make estimations based on the data, but in these cases the data is more qualitative than quantitative.

Additional factors can create error, such as question wording and question order.