

ARAB AMERICANS



Special Poll: Domestic Implications of
the Most Recent Breakout of Violence
in Palestine/Israel

October 2023

Arab Americans

In response to the most recent outbreak of violence in Palestine/Israel, the Arab American Institute commissioned a special nationwide poll of Arab American voters that was conducted by John Zogby Strategies. What follows are the key summary points:

Support for President Biden in the upcoming election has plummeted among Arab Americans voters, dropping from 59% to 17%, a 42% decrease from 2020. Biden's approval rating has also dropped precipitously from 74% in 2020 to 29% in 2023, reflecting trends across the American public as a whole.ⁱ Arab Americans account for hundreds of thousands of voters in several key election states, like Michigan, Ohio, and Pennsylvania, where the 2024 election battleground will play out.

Two-thirds of Arab Americans have a negative view of President Biden's response to the current violence in Palestine and Israel. Since April 2023, before the outbreak of violence in the region, his approval rating has dropped 18% among Arab Americans. A strong majority of Arab Americans believe the U.S. should call for a ceasefire on the current violence, mirroring recent polls of the American public overall.ⁱⁱ

Support among Arab American voters for President Biden has plummeted from 59% in 2020 to 17% today.

The overall impact of the negative views toward the President and his policies not only shows up in a substantial drop in expected voter support in 2024, it also has a dramatic impact on party preference. **This poll marks the first time in our 26 years of polling Arab American voters in which a majority did not claim to prefer the Democratic Party.**

In 2008 and 2016, Democrats outnumbered Republicans by two to one. In this poll, 32% of Arab Americans identified as Republican as opposed to just 23% who identified as Democrats. Independents continued a steady growth in party identification and overtook Democrats for the first time in October 2023.

There is deep concern that outbreak of violence will have negative repercussions on the community's safety. Eight in ten Arab Americans are concerned that the current violence will provoke anti-Arab bigotry and two-thirds are concerned it will provoke antisemitism.

There are high levels of concern with publicly expressing views in support of Palestinian rights and fear for personal safety or acts of discrimination. Fifty-nine percent of Arab Americans report experiencing discrimination, an increase of 6% since April of this year. **Seventy percent of Arab American Muslims and 74% of Arab Americans ages 18-34 report facing discrimination.** Half of all Arab Americans felt concerned about facing discrimination at school, work, and in their local community due to the recent violence in Palestine and Israel, with two-thirds expressing concern about show support for Palestinians.

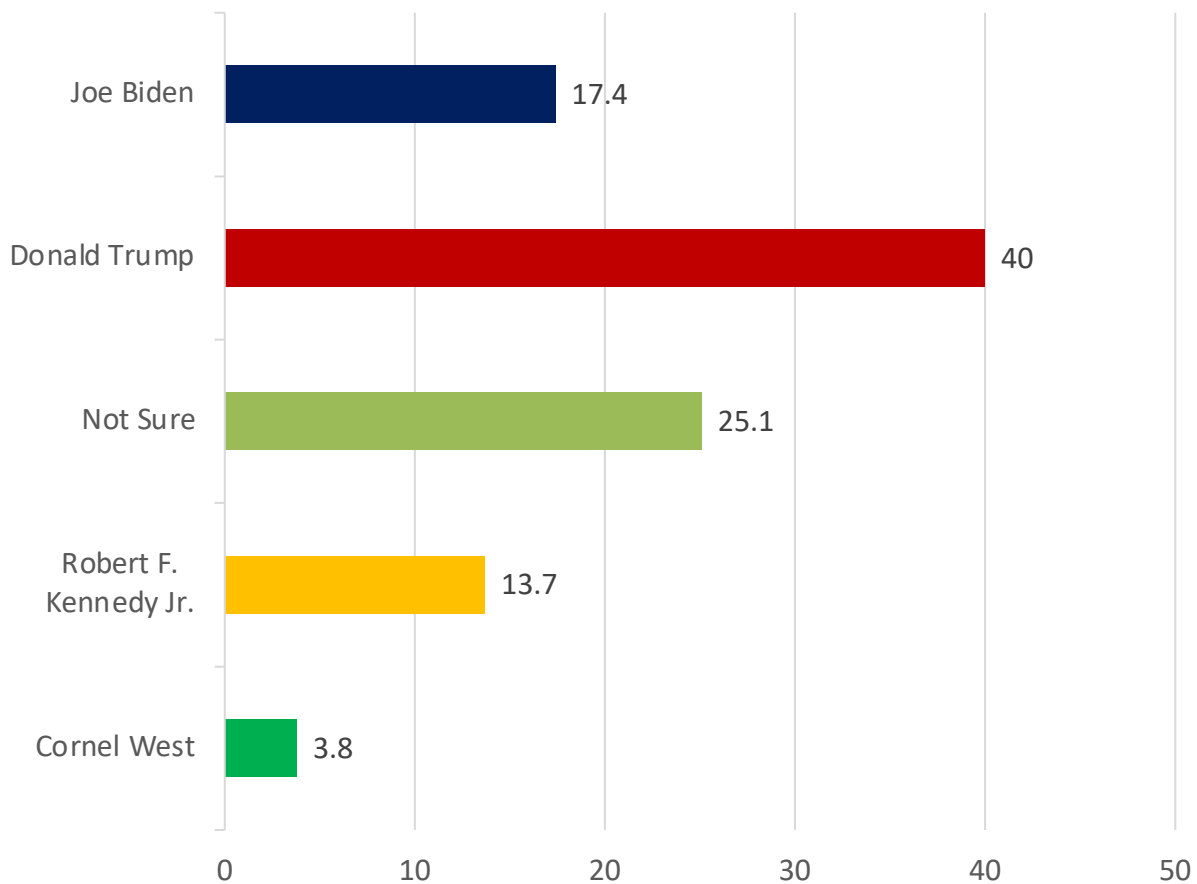
Finally, it is important to note that both the high levels of support for Palestinian rights and high negatives for the president's policies are views shared by every demographic subgroup covered in the poll - age, gender, education level, religion, and immigrant/native born.

ⁱ Megan Brenan, *Democrats' Rating of Biden Slips; Overall Approval at 37%*, GALLUP (Oct. 26, 2023) <https://news.gallup.com/poll/513305/democrats-ratings-biden-slip-overall-approval.aspx>.

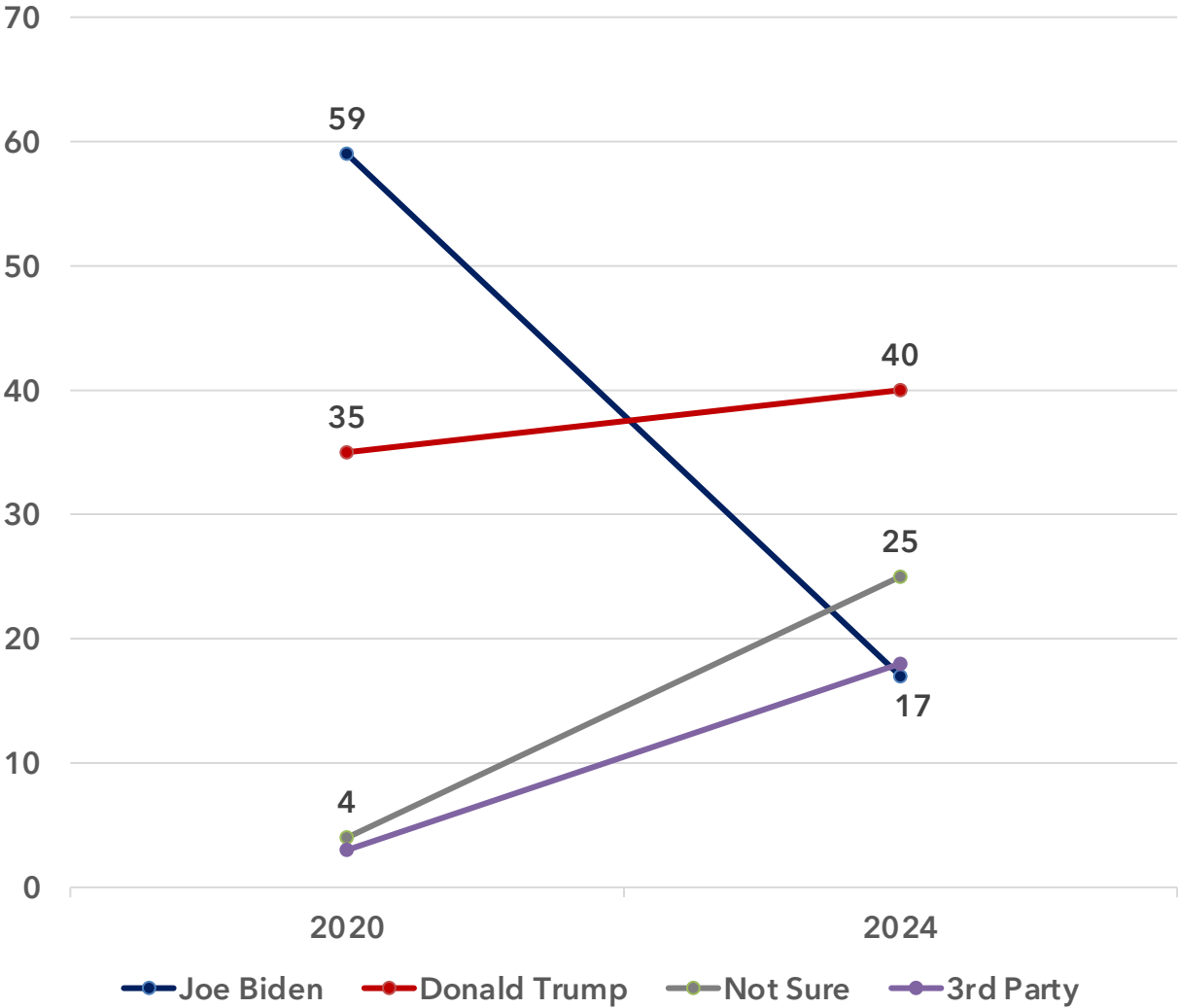
ⁱⁱ Jason Lange and Matt Spetalnick, *Exclusive: Americans Want US to Help get Gaza Civilians out of Harm's Way-Reuters/Ipsos Poll*, REUTERS (Oct. 16, 2023, 6:42AM) <https://www.reuters.com/world/americans-want-us-help-get-gaza-civilians-out-harms-way-reutersipsos-2023-10-16/>; Shibley Telhami, *Most Americans, Including Half of Young Democrats, Disapprove of Biden's Handling of Recent Gaza Crisis*, Brookings Inst. (July 29, 2021), <https://www.brookings.edu/articles/most-americans-including-half-of-young-democrats-disapprove-of-bidens-handling-of-recent-gaza-crisis/>.

Snapshot of Arab American Vote for 2024 Presidential Race

If the election for President of the United States were held today, for whom would you vote?

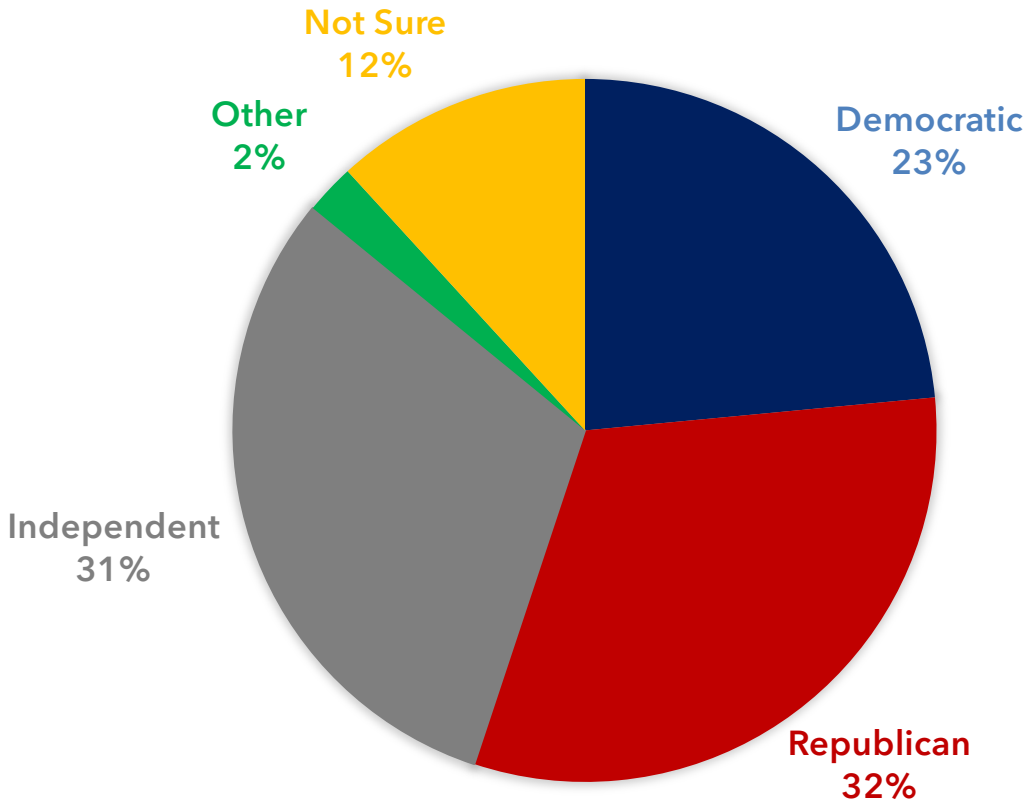


Dramatic Decline in Support for President Biden Among Arab Americans



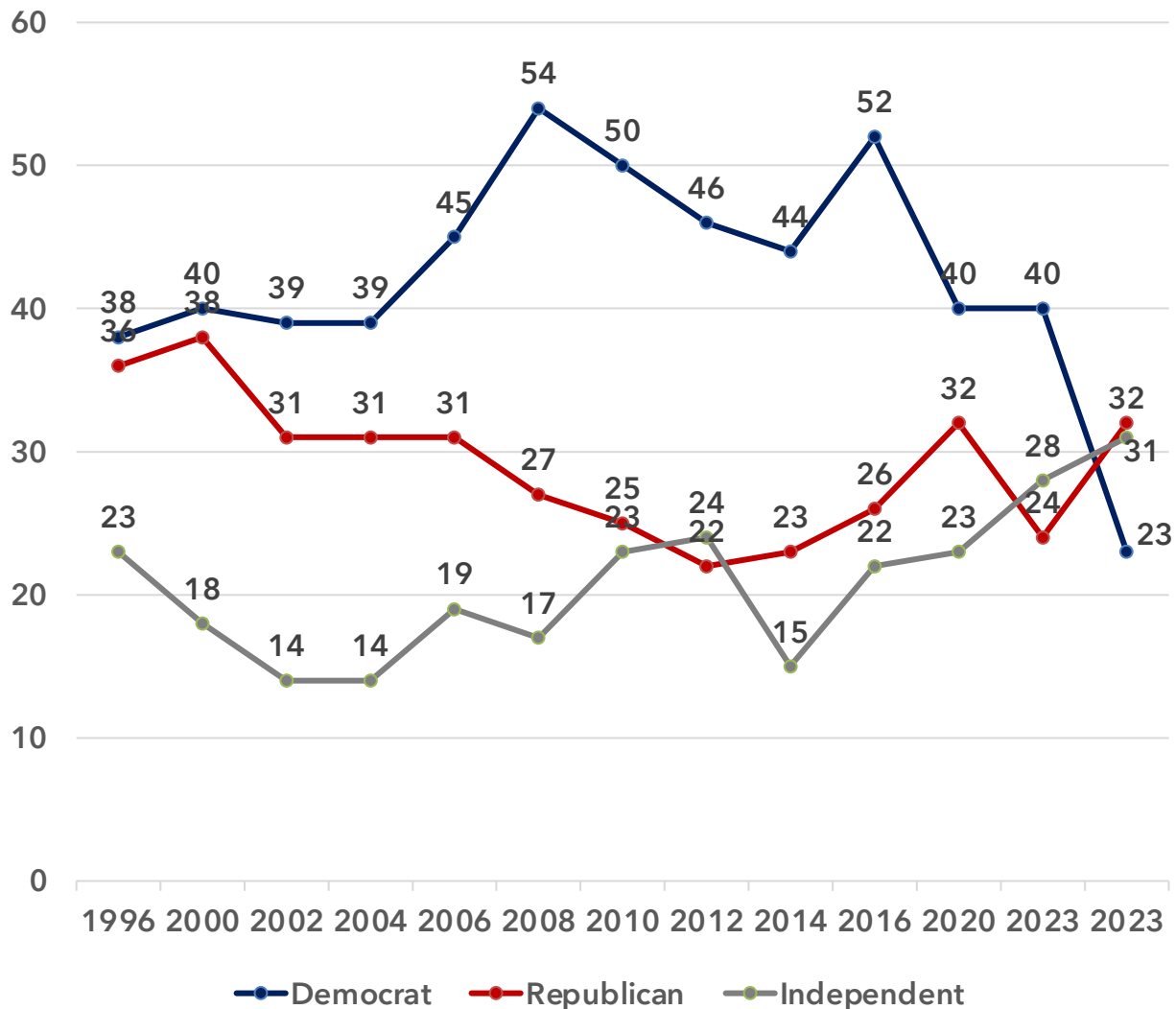
- President Biden’s support among Arab Americans drops from 59% to 17%, a 42% decrease from 2020.
- Support for 3rd party candidates rises from 4% to 17%, while 25% say they are not sure who they will support.
- 40% of Arab Americans say they will vote for Trump, a 5% increase from 2020.

Arab American Party Identification



- 23% of Arab Americans identify as Democrats, down 17% since April of this year.
- 32% of Arab Americans identify as Republicans, an increase from earlier this year.
- 31% identify as Independents, the highest amount recorded since tracking began in 1996.

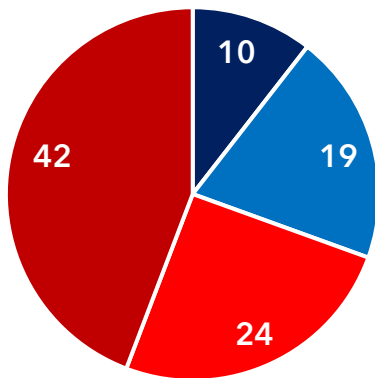
Tracking Party Identification



- Democrats' party identification drops to an all-time low of 23%.
- Republicans rise in party identification becoming the largest group for the first time.
- Independents continue a steady growth in party identification since 2014 and overtake Democrats for the first time.

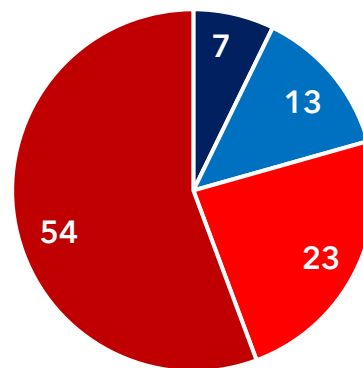
Arab Americans Disapprove of President Biden

Overall, how would you rate your attitude towards President Biden?



■ Very positive ■ Somewhat positive
■ Somewhat negative ■ Very negative

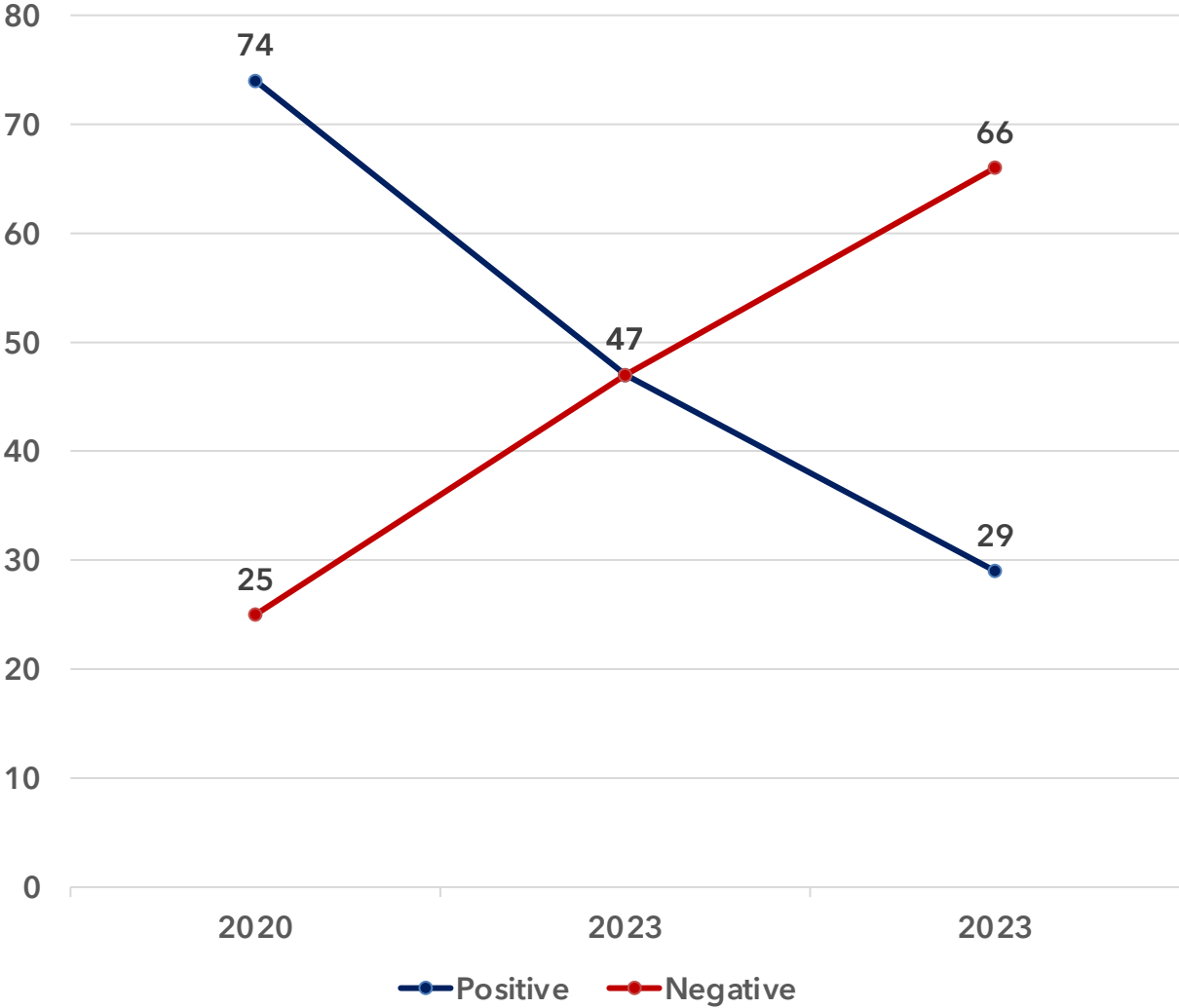
Overall, how would you rate President Biden's Job Performance?



■ Excellent ■ Good ■ Fair ■ Poor

- Arab Americans now have a negative view of President Biden with 66% viewing him negatively.
- Only 20% of Arab Americans would rate President Biden's job performance as excellent or good.

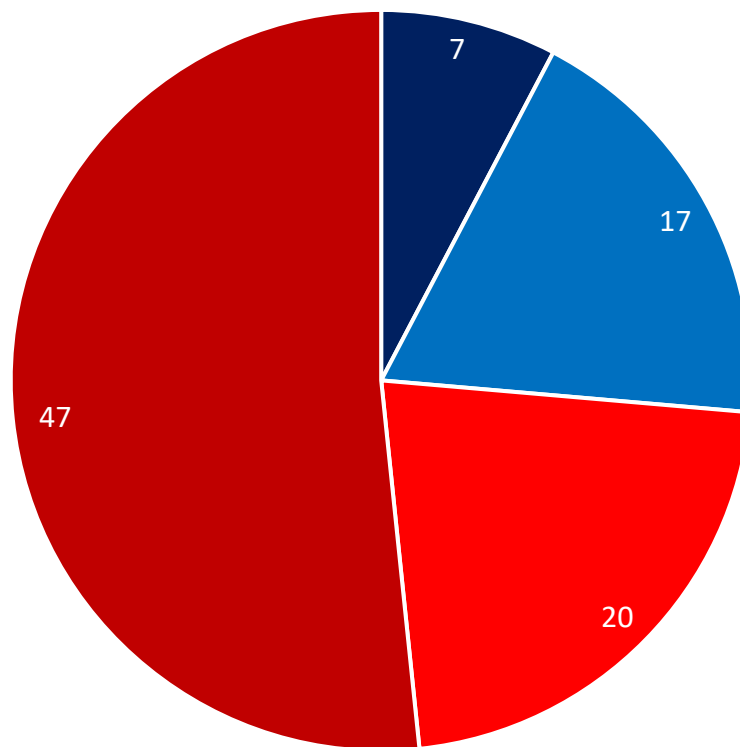
Arab Americans No Longer Have a Positive Attitude of President Biden



- Since 2020, Arab American attitudes toward President Biden have been increasingly negative.
- President Biden’s positive rating has dropped from 74% to 29% in just three years, 18% alone since April 2023.

Arab Americans Disapprove of President Biden's Handling of the Conflict

Overall, how would you rate your attitude towards President Biden's response to the current violence in Palestine and Israel?

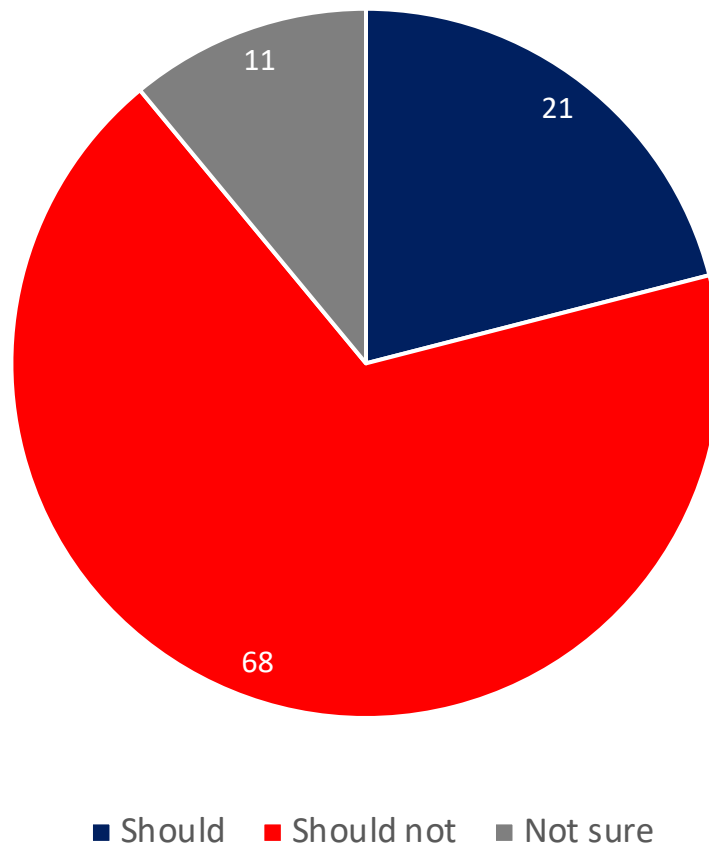


■ Very positive ■ Somewhat positive ■ Somewhat negative ■ Very negative

- 67% of Arab Americans have a negative view of President Biden's response to the current violence in Palestine and Israel.

Arab Americans Oppose Sending Weapons to Israel

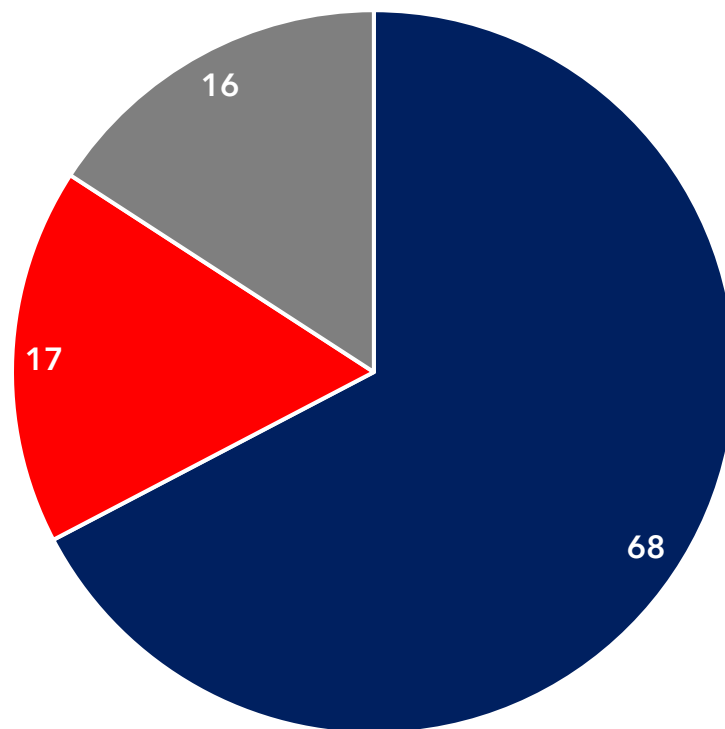
Regarding the current violence in Palestine and Israel, should the United States send weapons and military supplies to Israel?



- 68% of Arab Americans believe the United States should not send weapons and military supplies to Israel.

Arab Americans Support a Ceasefire in Gaza

Regarding the current violence in Palestine and Israel, should the United States use its influence to call for a ceasefire in Gaza?

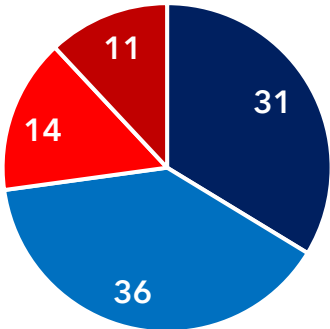


■ Should ■ Should not ■ Not sure

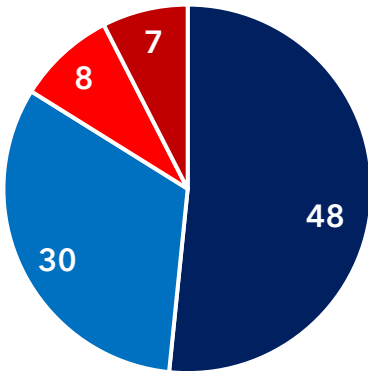
- 68% of Arab Americans believe the United States should use its influence to call for a ceasefire.

Large Majorities of Arab Americans are Concerned About Antisemitism and Anti-Arab Bigotry

How concerned are you about an increase of antisemitism in the U.S.?



How concerned are you about an increase of anti-Arab bigotry?



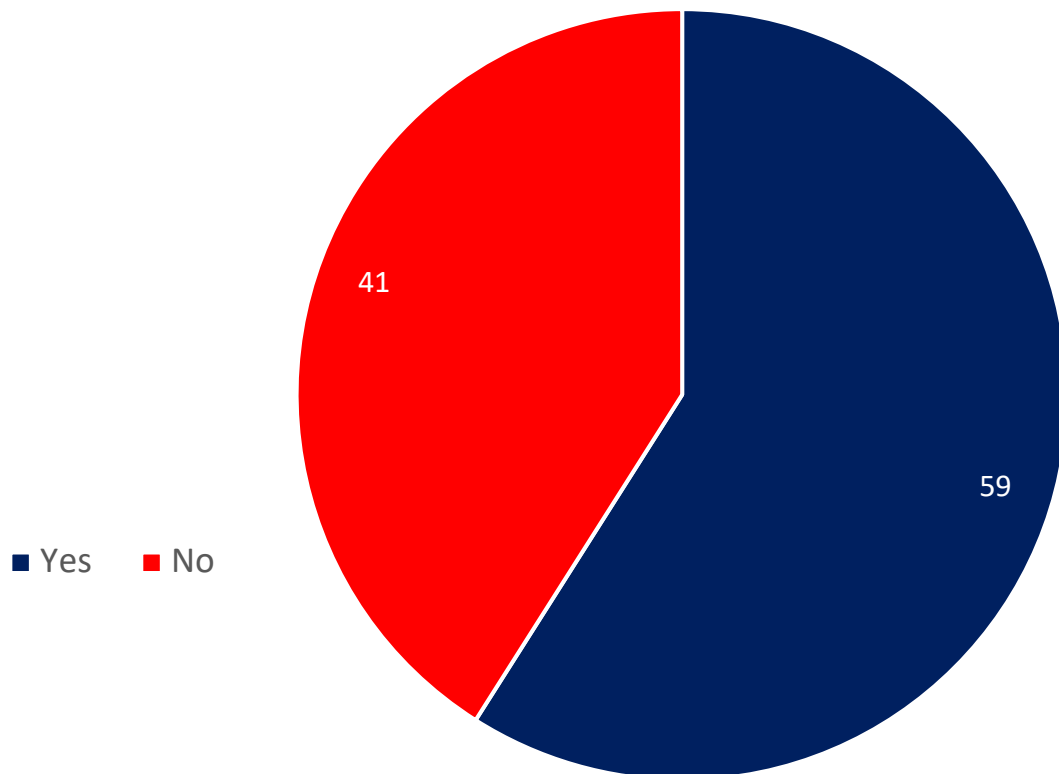
■ Very concerned ■ Somewhat concerned
■ Somewhat unconcerned ■ Not concerned at all

■ Very concerned ■ Somewhat concerned
■ Somewhat unconcerned ■ Not concerned at all

- 67% of Arab Americans are concerned about an increase in antisemitism.
- 78% of Arab Americans are concerned about an increase in anti-Arab bigotry.

Majority of Arab Americans Report Facing Discrimination

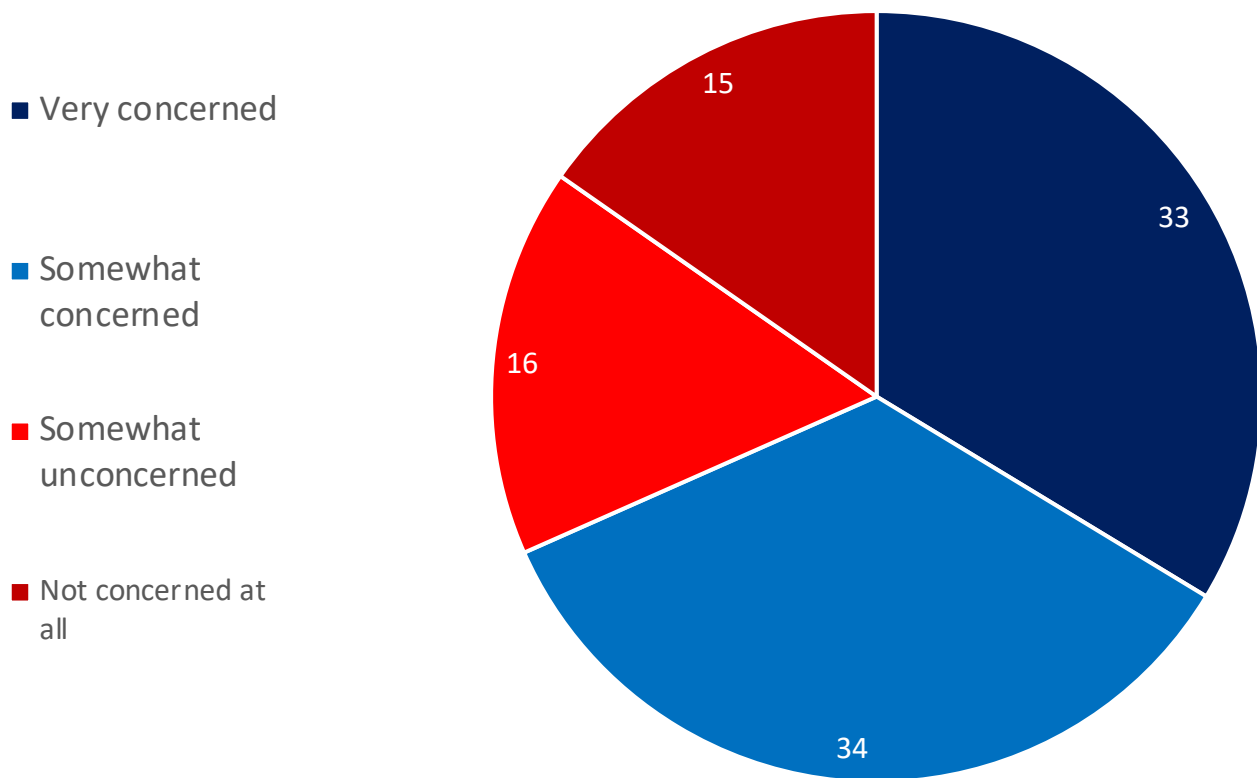
Have you personally experienced discrimination in the past because of your ethnicity or country of origin?



- 59% of Arab Americans report experiencing discrimination, an increase of 6% since April of this year.
- 70% of Arab American Muslims and 74% of Arab American 18-34-year-olds report facing discrimination.

Arab Americans are Concerned about Expressing Support for Palestinians

Have you been concerned about expressing support for Palestinians since the most recent violence started?



- 67% of Arab Americans are concerned over expressing support for Palestinians.

Arab Americans are Concerned about Facing Discrimination

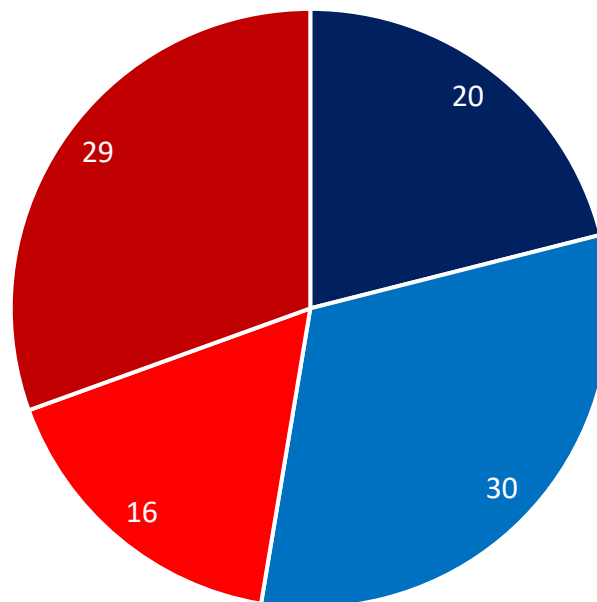
Given the current climate in the U.S. in response to the recent violence in Palestine and Israel, how concerned are you about facing discrimination at school or work or in your community?

■ Very concerned

■ Somewhat concerned

■ Somewhat unconcerned

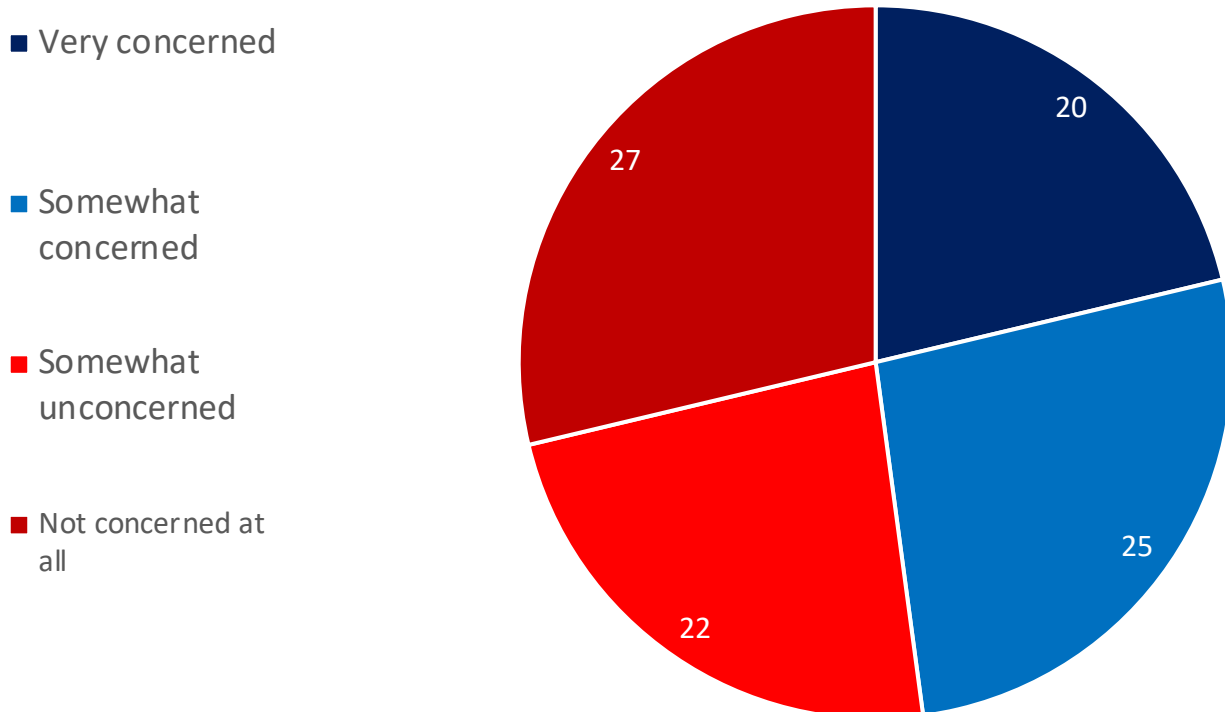
■ Not concerned at all



- 50% of Arab Americans are concerned about facing discrimination at school, work, and their local community due to the recent violence in Palestine and Israel.

Arab Americans are Concerned for their Personal safety

Given the current climate in the U.S. in response to the recent violence in Palestine and Israel, how concerned are you about your personal safety?



- 45% of Arab Americans are concerned about their personal safety due to the recent violence in Palestine and Israel.

Poll Methodology

John Zogby Strategies was commissioned by AAI to conduct a survey of 500 Arab Americans. The poll was conducted between 10/23/2023 and 10/27/2023.

Telephone samples are randomly drawn from random telephone lists. Up to four calls are made to reach a sampled phone number, respondents that were not available but qualified to respond were allowed to set appointments to be recalled within the time frame of the field work.

Using information based on census data, voter registration figures, and exit polls, John Zogby Strategies uses complex weighting techniques to best represent the demographics of the population being surveyed. Weighted variables may include age, race, gender, region, party, education, and religion.

Based on a confidence interval of 95%, the margin of error for 500 is +/- 4.9 percentage points. This means that all other things being equal, the identical survey repeated will have results within the margin of error 95 times out of 100.

Subsets of the data have a larger margin of error than the whole data set. As a rule, we do not rely on the validity of very small subsets of the data especially sets smaller than 50-75 respondents. At that subset, we can make estimations based on the data, but in these cases the data is more qualitative than quantitative.

Additional factors can create error, such as question wording and question order.

###