


ARAB AMERICAN DEMOGRAPHICS*



77,599

14th

ESTIMATED NUMBER
OF ARAB AMERICANS
STATE'S RANK BY ARAB
AMERICAN POPULATION

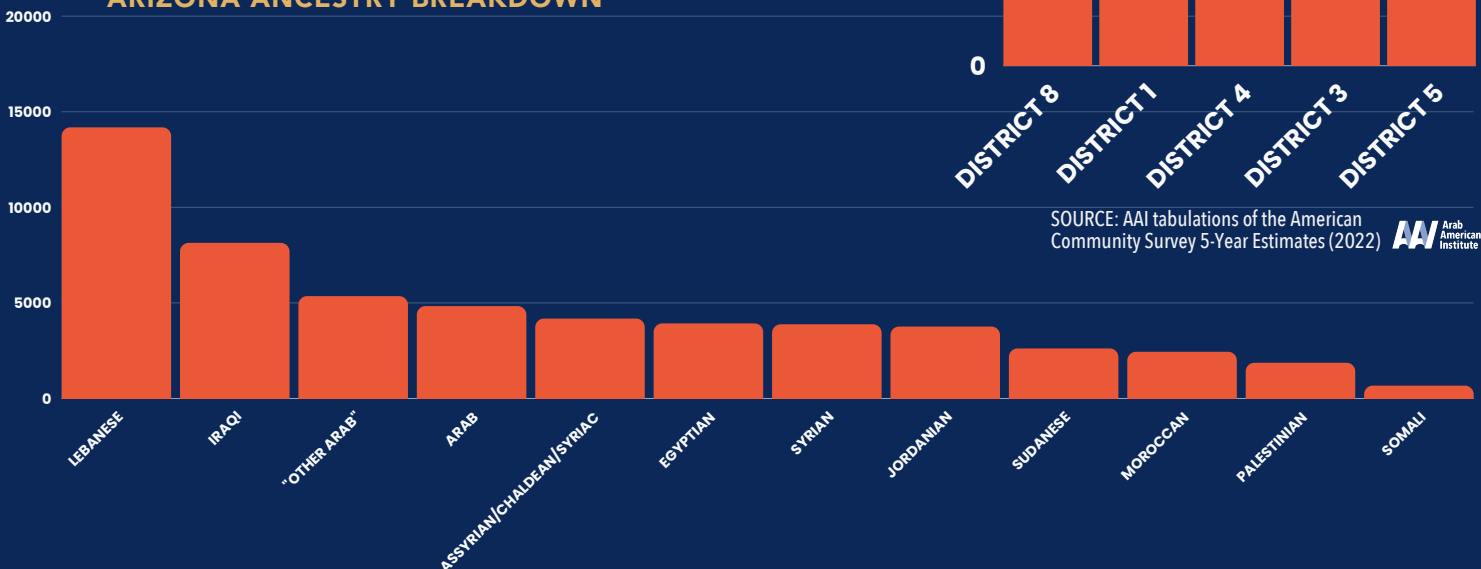
ARIZONA

HOW DO ARAB AMERICANS IDENTIFY THEMSELVES?

Primary ethnic identification is derived from responses to the ancestry question on the American Community Survey (ACS). ACS data on "Arabs" include the responses: Lebanese, Syrian, Egyptian, Iraqi, Jordanian, Palestinian, Moroccan, Arab or Arabic. The following countries are collapsed as "Other Arab": Algeria, Bahrain, Djibouti, Kuwait, Libya, Oman, Qatar, Saudi Arabia, Tunisia, the United Arab Emirates, and Yemen. Adopting an accurate and inclusive definition of Arab Americans, AAI includes the Arabic-speaking countries of Comoros, Mauritania, Somalia, and Sudan, and the transnational communities of Assyrians/Chaldeans who are not currently aggregated as Arab in ACS data.

According to the Census Bureau, the largest components of Arizona's Arab American community have Lebanese or Iraqi roots. Since 2010, significant increases appear in the number of Arizonians who are of Iraqi or Moroccan descent.

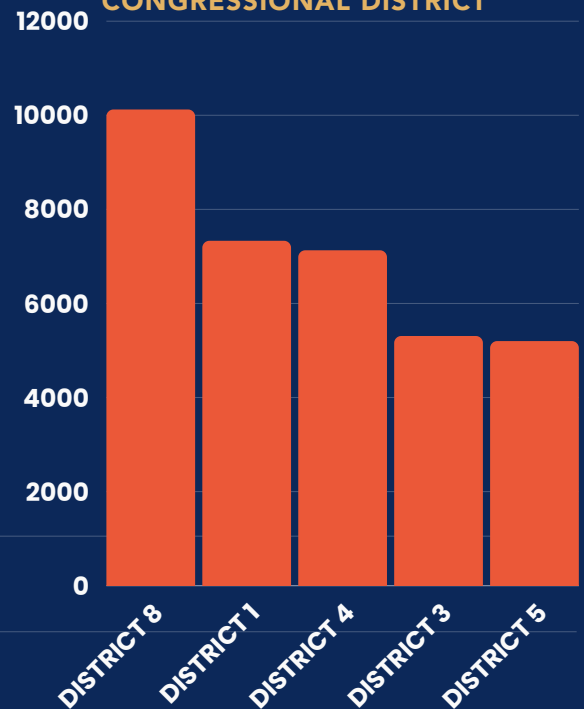
ARIZONA ANCESTRY BREAKDOWN



WHERE DO ARIZONA'S ARAB AMERICANS LIVE?

Arab Americans in Arizona reside in all 9 congressional districts in the state. District 8, which includes areas surrounding Phoenix, houses the highest number of Arab Americans at an estimated 10,123.

ARIZONA ARAB AMERICAN POPULATION BY CONGRESSIONAL DISTRICT



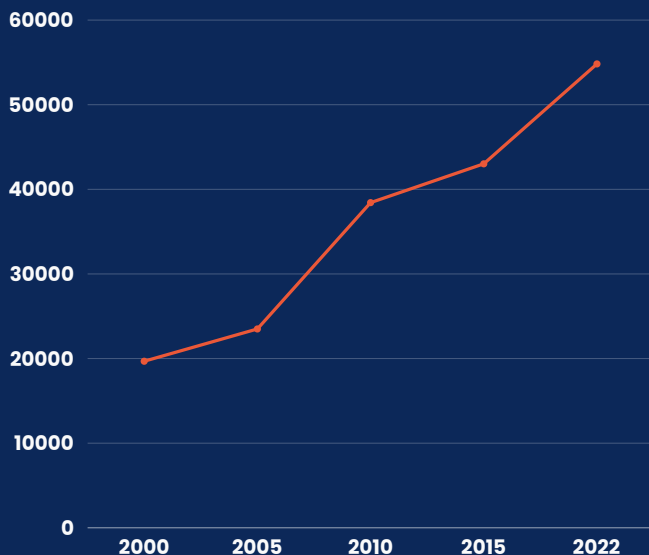
SOURCE: AAI tabulations of the American Community Survey 5-Year Estimates (2022)



GROWTH TRENDS

The population in Arizona who identified as Arab American on the U.S. Census grew over 19% between 2000 and 2022. The number of Arizonians who claim an Arab ancestry has grown more than seven times in size since the Census first measured ethnic origins in 1980 and is among the fastest growing Arab populations in the country. The Census Bureau estimates the statewide population is close to 58,345.

ARIZONA ARAB AMERICAN POPULATION GROWTH

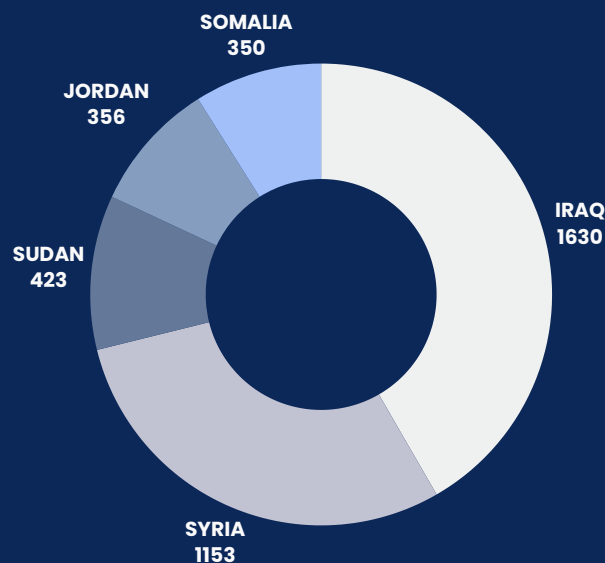


SOURCE: AAI tabulations of the American Community Survey 1-Year Estimates 

IMMIGRATION TRENDS

The largest number of new Arab immigrants to Arizona between 2017 and 2021 came from the following top five countries.

ARIZONA NEW IMMIGRANTS BY COUNTRY OF ORIGIN, TOP FIVE 2017-2021



SOURCE: AAI tabulations of Yearbook of Immigration Statistics 2017-2021, Office of Immigration Statistics, Department of Homeland Security



HOW WE CALCULATE THE DATA

*There is no existing category on Census Bureau forms to collect accurate data about Arab Americans. As such, AAI research concludes the 2020 decennial census count of 2,815,469 Arab Americans is a significant undercount. In the absence of a minimum reporting category, the decennial census numbers are based on a voluntary write-in response. Similarly, the American Community Survey (ACS) identifies only a portion of the Arab population through a question on "ancestry." Additional reasons for the undercount include the placement and limitations of the ancestry question (as distinct from race and ethnicity); the effect of the ACS's sample methodology on small, unevenly distributed ethnic groups; high levels of out-marriage among the third and fourth generations; and distrust/misunderstanding of government surveys among recent immigrants. Correcting for the undercount, AAI uses the most recent census estimates, population growth models, and immigration statistics to estimate the Arab American population is approximately 3.7 million.

**Because of changes made by the Census Bureau for the 2020 Census, the collection and tabulation of data about racial and ethnic groups in the United States, including Arab Americans, was made available for the first time. Previously, detailed data on these communities were only available from the ancestry question on the decennial census long-form and, after 2000, the American Community Survey (ACS). To maintain integrity of the data over time, AAI continues to track growth percentages using responses to the ancestry question, while using the 2020 decennial data for our flat population count.

***Immigration data pulled from the Department of Homeland Security does not include data for Palestinian immigration. This is an issue AAI is attempting to remedy.

Sources: American Community Survey 1-Year Estimates (2010, 2022); American Community Survey 5-Year Estimate (2021); 1980, 1990, 2000, 2020 U.S. Census, U.S. Census Bureau; Yearbook of Immigration Statistics 2010-2022, Office of Immigration Statistics, Department of Homeland Security.