

ARAB AMERICANS IN KEY STATES

Key States Poll:
Florida, Michigan,
Pennsylvania, and Virginia

May 2024

Yalla
Vote

AAI Arab
American
Institute

Arab Americans in Key States

While some national polls show President Joe Biden’s support for Israel’s war in Gaza is impacting voters from traditionally Democratic constituencies, this is most clearly the case with Arab American voters. In 2020, Biden bested former President Donald Trump by 59%-35%. In this poll, Biden is now losing to Trump by 32%-18%.

Building on our October 2023 nationwide poll of Arab Americans, we commissioned **a poll of 900 Arab American voters in four key states: Florida, Michigan, Pennsylvania, and Virginia.** These states were chosen because each of them has a sizable Arab American voter base and because results in their presidential contests are often close. Here’s what we found:

I. The Presidential Vote

- As in our October 2023 poll, **President Biden continues to receive less than 20% of the Arab American vote—which stands in sharp contrast to the nearly 60% of the Arab American vote he received in 2020.** Donald Trump continues to receive the votes of about one-third of Arab Americans—the same as he did in 2020.
- **While “not sure” and third-party candidates received less than 10% support in 2020, that goes up to 50% this year.** The main reason is 40% of Arab Americans say they are “not enthusiastic at all” about casting a vote in November, while another 21% are “not really enthusiastic”—this increases the number of those who aren’t sure for whom they’ll vote for (or if they’ll vote at all) in November.
- Women are most likely (35%) to be unsure of who they will vote for in 2024, followed by younger Arab Americans (18-34) at 32%. At the moment, only 8% of younger Arab Americans support Biden in the presidential race.
- The **lack of enthusiasm is most evident among Democrats**, 50% of whom aren’t “enthusiastic at all.” That’s only the case for 11% of Republicans.

Biden support among Arab American voters is weak in the four key states polled: Florida at 8%, Michigan at 15%, Pennsylvania at 29%, and Virginia at 22%.

II. Approval Ratings for Biden and Trump

- **79% of Arab Americans have an unfavorable view of President Biden, while 56% have an unfavorable view of Donald Trump.** Biden’s negative ratings are largely driven by the 56% of Democrats who view him unfavorably—with almost all Republicans saying they have an unfavorable view of Biden. On the other hand, Trump’s numbers are higher because he retains the near total support of those who identify as Republicans (while, of course, receiving almost no support among Arab Americans who are Democrats).

III. The Role of the Gaza War

- The **simple reason why Biden’s numbers and ratings are so low is, in a word, Gaza.** When given 10 issues and asked to rate which of the three are most important to them, 60% say it is the war in Gaza. In response to another question, 57% also say that Gaza will be “very important” in determining their vote in November.
- After 8 months of Israel’s relentless assault on Palestinians in Gaza, **88% of Arab Americans say they have a negative view of the way Biden has handled the war**, with overwhelming majorities across all party identification: Republicans (87%), Independents (86%), and even Democrats (87%).
- Gaza’s role is so important that, as our poll shows, if the President, even at this late date, were to dramatically change policy on Israel/Gaza, he could win back much of the support he has lost. **In two separate questions, when asked if the president were to demand an immediate ceasefire and unimpeded humanitarian aid into Gaza or if he were to suspend diplomatic support and arms shipments to Israel until they implement a ceasefire and withdraw forces from Gaza, 60% of Arab Americans say they would be more likely to vote for him in November.** This includes 80% and 79% of Arab American Democrats respectively. It also includes 82% of those who currently say they are unsure about voting in November. This could bring the Biden/Trump match-up numbers to a point where they are more favorable for Biden than they were in 2020, with Biden at 60% and Trump at 22%—compared with the 59%-35% in 2020.

IV. Biden’s Policies Put the Democratic Brand at Risk

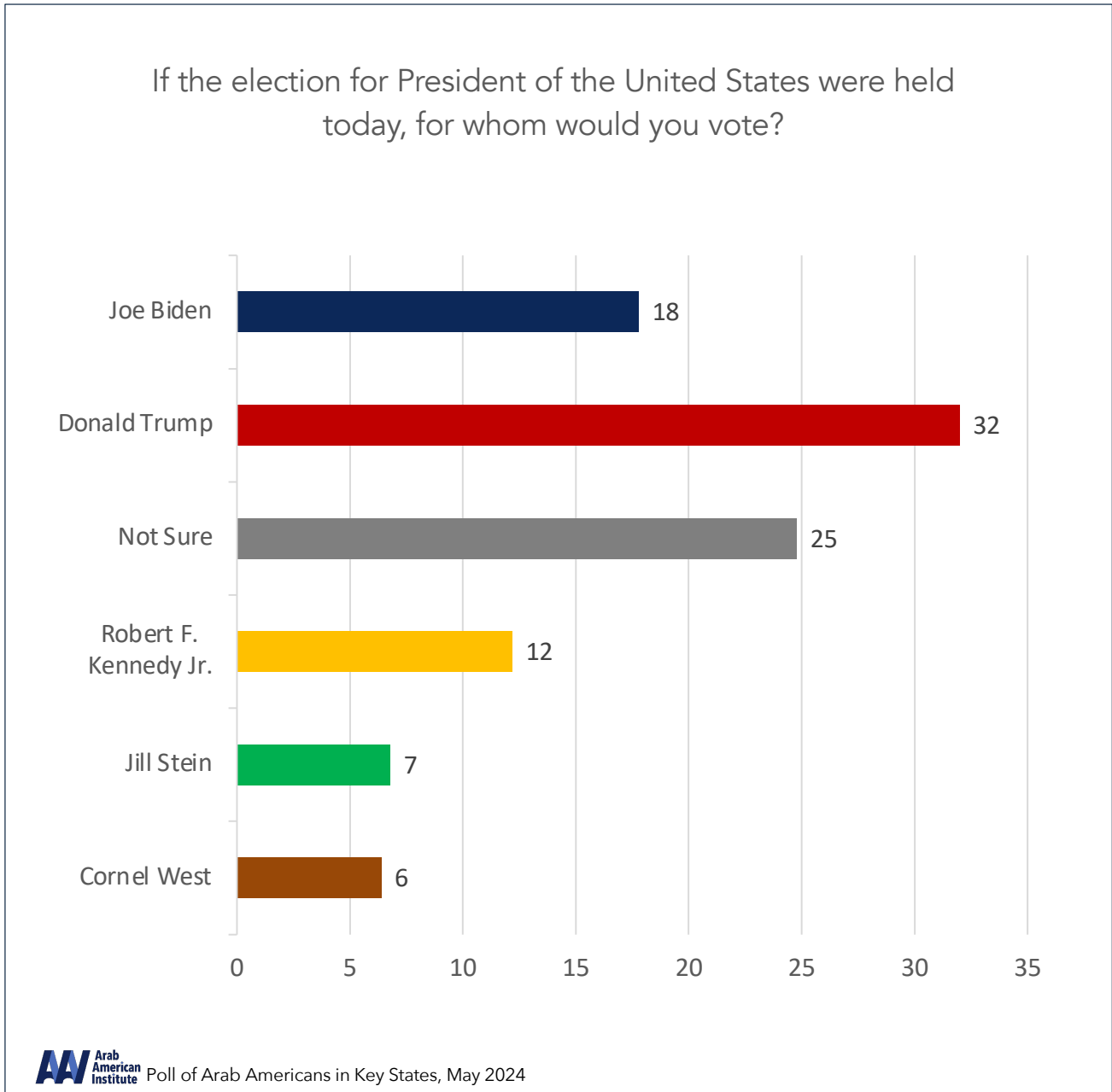
- While the number of Arab Americans who identify as Democrats have rebounded since the October 2023 poll giving a slight edge over those who identify as Republicans (32-30), it is nowhere near the two-to-one margins that existed from 2008 to 2016.
- The most significant losses occurred among the two groups who have the most tenuous attachment to a political party identity—young voters and immigrants. With nearly one-quarter of Arab Americans being immigrants and more than four in ten being under 35, they are classic swing voters. In response to almost every question in this survey, these two groups are the most likely to reject the President’s policy toward Israel/Gaza and to opt not to vote for Biden unless he changes policy direction on this critical issue.

V. How This Translates to Real Votes

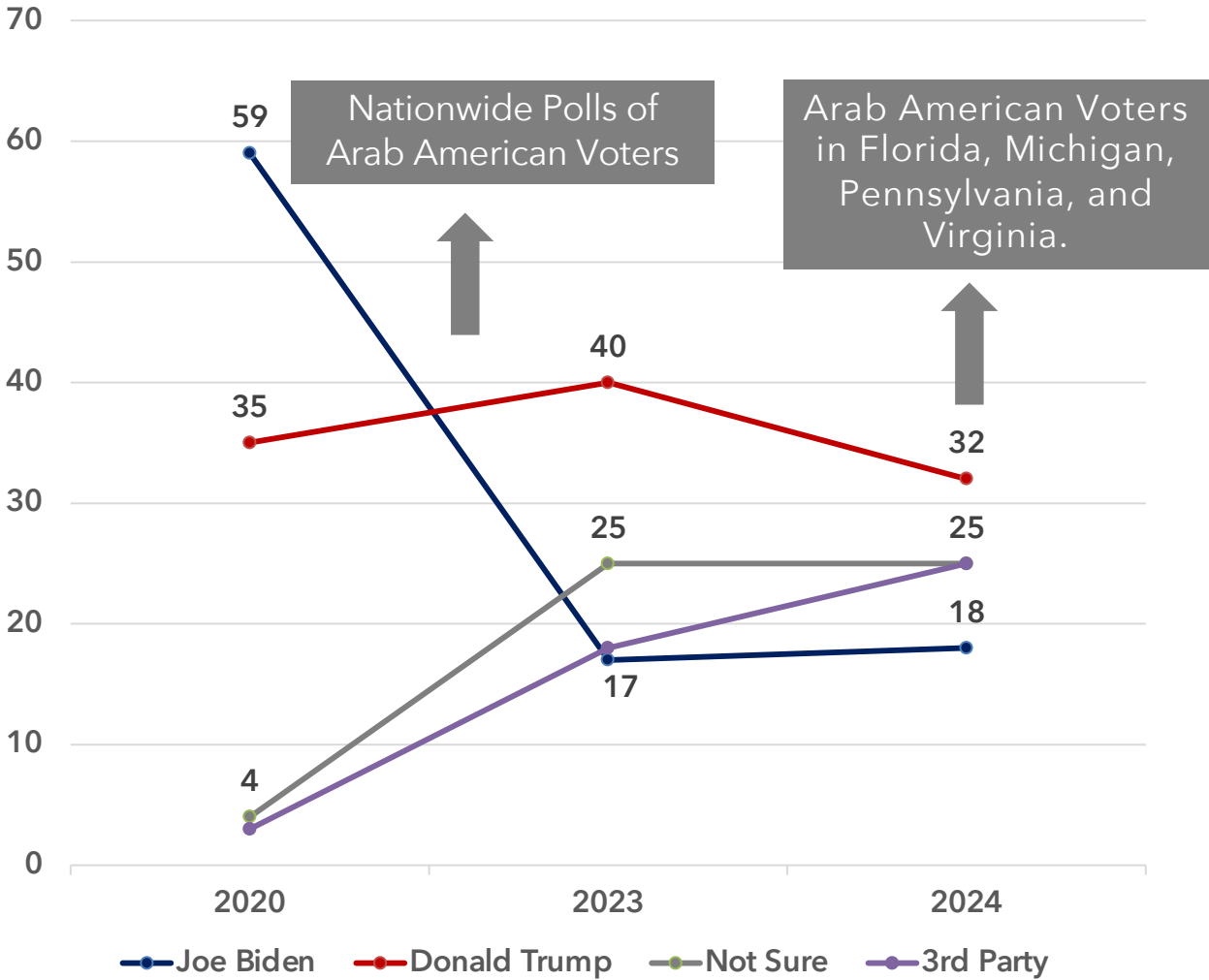
When comparing this poll’s expected results in November 2024 with the Arab American vote in 2020, we see a significant potential loss for President Biden of 177,000 votes in these four key states—with 91,000 of this possible loss occurring in Michigan alone.

Key States: Snapshot of Arab American Vote 2024

(Florida, Michigan, Pennsylvania, and Virginia)



Yalla Vote® Tracking Poll: Arab American Vote

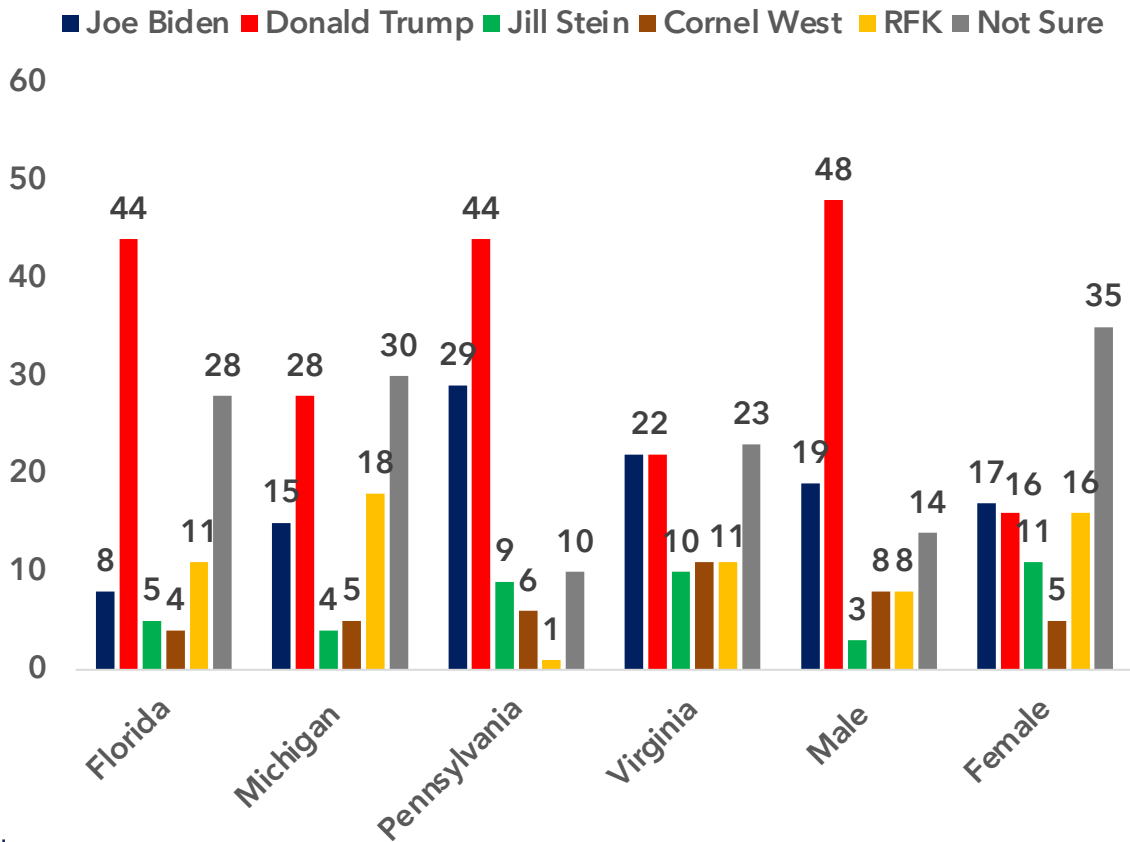


- Support for Trump drops 8 points from 2023 while support for 3rd parties rises 8 points.
- Support for Biden stabilizes at 18% while one in four Arab Americans remain undecided.

AA Arab American Institute Poll of Arab Americans in Key States, May 2024

Key States: Snapshot of Arab American Vote 2024

(Florida, Michigan, Pennsylvania, and Virginia)

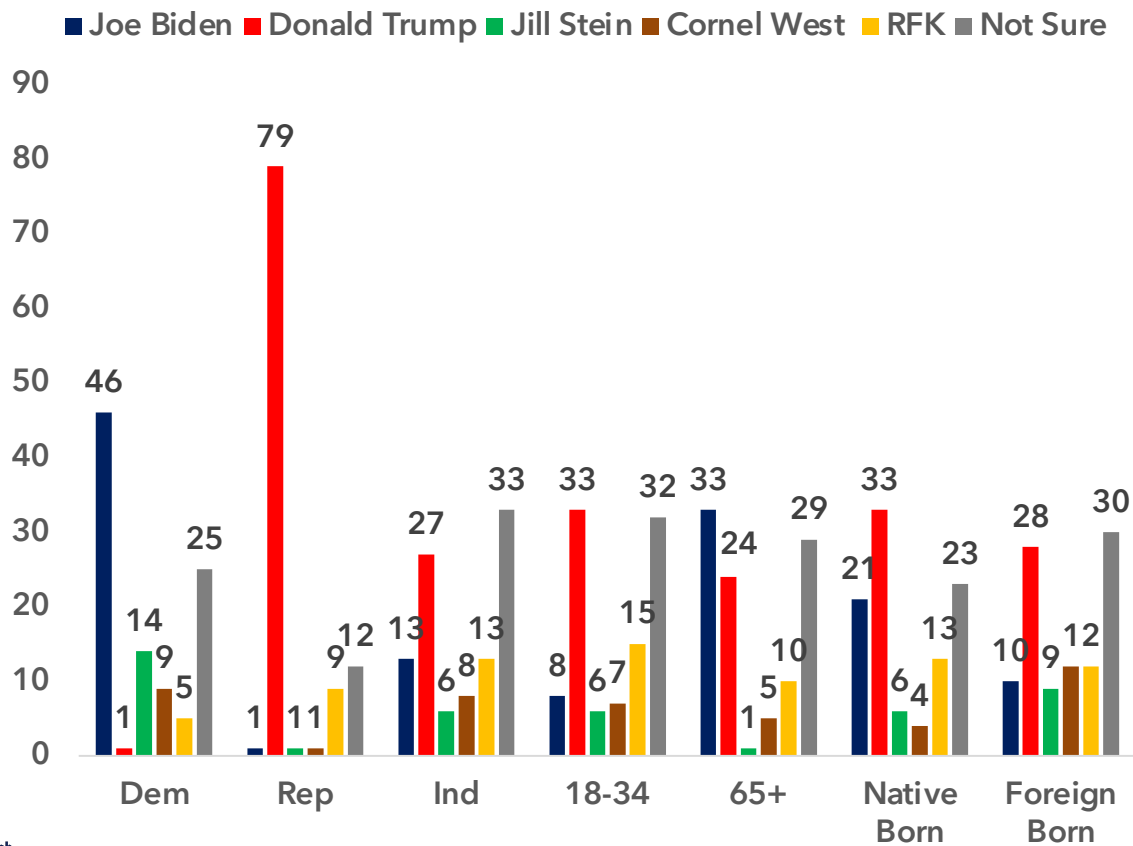


AA Arab American Institute Poll of Arab Americans in Key States, May 2024

- 48% of Arab American Men support Trump while only 16% of Arab American Women support Trump.
- Biden is at only 15% in the crucial swing state of Michigan, 8% in Florida, 29% in Pennsylvania, and 22% in Virginia.
- 44% of Arab Americans in Florida and Pennsylvania support Trump.

Key States: Snapshot of Arab American Vote 2024

(Florida, Michigan, Pennsylvania, and Virginia)



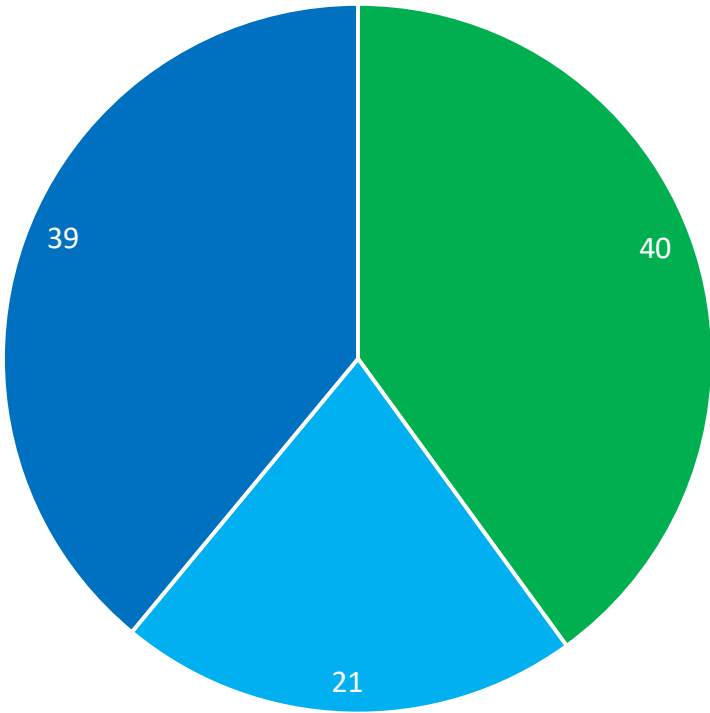
AA Arab American Institute Poll of Arab Americans in Key States, May 2024

- Only 46% of Democrats support Biden compared to 79% of Republicans who support Trump.
- Biden support weakest among young and immigrant voters.
 - Only 8% of 18-34-year-olds support Biden while among 65+ year-olds, Biden is in first with 33%.
 - Among foreign born Arab Americans, Biden is only at 10%, behind two 3rd party candidates.

Majority of Arab Americans Report Being Unenthused to Vote

How enthusiastic are you about casting a vote for president in November 2024?

■ Very enthusiastic ■ Not really enthusiastic ■ Not enthusiastic

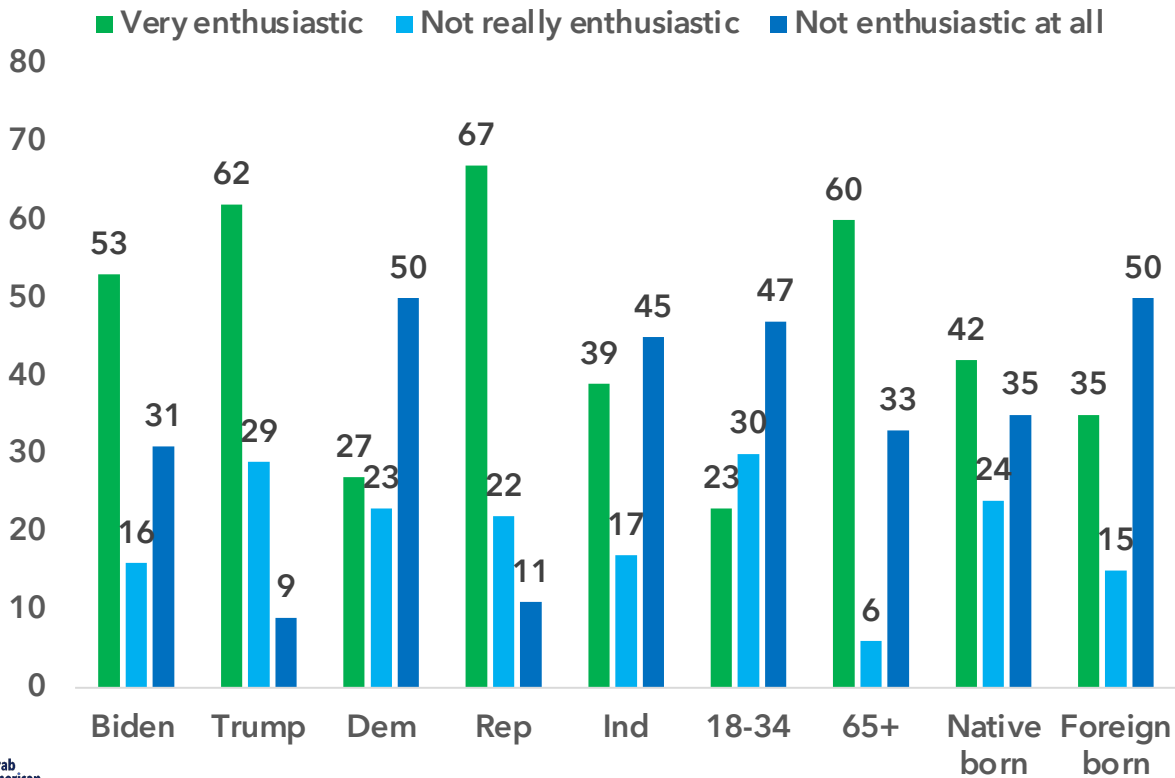


AAI Arab American Institute Poll of Arab Americans in Key States, May 2024

- 60% of Arab Americans are not really/not enthusiastic about voting in the 2024 presidential election.
- Only 27% of Democrats and 23% of 18-34-year-olds report being enthusiastic about voting.

Majority of Arab Americans Report Being Unenthused to Vote: Crosstabs

How enthusiastic are you about casting a vote for president in November 2024?



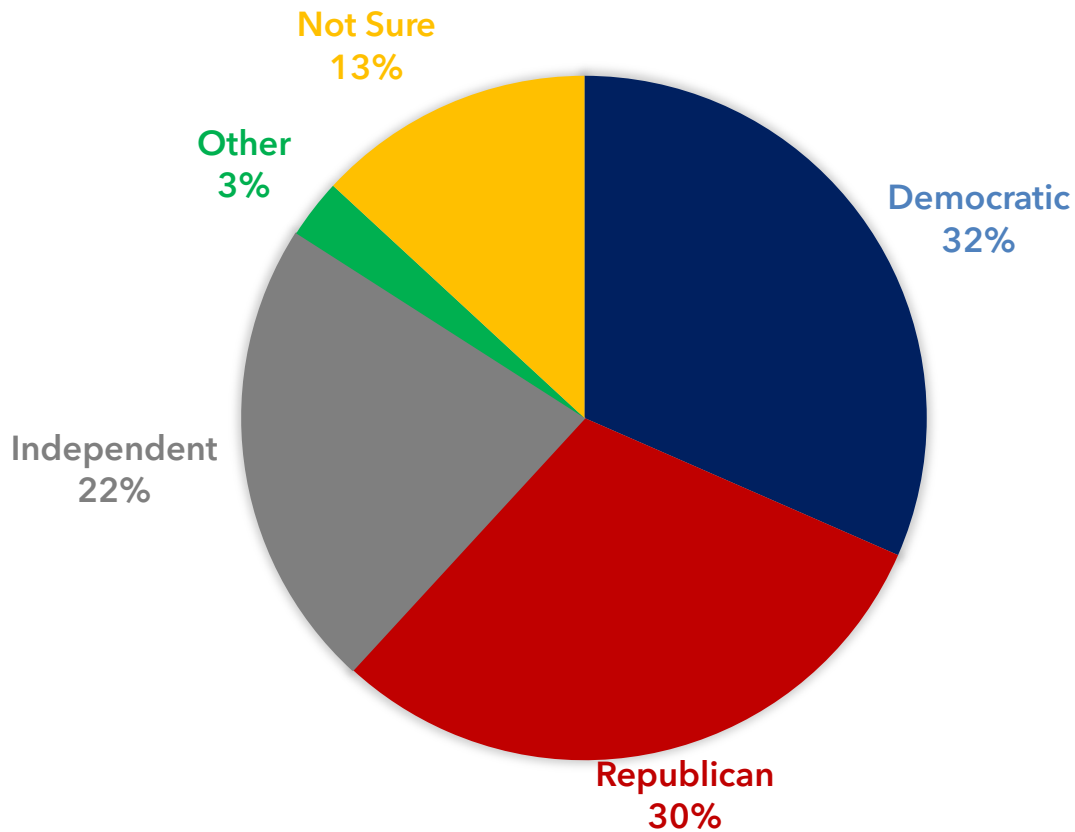
AAI Arab American Institute Poll of Arab Americans in Key States, May 2024

- 73% of Democrats are not really/not enthusiastic about voting compared to 67% of Republicans who are enthusiastic about voting.
- Only 53% of Biden supporters are very enthusiastic about voting
- 60% of 65+ year-olds are enthused about voting while only 23% of 18-34-year-olds are enthused to vote.

Key States: Snapshot of Arab American Vote 2024

(Florida, Michigan, Pennsylvania, and Virginia)

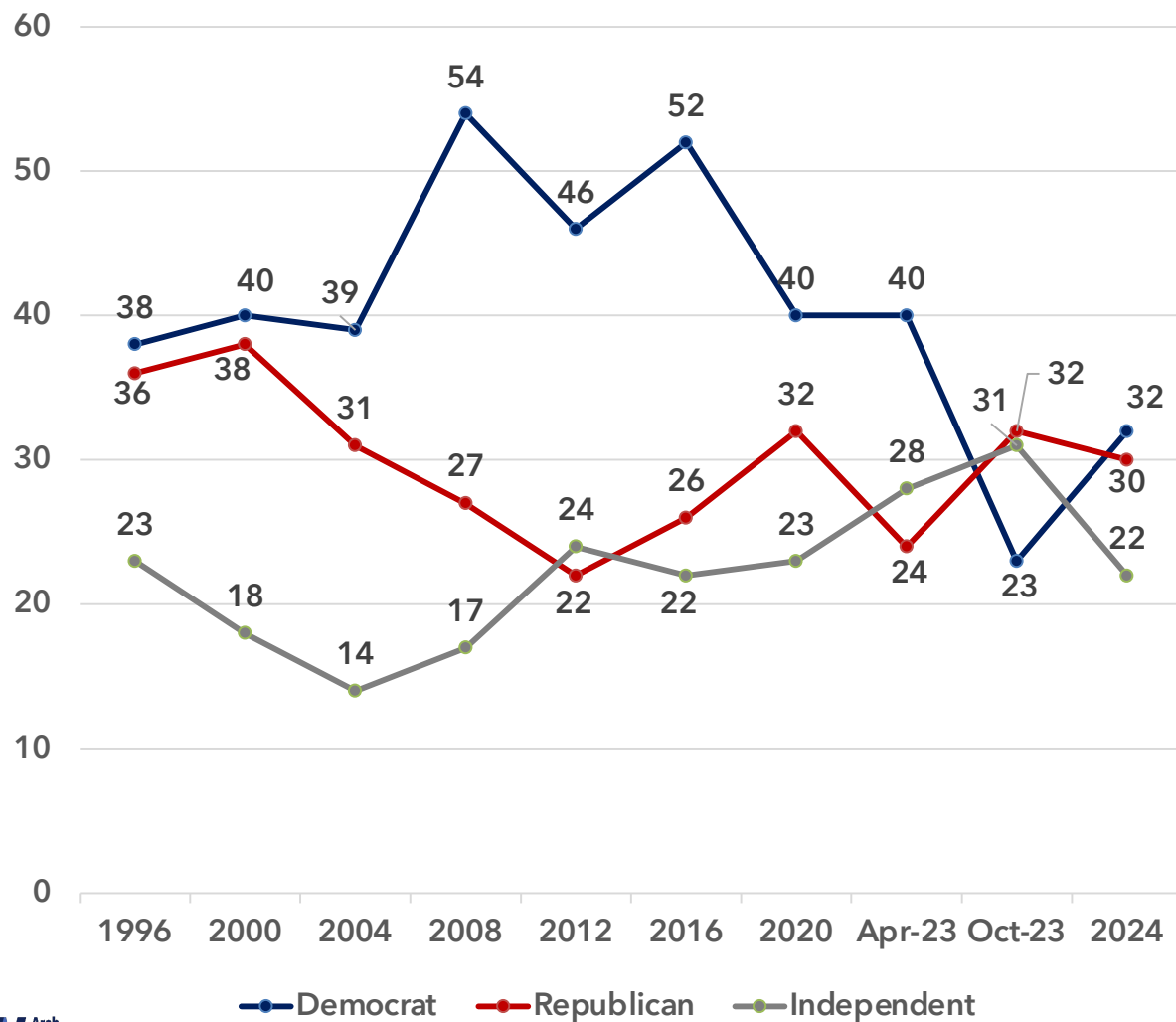
Arab American Party Identification



AAI Arab American Institute Poll of Arab Americans in Key States, May 2024

- 32% of Arab American identify as Democrats, closely followed by the 30% who identify as Republicans.
- 22% of Arab Americans identify as independents and only 3% reported identifying as another party.
- 38% of Arab Americans identified as something other than Democrat or Republican (Independent, Other, or Not Sure).

Yalla Vote® Tracking Poll: Party Identification

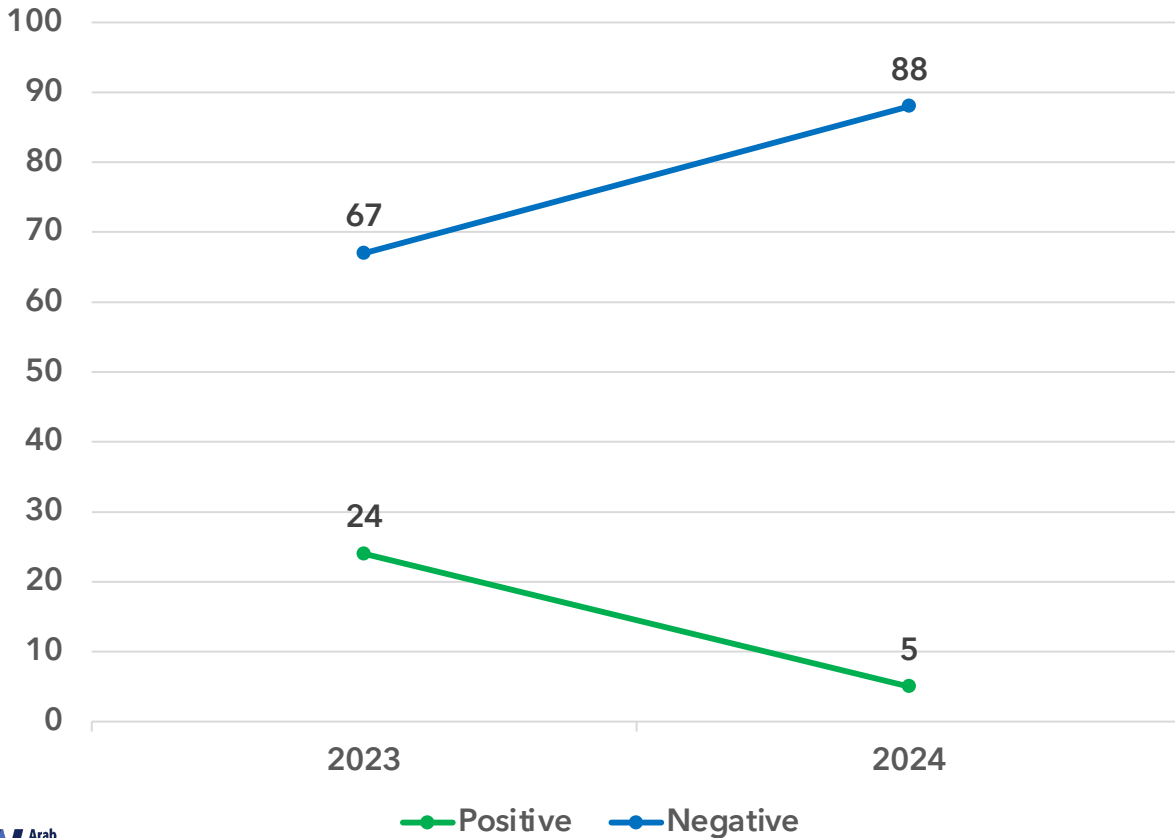


AA Arab American Institute Poll of Arab Americans in Key States, May 2024

- Democrats' party identification rebounds to 32% after reaching an all time low in 2023.
- Republicans drop slightly to 30% and are overtaken by Democrats.
- Independents fall 9 points after reaching an all time high of 31% in 2023.

Arab Americans Overwhelmingly Disapprove of President Biden's Handling of the Conflict

Overall, how would you rate your attitude towards President Biden's response to the current violence in Palestine and Israel?

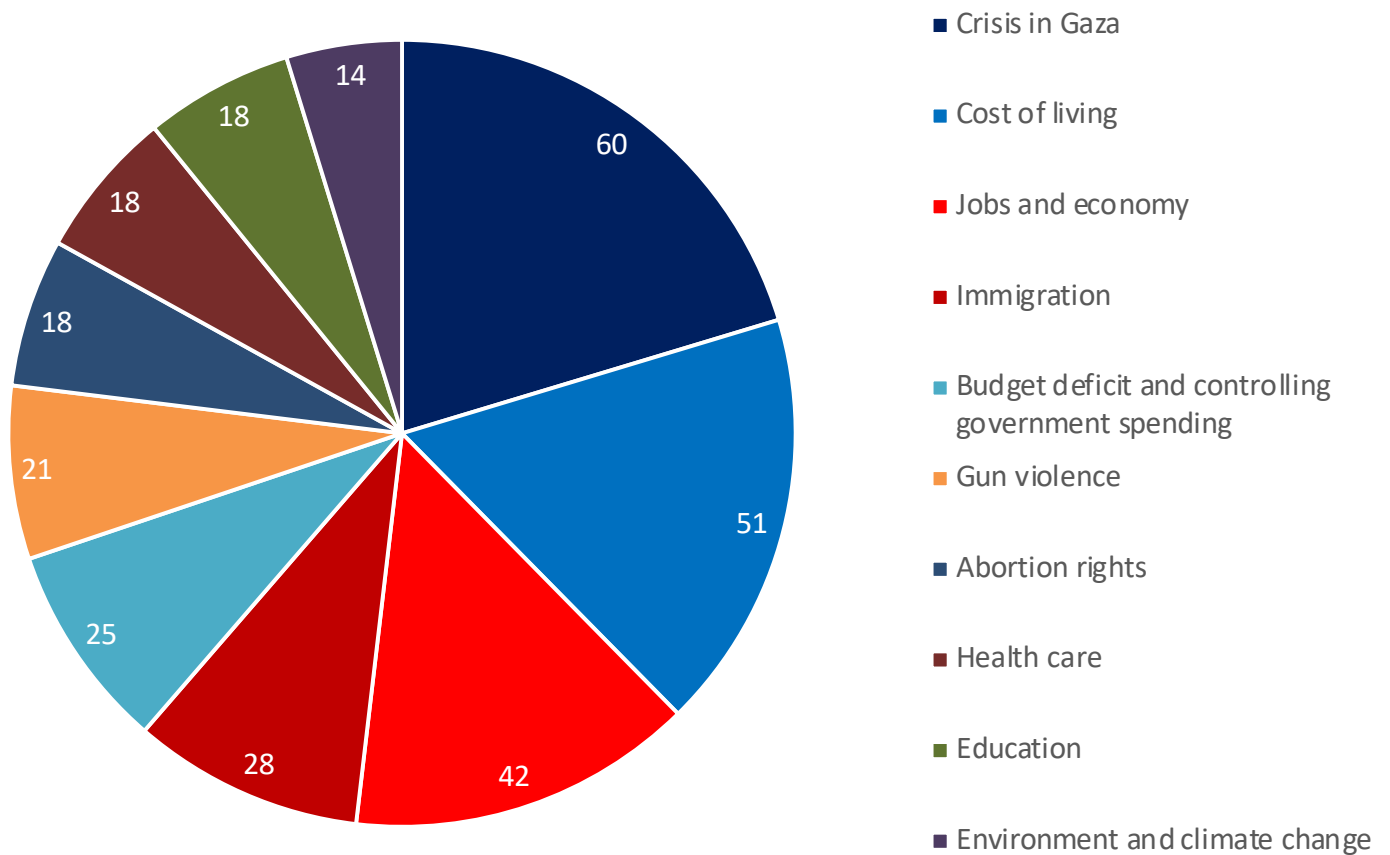


AA Arab American Institute Poll of Arab Americans in Key States, May 2024

- Since October 2023, Arab Americans who had a positive rating towards President Biden's response to the conflict in Palestine has dropped from 24% to 5%.
- Only 12% of Arab American Democrats had a positive rating towards President Biden's handling of the conflict.

Arab Americans Rate the Crisis in Gaza as their #1 Issue in Determining their Vote

Of the following issues, in your opinion, which are the three most important in determining your vote in the 2024 Presidential election?

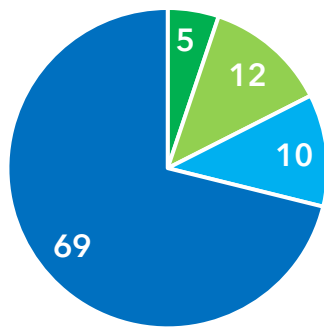


AA Arab American Institute Poll of Arab Americans in Key States, May 2024

- 60% of Arab Americans overall rated the crisis in Gaza as one of their most important issues, followed by the cost of living and jobs and the economy.

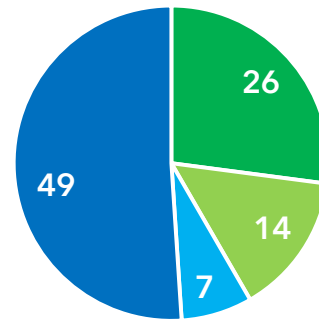
Arab Americans Disapprove of Both Biden and Trump

Overall, how would you rate your personal attitude towards President Biden?



■ Very favorable ■ Somewhat favorable
■ Somewhat unfavorable ■ Very unfavorable

Overall, how would you rate your personal attitude towards former President Trump?



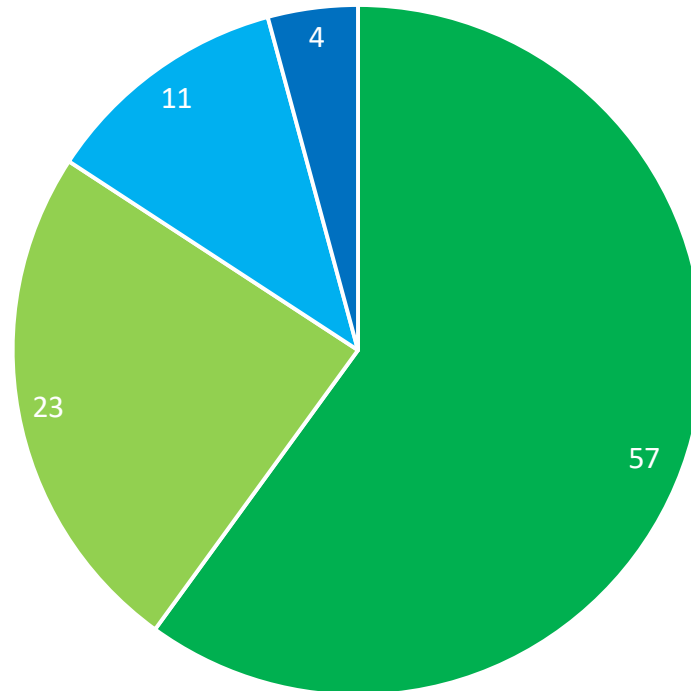
■ Very favorable ■ Somewhat favorable
■ Somewhat unfavorable ■ Very unfavorable

AA Arab American Institute Poll of Arab Americans in Key States, May 2024

- Only 17% of Arab Americans view President Biden favorably, a dramatic decline from his 2020 favorable rating of 74%.
- 39% of Arab American Democrats had a favorable rating towards President Biden, compared to 89% of Arab American Republicans who had a favorable rating of former President Trump.
- 56% of Arab Americans view former President Trump unfavorably.

Arab Americans Overwhelming View Gaza as Important in Determining their Vote

How important is the crisis in Gaza in determining your vote in the 2024 presidential election?



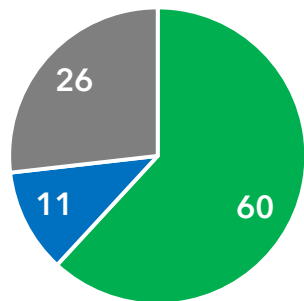
■ Very important ■ Somewhat important ■ Not too important ■ Not important at all

AA Arab American Institute Poll of Arab Americans in Key States, May 2024

- 80% of Arab Americans rated the crisis in Gaza as very/somewhat important in determining their vote for president.
- 93% of Democrats said the Crisis in Gaza was very/somewhat important in determining their vote.

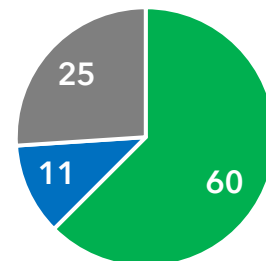
Arab Americans More Likely to Support Biden if He Demanded a Ceasefire or Suspended Diplomatic and Arms Support to Israel

How would it affect your vote for him if President Biden were to demand an immediate Israeli ceasefire and allow unimpeded humanitarian aid into Gaza?



■ More likely ■ Less likely ■ No difference

How would it affect your vote for him if President Biden were to suspend any US diplomatic support or arms shipments to Israel until they implement a ceasefire and withdraw their forces from Gaza?



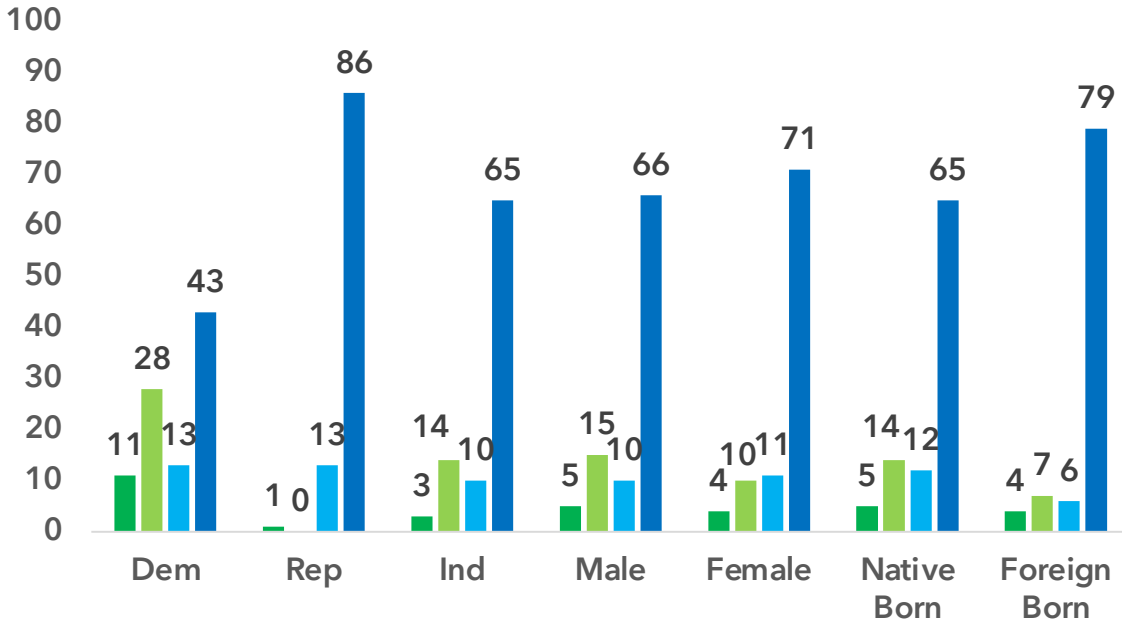
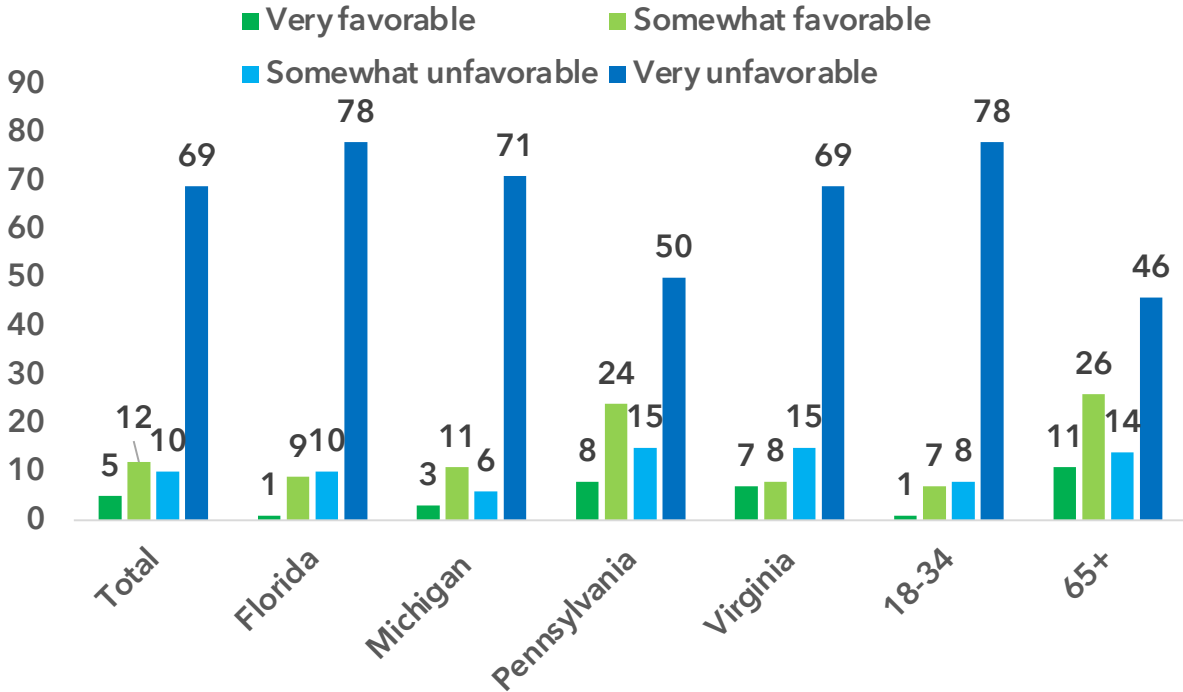
■ More likely ■ Less likely ■ No difference

AA Arab American Institute Poll of Arab Americans in Key States, May 2024

- 60% of Arab Americans, including 80% of Democrats report being more likely to vote for President Biden if he were to demand an Israeli ceasefire and allow aid into Gaza.
- 68% of 18-34-year-olds report being more likely to support Biden if he demanded a ceasefire.
- 60% of Arab Americans report being more likely to vote for President Biden if he were to suspend diplomatic and arms support for Israel until they implement a ceasefire including 79% of Democrats and 70% of independents.

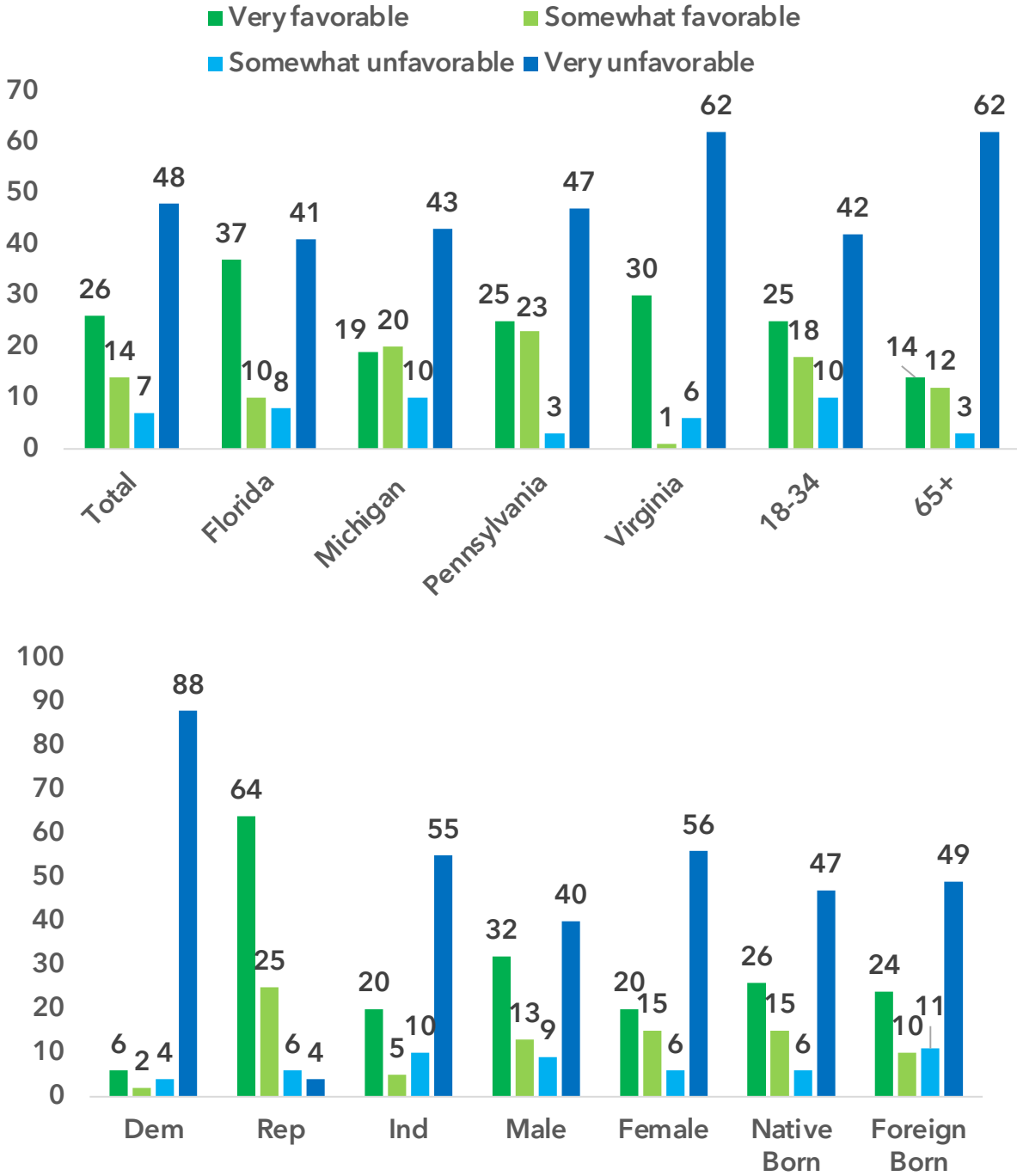
Key Crosstabs

Overall, how would you rate your personal attitude towards President Biden?



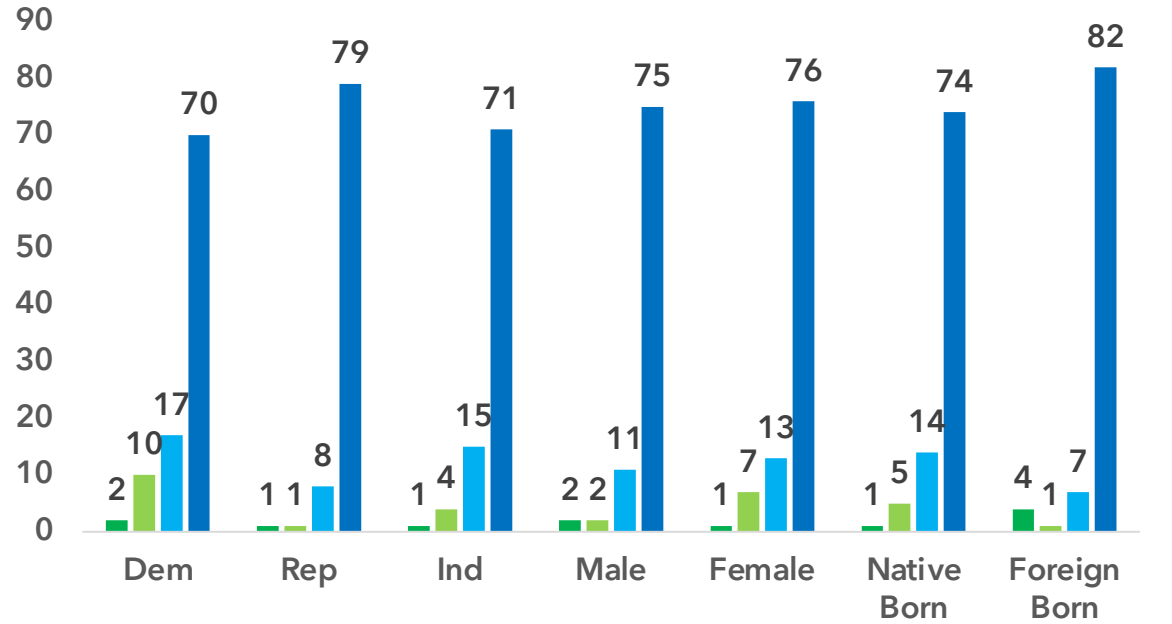
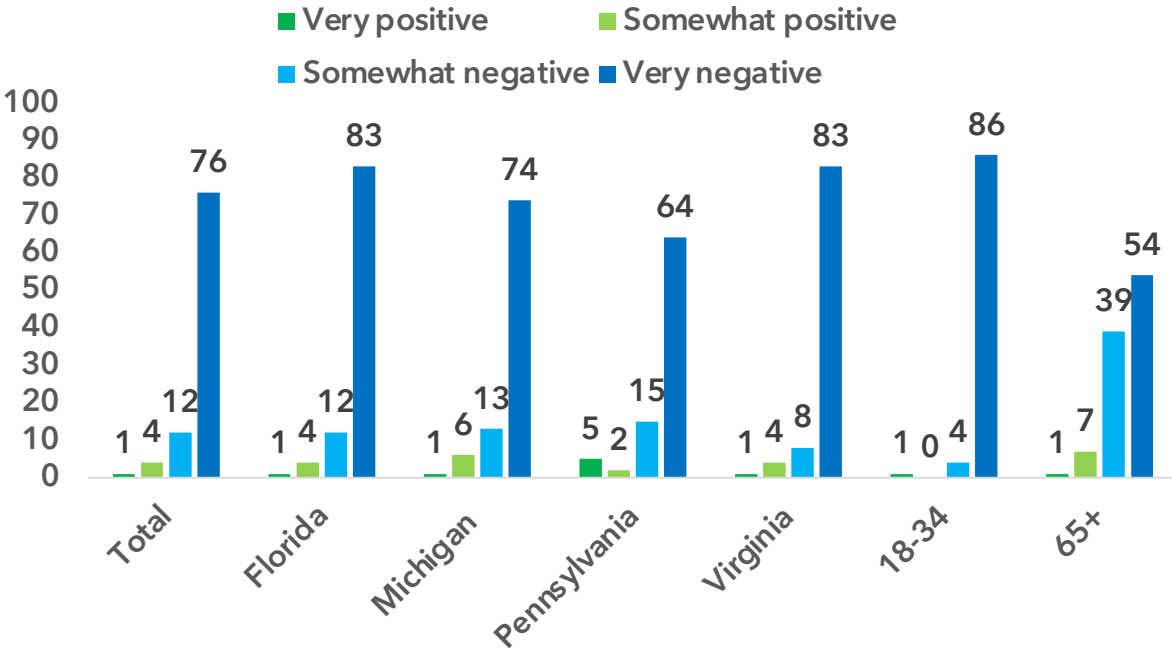
AA Arab American Institute Poll of Arab Americans in Key States, May 2024

Overall, how would you rate your personal attitude towards former President Trump?



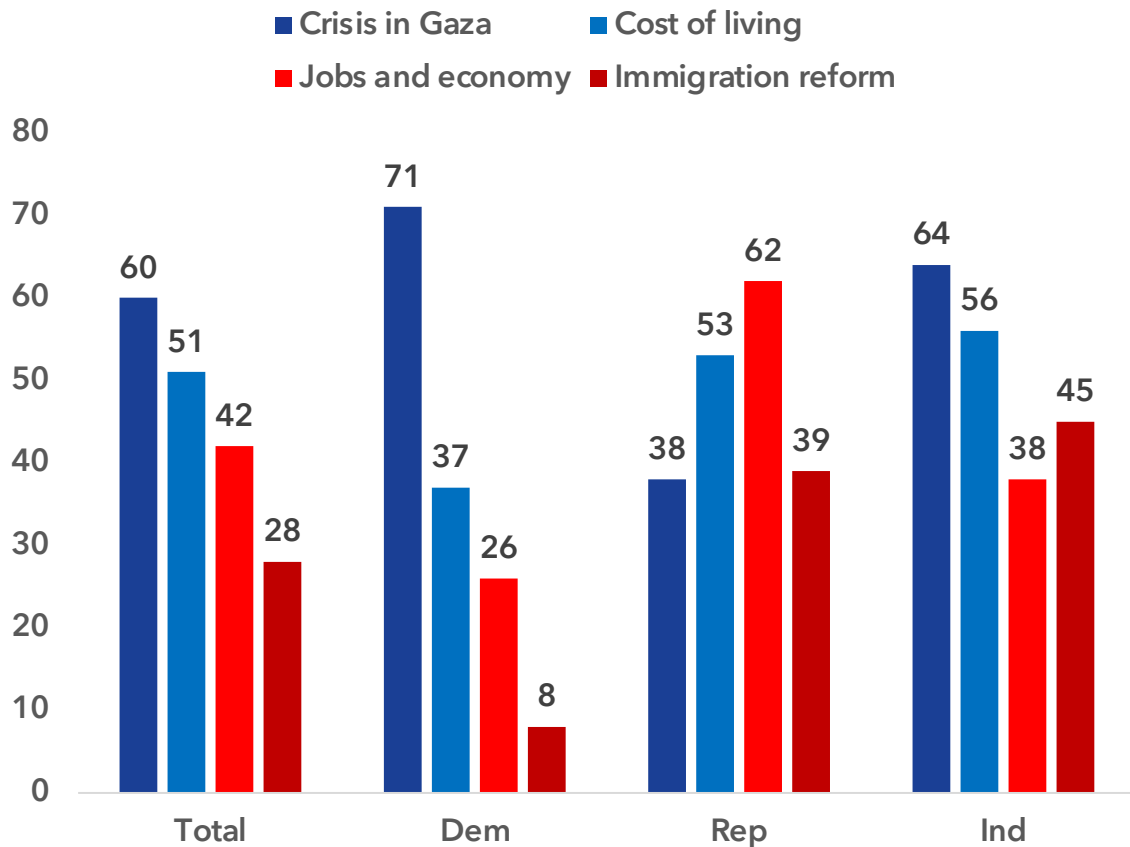
AAI Arab American Institute Poll of Arab Americans in Key States, May 2024

Overall, how would you rate your personal attitude towards President Biden response to the current violence in Palestine and Israel?



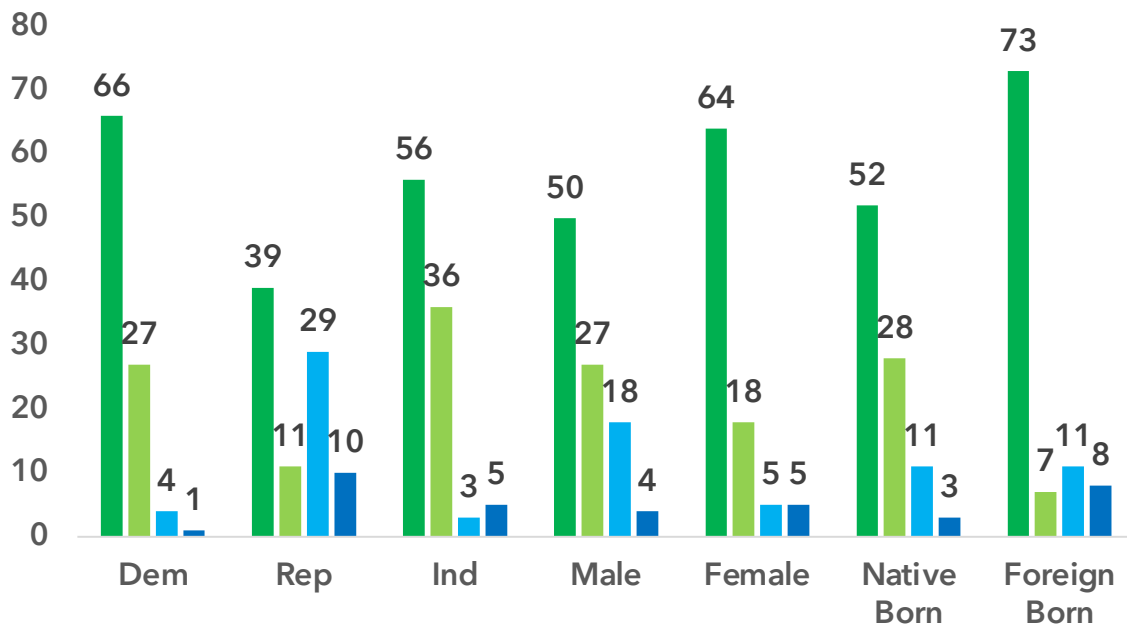
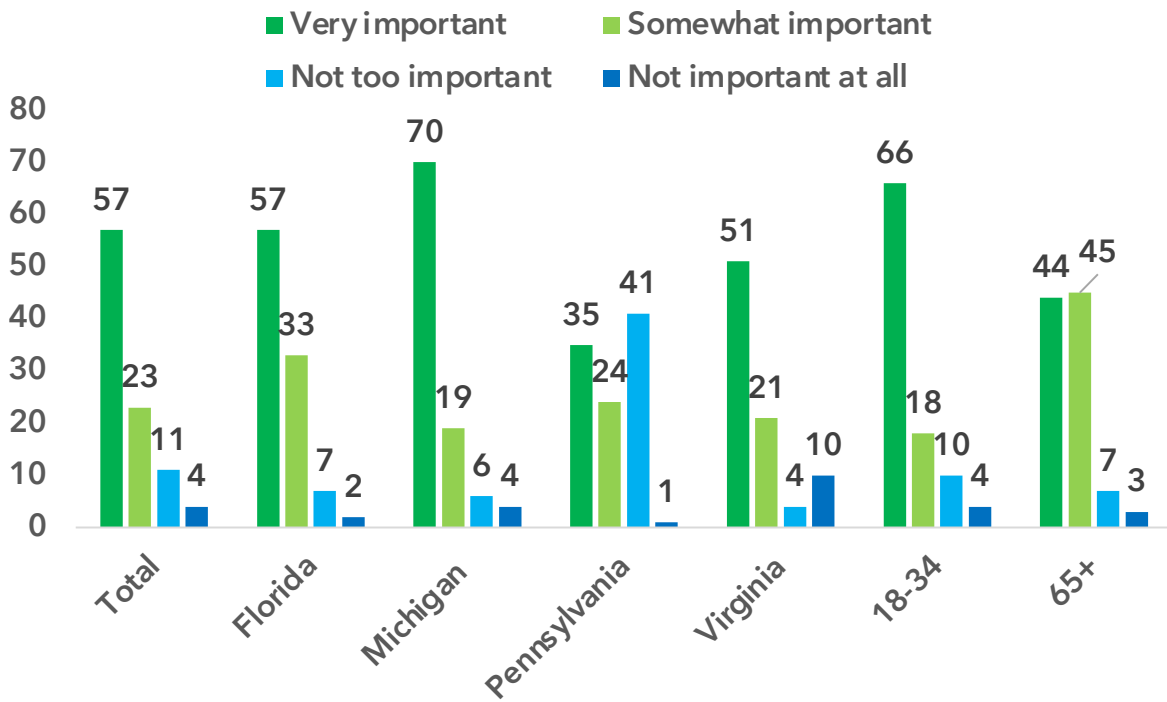
AAI Arab American Institute Poll of Arab Americans in Key States, May 2024

Of the following issues, in your opinion, which are the three most important in determining your vote in the 2024 presidential election?
(Top four only)



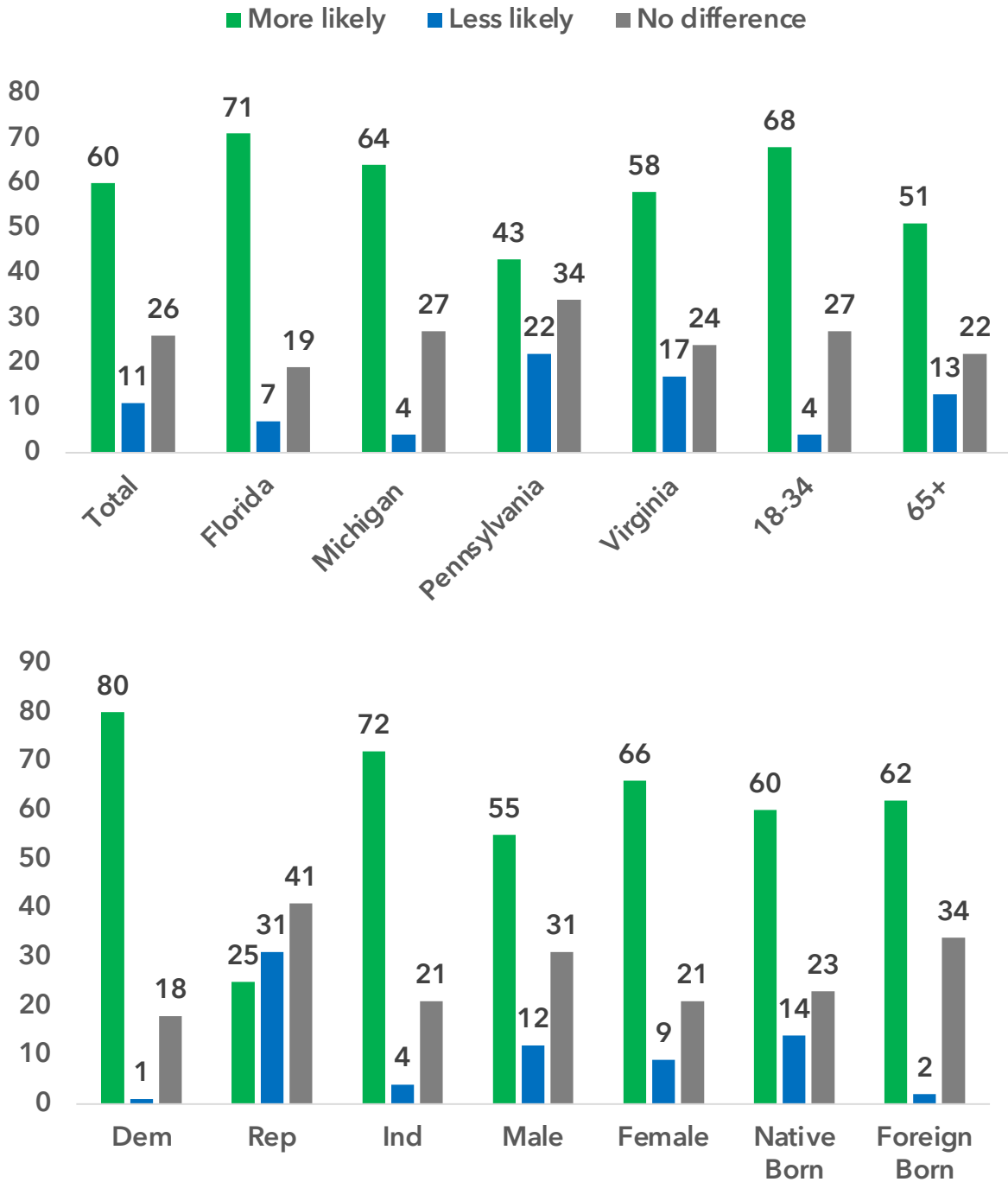
AA Arab American Institute Poll of Arab Americans in Key States, May 2024

How important is the crisis in Gaza in determining your vote in the 2024 presidential election?



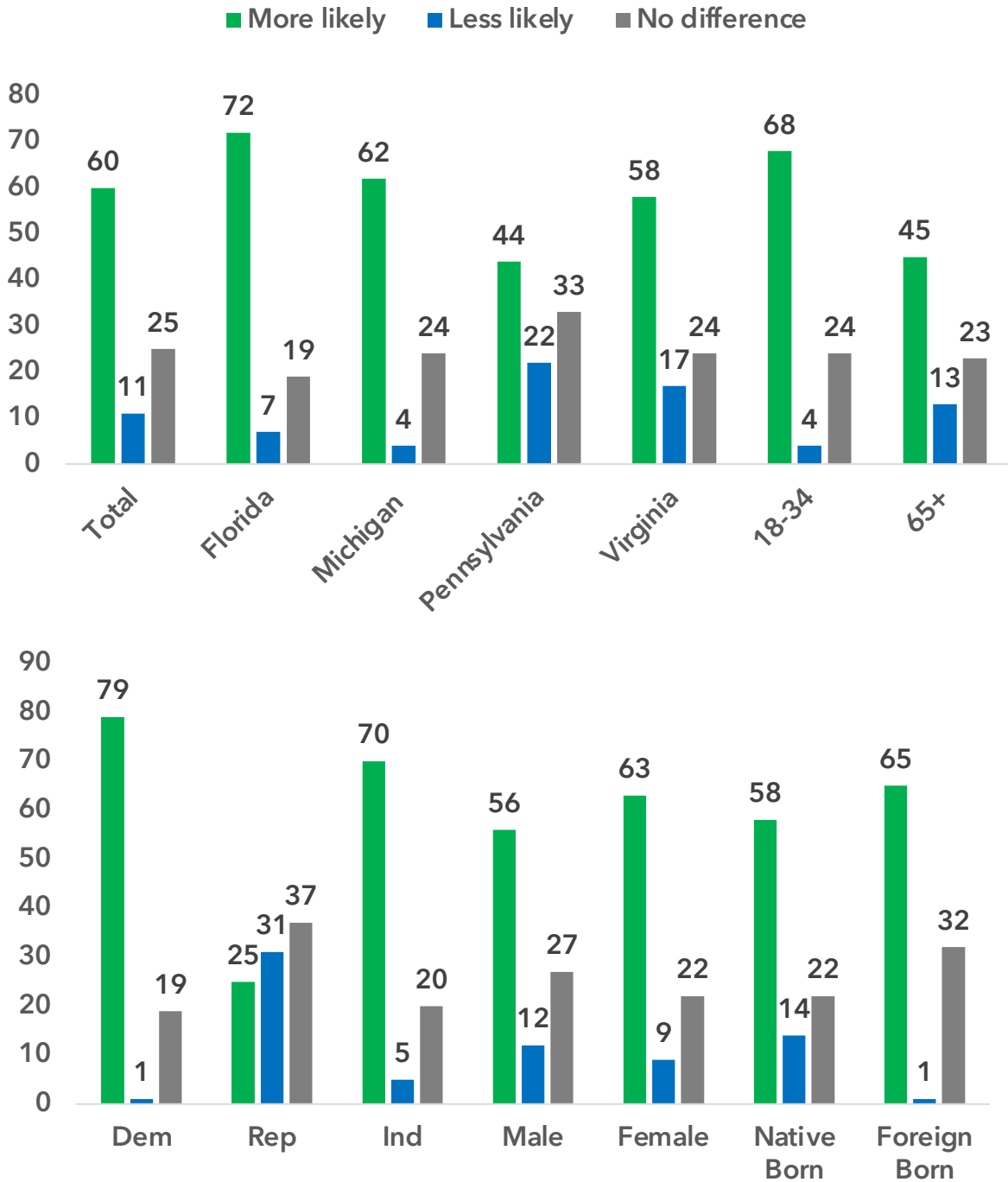
AA Arab American Institute Poll of Arab Americans in Key States, May 2024

Regarding the current violence in Palestine and Israel, how would it affect your vote for him if President Biden were to demand an immediate Israeli ceasefire and allow unimpeded humanitarian aid into Gaza?



AA Arab American Institute Poll of Arab Americans in Key States, May 2024

Regarding the current violence in Palestine and Israel, how would it affect your vote for him if President Biden were to suspend any US diplomatic support or arms shipments to Israel until they implement a ceasefire and withdraw their forces from Gaza?



AA Arab American Institute Poll of Arab Americans in Key States, May 2024

Poll Methodology

John Zogby Strategies was commissioned by AAI to conduct a survey of 900 Arab Americans in Florida (150), Michigan (380), Pennsylvania (150), and Virginia (220). The online poll was conducted between 4/9/2024 and 5/11/2024.

Using internal and trusted interactive partner resources, and a surname list tested and refined over decades, thousands of adults screened for Arab surnames were randomly invited to participate. Each invitation was password coded and secure so that one respondent could only access the survey one time.

Using information based on census data, voter registration figures, and exit polls, John Zogby Strategies uses complex weighting techniques to best represent the demographics of the population being surveyed. Weighted variables may include age, race, gender, region, party, education, and religion.

Based on a confidence interval of 95%, the margin of error for 900 is +/- 3.3 percentage points. This means that all other things being equal, the identical survey repeated will have results within the margin of error 95 times out of 100.

Subsets of the data have a larger margin of error than the whole data set. As a rule, we do not rely on the validity of very small subsets of the data, especially sets smaller than 50-75 respondents. At that subset, we can make estimations based on the data, but in these cases the data is more qualitative than quantitative.

Additional factors can create error, such as question wording and question order.

###

For more AAI polls, visit <https://www.aaiusa.org/opinion-polling>.