

# THE ARAB 2024 AMERICAN VOTE



Yalla **يلا**  
Vote

A Yalla Vote® Tracking Poll

October 2, 2024

# The Arab American Vote

---

For Arab Americans, Israel's war on Palestinians in Gaza looms large and will play a significant role in this November's election. This is one of the key observations emerging from a mid-September nationwide poll of 500 Arab American registered voters conducted by John Zogby Strategies for the Arab American Institute.

Since we first began polling Arab Americans 30 years ago, the community has consistently favored the Democratic Party, with the margin of that support holding steady at nearly two to one for the past decade and a half. The Biden Administration's handling of the crisis in Gaza, however, has eroded that support resulting in Arab Americans now evenly divided between the two parties - 38% for each. Both Democrats and Republicans saw an increase in identification at the expense of Independents. Democrats saw the largest increase in identification after hitting an all-time low (23%) in the immediate aftermath of October 7th. Equally revealing is the fact that by a slight majority of 46% to 43%, voters in the community say they would prefer to see Republicans controlling the next Congress.

Turning to the presidential race, former President Donald Trump and Vice President Kamala Harris are virtually tied, 42% to 41%, with Arab American voters. Looking more closely, with those that report they are very likely to vote, Trump leads Harris 46% to 42%. Only 79% of Democrats support Harris, while 89% of Republicans support Trump. Kamala Harris regained much of the support Biden lost after October 7th, but Harris remains 18 points below Biden's 2020 level of support with Arab American voters.

While some headlines based on a few organizational member surveys have suggested a third-party candidate could garner a plurality of the Arab American vote, this nationwide poll of voters suggests otherwise. All the third-party candidates combined receive just 12% of the Arab American vote. Instead, it's Trump who is the beneficiary of the community's anger and despair over the Biden Administration's failure to prevent the unfolding genocide in Gaza.

Traditionally, Arab American voter turnout has consistently been in the 80% range. But this year, only 63% of the community say they are enthusiastic about voting in the presidential election, likely impacting voter turnout in November. Still, Arab Americans remain an active constituency. Political engagement in the community includes 35% of Republicans, 24% of Democrats, and 37% of 18-29-year-olds who have contributed or plan to contribute to a campaign this election cycle. Looking at more direct action, 32% of Democrats and 28% of Republicans have contacted an elected official, and 37% of 18-29-year-olds have attended a rally or protest this election cycle.

For these voters, Gaza remains a top issue. Just over 8 out of every 10 (81%) Arab Americans view Gaza as important in determining their vote. Twenty-six percent of Arab Americans overall rated the crisis in Gaza as one of their most important issues. The crisis came second overall behind jobs and the economy, with gun violence following just behind. For Arab American Democrats, Gaza is the top issue overall.

However, responses show that there is still time for candidates to capture voter support from those that rank the crisis in Gaza as an immediate concern. When asked if Harris were either to

---

demand an immediate ceasefire and unimpeded humanitarian aid to Palestinians in Gaza or to withhold diplomatic support for and arms shipments to Israel until they implement a ceasefire and withdraw their forces from Gaza, Harris' vote among Arab Americans increases to around 60%. This new Harris tally captures one-third of Trump voters while virtually wiping out the votes that would go to the third-party candidates. If Trump were to make the same demands on Israel, he too would benefit, increasing his vote tally to 55%. This increased vote count for Trump comes from one-quarter of Harris voters and one-half of the votes going to third-party candidates.

While these measures are needed and important to end the war, even less dramatic steps in the midst of a campaign could have been taken to win more Arab American support. For example, more than half (55%) of Arab Americans would have been more likely to support Harris if the DNC allowed a Palestinian American speaker at the convention. This includes 78% of Democrats, 47% of Independents, and 36% of Republicans who stated they would have been more likely to support Harris if there had been a Palestinian speaker.

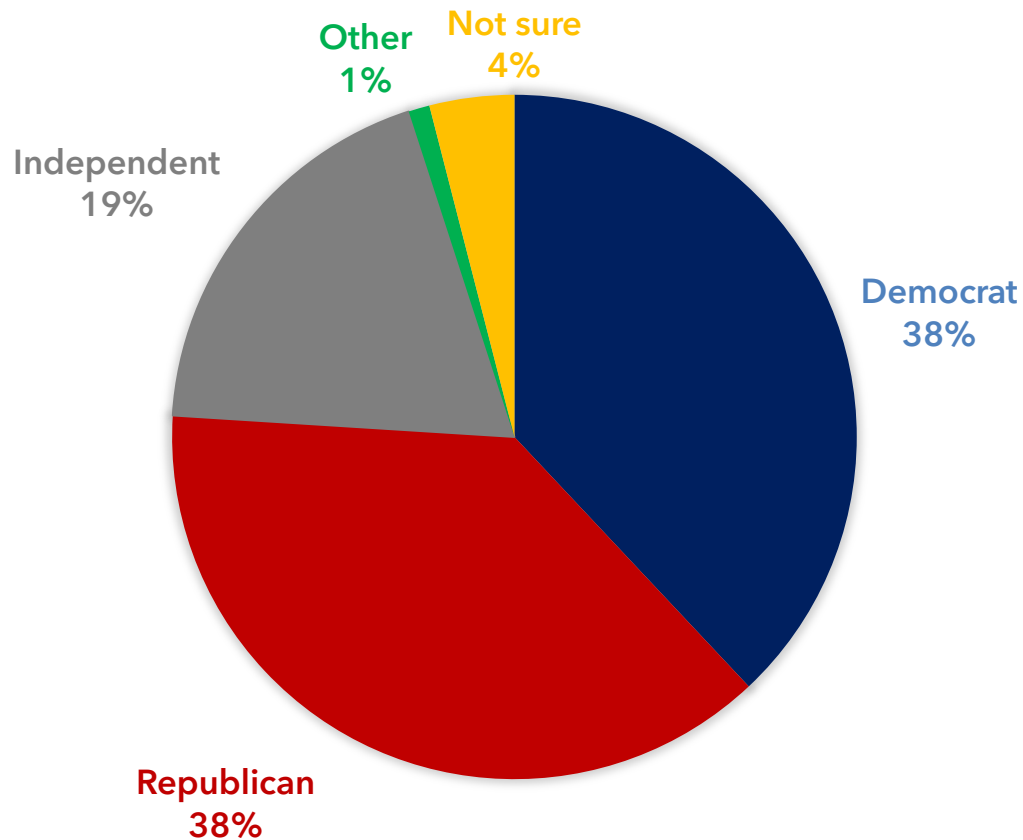
The crisis in Gaza has also deeply affected the safety of Arab Americans. The percent of Arab Americans who are concerned about their personal safety has risen from 45% in October of last year to 60%. Since October of 2023, there has been a 14-point rise of Arab Americans who are concerned about facing discrimination due to the violence in Palestine/Israel. Overall, 63% of Arab Americans say they have personally experienced discrimination because of their ethnicity or country of origin. This includes 77% of Arab American 18-29-year-olds, an age group in which only 6% said they were not worried about their personal safety due to the violence in Palestine/Israel.

Concern over the effect of the crisis on the community extends beyond personal safety. Nearly three-quarters (73%) of Arab Americans are concerned about the proliferation of anti free speech, anti-BDS Laws. This is true across the political spectrum with 80% of Democrats, 71% of Republicans, and 65% of Independents noting their concern with anti-BDS laws. Worry over discriminatory laws and initiatives continue across communities with 62% of Arab Americans overall, including 69% of Democrats, 62% of Independents, and 55% of Republicans, stating their concern with the efforts to ban Black history and LGBTQ books in schools. At the same time 67%, including 78% of Democrats, 64% of Independents, and 59% of Republicans, are concerned with the scaling back of DEI programs.

Finally, in our thirty years of polling Arab American voters, we have not witnessed anything like the role that the war on Gaza is having on voter behavior. The year-long unfolding genocide in Gaza has impacted every component sub-group within the community - with only slight variations among religious communities and countries of origin, immigrant or native born, gender and age groups. With the catastrophe now facing Lebanon and a little over one month remaining before the election, Arab Americans and, as our polls of US voters have shown, those who share their concerns (young and non-white voters) will be watching to see if their deeply felt concerns with Palestine and Lebanon will be recognized and respected with a promise for change.

# Yalla Vote® Tracking Poll: Party Identification

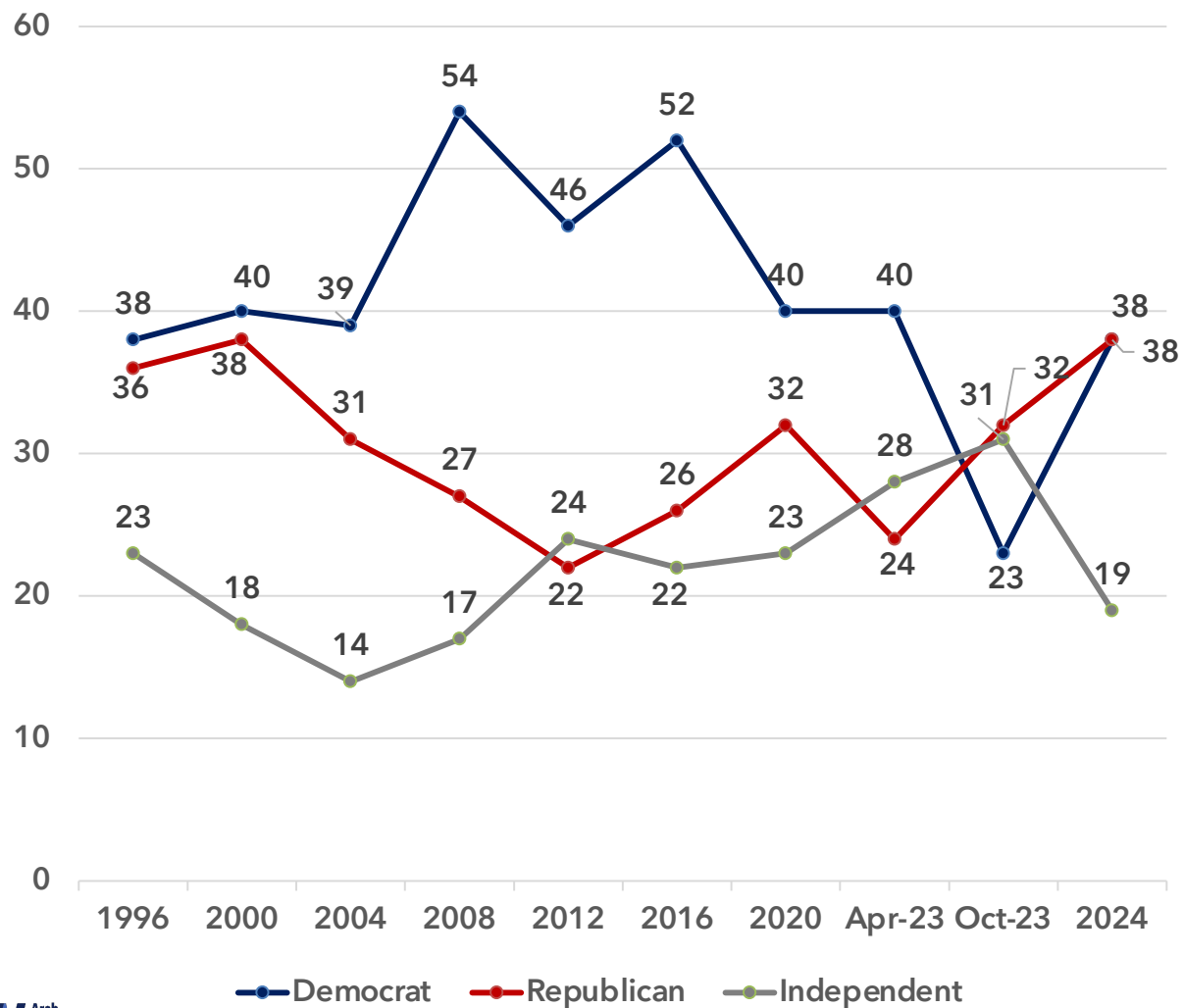
---



**AA** Arab American Institute Yalla Vote® Tracking Poll - October 2, 2024

- Arab Americans identify as Republicans or Democrats at the same rate of 38%.
- 19% of Arab Americans identify as Independents.
- 47% of Arab American females identify as Democrats, while 45% of Arab American males identify as Republicans.

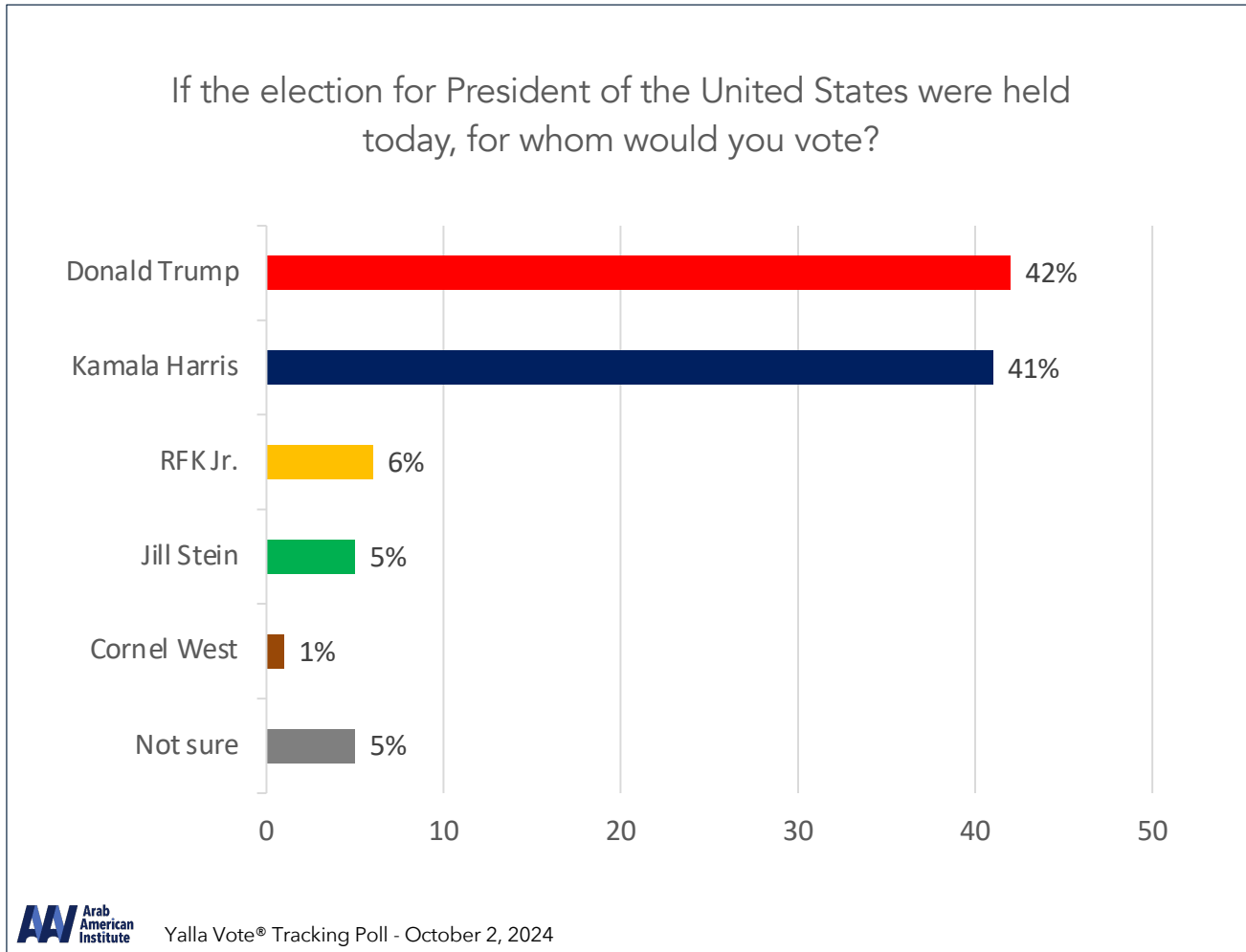
# Yalla Vote® Tracking Poll: Party Identification



Yalla Vote® Tracking Poll - October 2, 2024

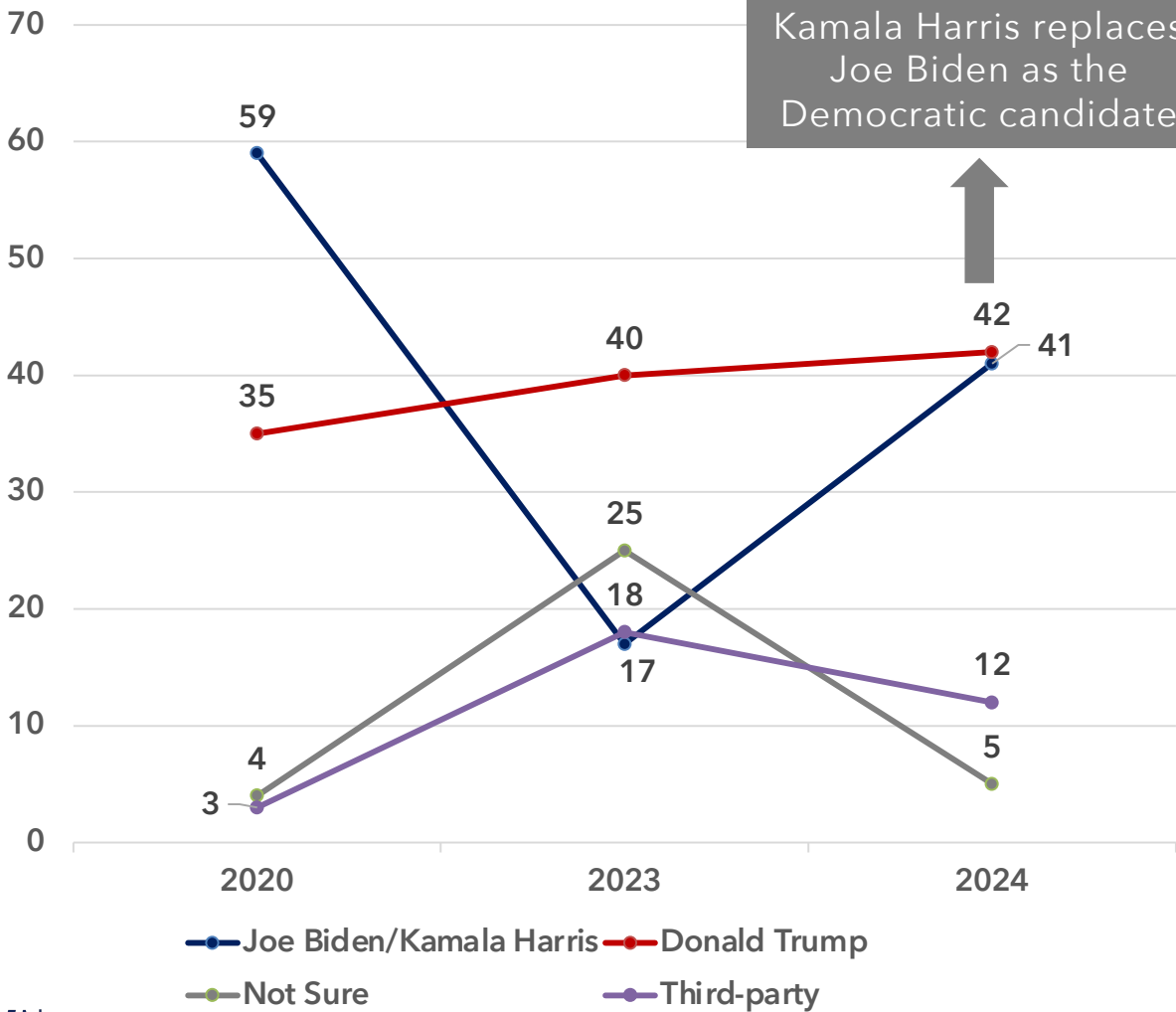
- Both Democrats and Republicans see an increase in identification at the expense of Independents.
- Democrats see the largest increase in identification, regaining much of what was lost in the aftermath of October 7<sup>th</sup> and the Biden's Administration's support for the war on Gaza.

# Donald Trump and Kamala Harris are Virtually Tied With Arab Americans Voters



- Trump and Harris are virtually tied, 42% to 41%, with Arab American voters.
- Only 79% of Democrats support Harris, while 89% of Republicans support Trump.
- With those very likely to vote, Trump leads Harris 46% to 42%.

# Yalla Vote® Tracking Poll: Arab American Vote

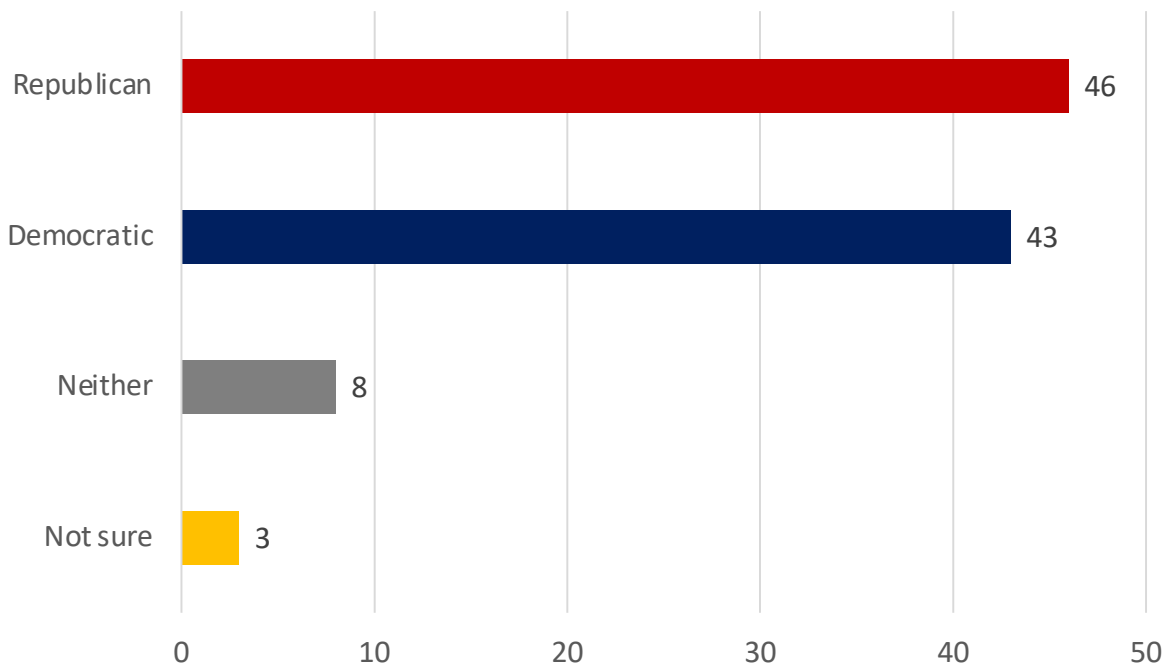


AA Arab American Institute Yalla Vote® Tracking Poll - October 2, 2024

- Kamala Harris regains much of the support Biden lost after October 7th, but Harris remains 18 points below Biden’s 2020 level of support with Arab American voters.
- Support for Donald Trump remains stable, while undecideds drop from 25% to only 5%.

# Arab Americans Slightly Prefer Republicans to be in Control of Congress

Which party would you rather have in control of Congress  
– Democrats or Republicans?



**AA** Arab American Institute Yalla Vote® Tracking Poll - October 2, 2024

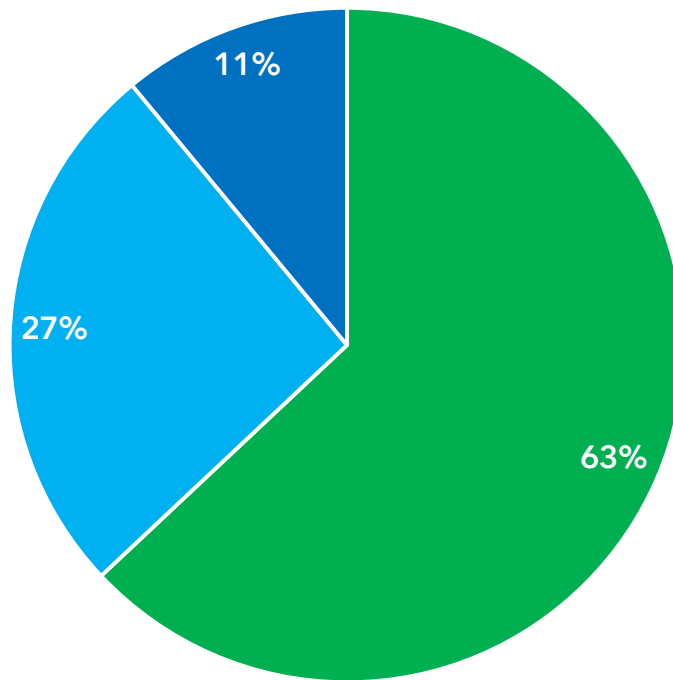
- Only 84% of Democrats prefer Democratic control of Congress, compared to 96% of Republicans who prefer Republican control.
- 39% of Independents prefer Democratic control of Congress, with 30% saying neither.



# Majority of Arab Americans Report Being Enthused to Vote

How enthusiastic are you about casting a vote for president in November 2024?

■ Very enthusiastic    ■ Not really enthusiastic    ■ Not enthusiastic

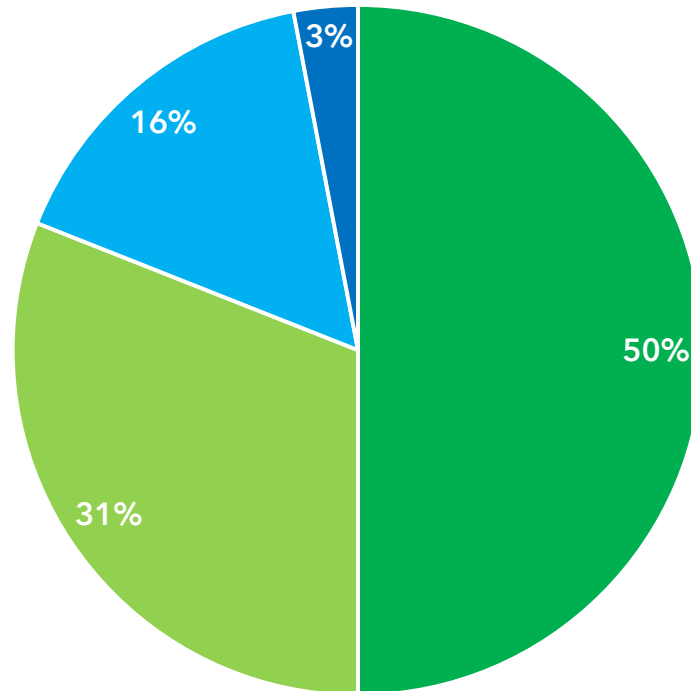


**AA** Arab American Institute Yalla Vote® Tracking Poll - October 2, 2024

- Arab American voter turnout has consistently been in the 80% range. This year, only 63% say they are enthusiastic about voting in the presidential election, likely impacting voter turnout in November.
- Only 67% of Democrats are enthusiastic about voting compared to 80% of Republicans.
- 55% of Arab American 18-29-year-olds are unenthusiastic about voting.

# Arab Americans Overwhelmingly View Gaza as Important in Determining their Vote

How important is the crisis in Gaza in determining your vote in the 2024 presidential election?



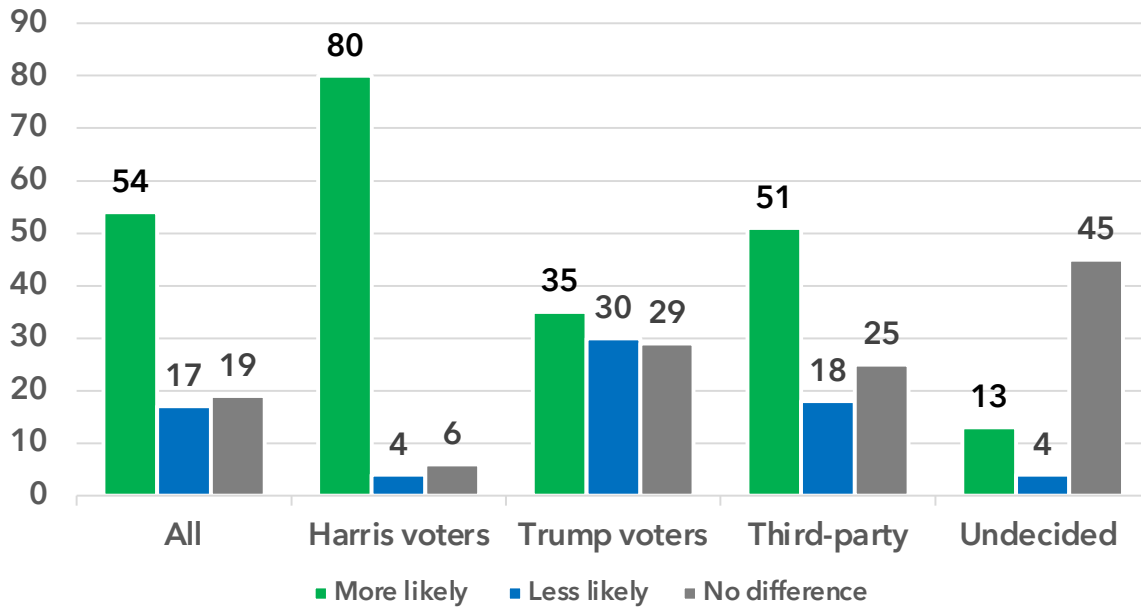
■ Very important ■ Somewhat important ■ Not too important ■ Not important at all

**AA** Arab American Institute Yalla Vote® Tracking Poll - October 2, 2024

- 81% of Arab Americans view Gaza as very/somewhat important in determining their vote.
- 95% of Arab American Muslims, 85% of Arab American Democrats, and 81% of Arab American Republicans view Gaza as important in determining their vote.

## Arab Americans More Likely to Support Harris if She Demanded a Ceasefire and Allowed Unimpeded Humanitarian Aid into Gaza

How would it affect your vote for her if Vice-President Harris were to demand an immediate Israeli ceasefire and allow unimpeded humanitarian aid into Gaza?

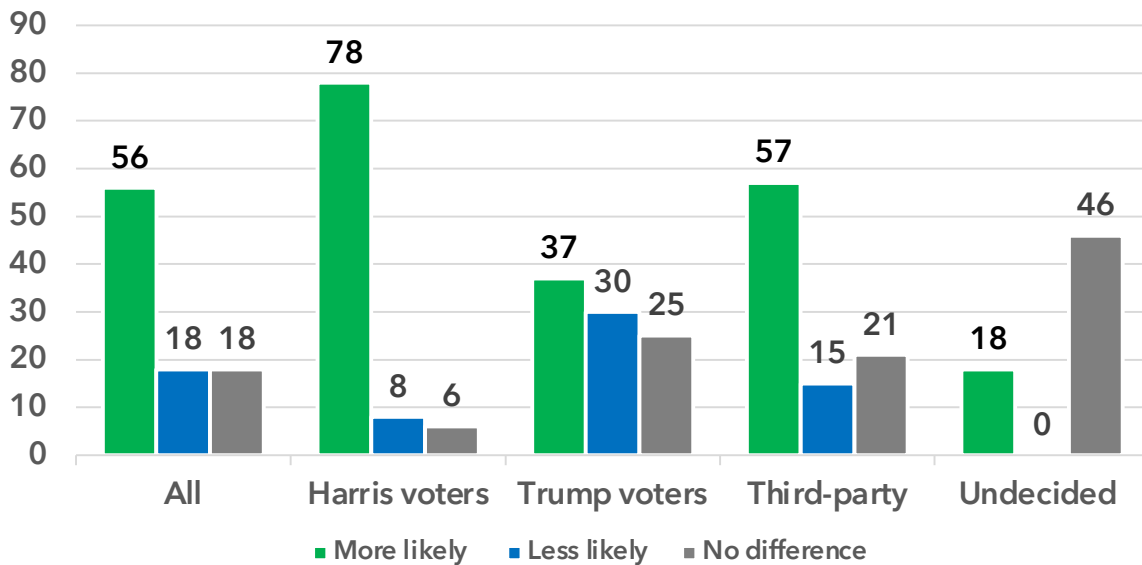


Yalla Vote® Tracking Poll - October 2, 2024

- 54% of all Arab American voters would be more likely to support Harris if she were to demand an immediate ceasefire, including 35% of Trump voters and 51% of third-party voters.
- 72% of Arab American Muslims and 57% of Arab American males would be more likely to vote for Harris if she demanded a ceasefire.

## Arab Americans More Likely to Support Harris if She Suspended Diplomatic Support and Arms Shipments to Israel

How would it affect your vote for her if Vice-President Harris were to suspend any US diplomatic support or arms shipments to Israel until they implement a ceasefire and withdraw their forces from Gaza?

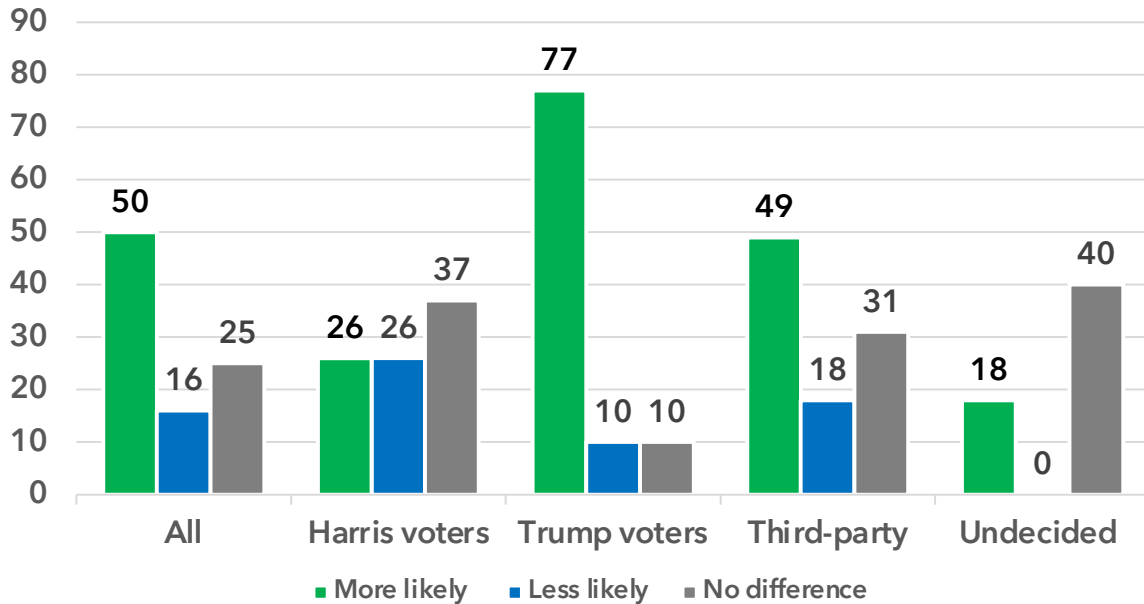


**AA** Arab American Institute  
Yalla Vote® Tracking Poll - October 2, 2024

- 56% of all Arab American voters would be more likely to support Harris if she were to end arm shipments to Israel until they implement a ceasefire, including 37% of Trump voters and 57% of third-party voters.
- 60% of 18-29-year-olds and 73% of Arab American Muslims would be more likely to support Harris if she suspended arm shipments to Israel.

## Arab Americans More Likely to Support Trump if He Demanded a Ceasefire and Allowed Unimpeded Humanitarian Aid into Gaza

How would it affect your vote for him if former President Trump were to demand an immediate Israeli ceasefire and allow unimpeded humanitarian aid into Gaza?

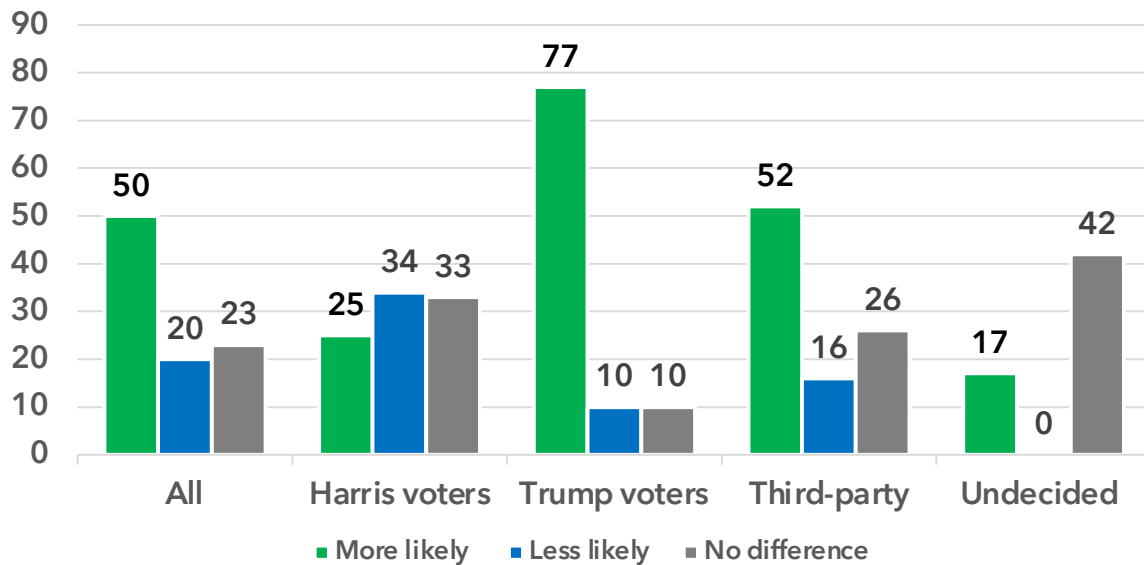


Yalla Vote® Tracking Poll - October 2, 2024

- 50% of all Arab American voters would be more likely to support Trump if he were to demand an immediate ceasefire, including 26% of Harris voters and 49% of third-party voters.
- 60% of Arab American Catholics and 59% of Arab American Muslims would be more likely to support Trump if he demanded a ceasefire and allowed humanitarian aid into Gaza.

## Arab Americans More Likely to Support Trump if He Suspended Diplomatic Support and Arms Shipments to Israel

How would it affect your vote for him if former President Trump were to suspend any US diplomatic support or arms shipments to Israel until they implement a ceasefire and withdraw their forces from Gaza?

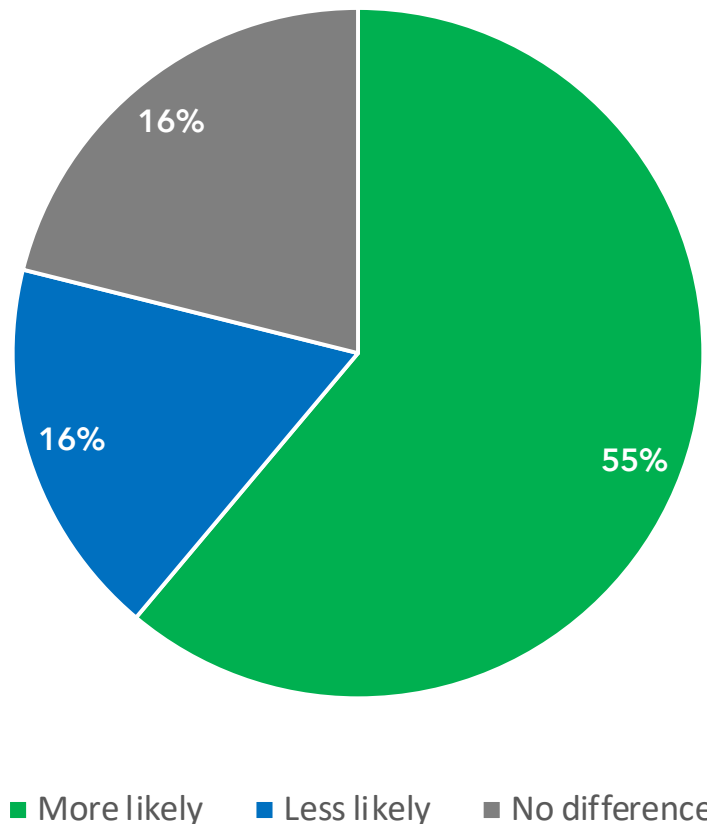


Yalla Vote® Tracking Poll - October 2, 2024

- 50% of all Arab American voters would be more likely to support Trump if he were to suspend arm shipments to Israel, including 25% of Harris voters and 52% of third-party voters.
- 60% of Arab American Muslims and 52% of 18-29-year-olds would be more likely to support Trump if he suspended arm shipments to Israel.

## 55% of Arab Americans Would Have Been More Likely to Support Harris if DNC Allowed a Palestinian Speaker

If the DNC had allowed a Palestinian American to speak from the main stage, would it have made you more or less likely to support Vice President Harris?

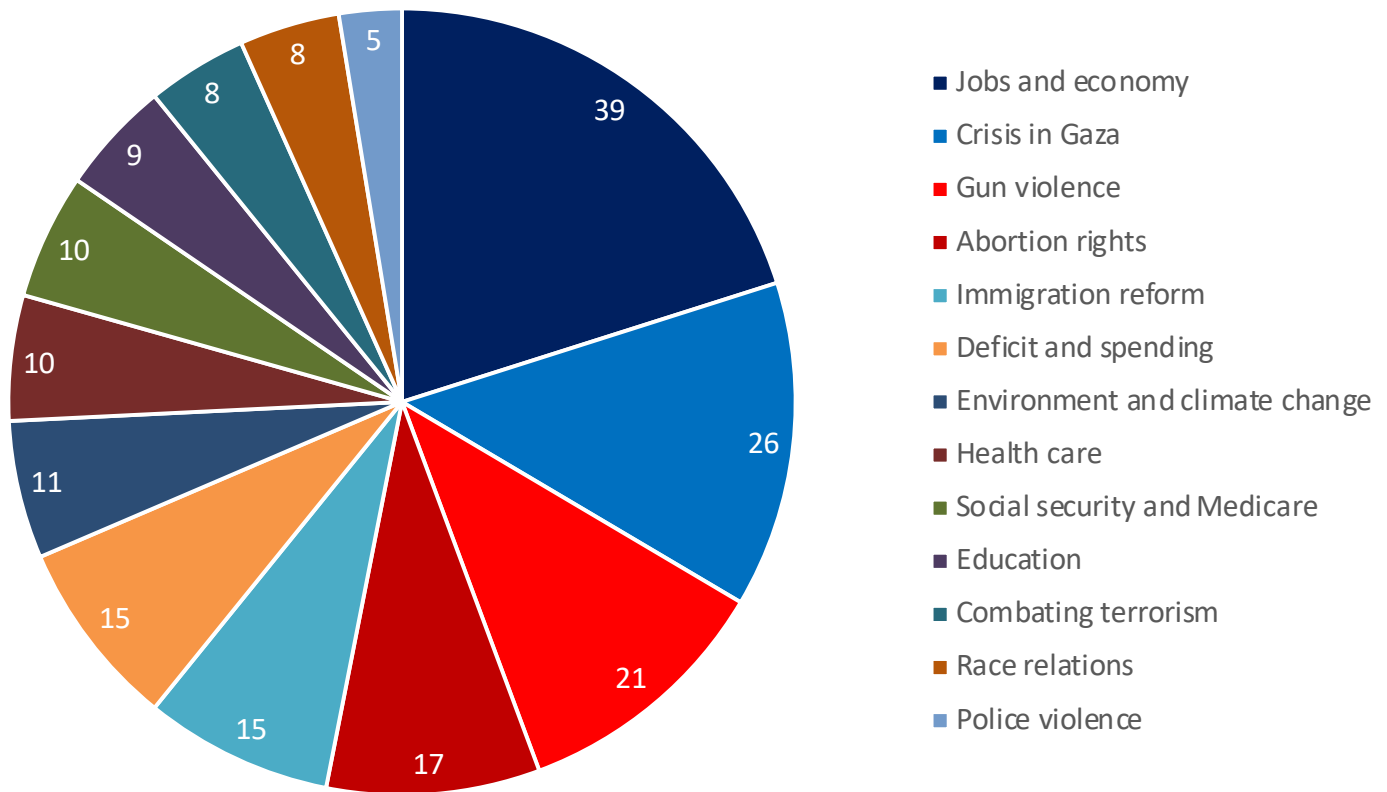


**AA** Arab American Institute Yalla Vote® Tracking Poll - October 2, 2024

- 78% of Democrats, 47% of Independents, and 36% of Republicans would have been more likely to support Harris if there had been a Palestinian American speaker.
- 61% of Arab American Catholics and 71% of Arab American Muslims would have been more likely to support Harris.

## Arab Americans Rate the Crisis in Gaza Highly in Determining their Vote

Of the following issues, in your opinion, which are the most important in determining your vote in the 2024 Presidential election?  
(choose two)



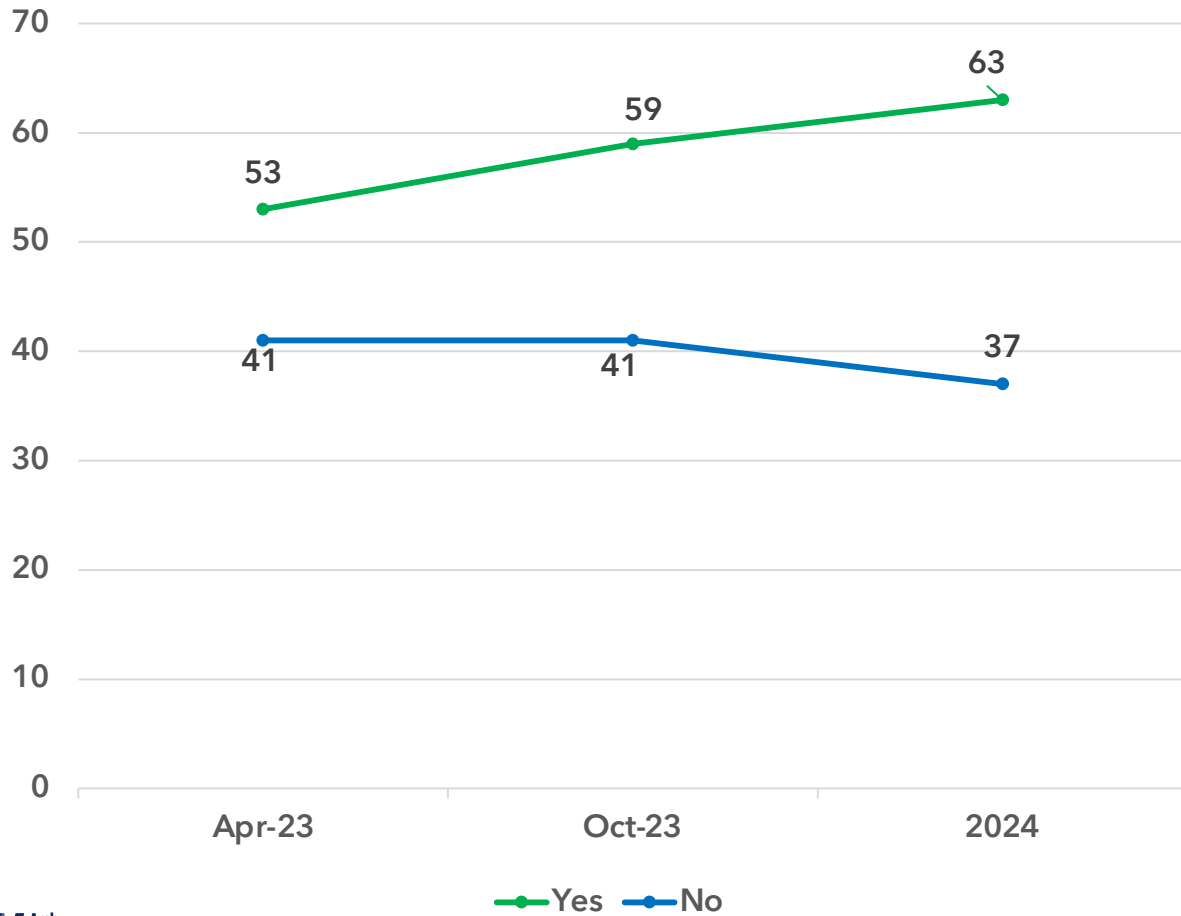
**AA** Arab American Institute Yalla Vote® Tracking Poll - October 2, 2024

- 26% of Arab Americans rated the crisis in Gaza as one of their most important issues.
- The crisis in Gaza was the #1 issue among Arab American Democrats.



# Arab Americans Increasingly Face Discrimination

Have you personally experienced discrimination in the past because of your ethnicity or country of origin?

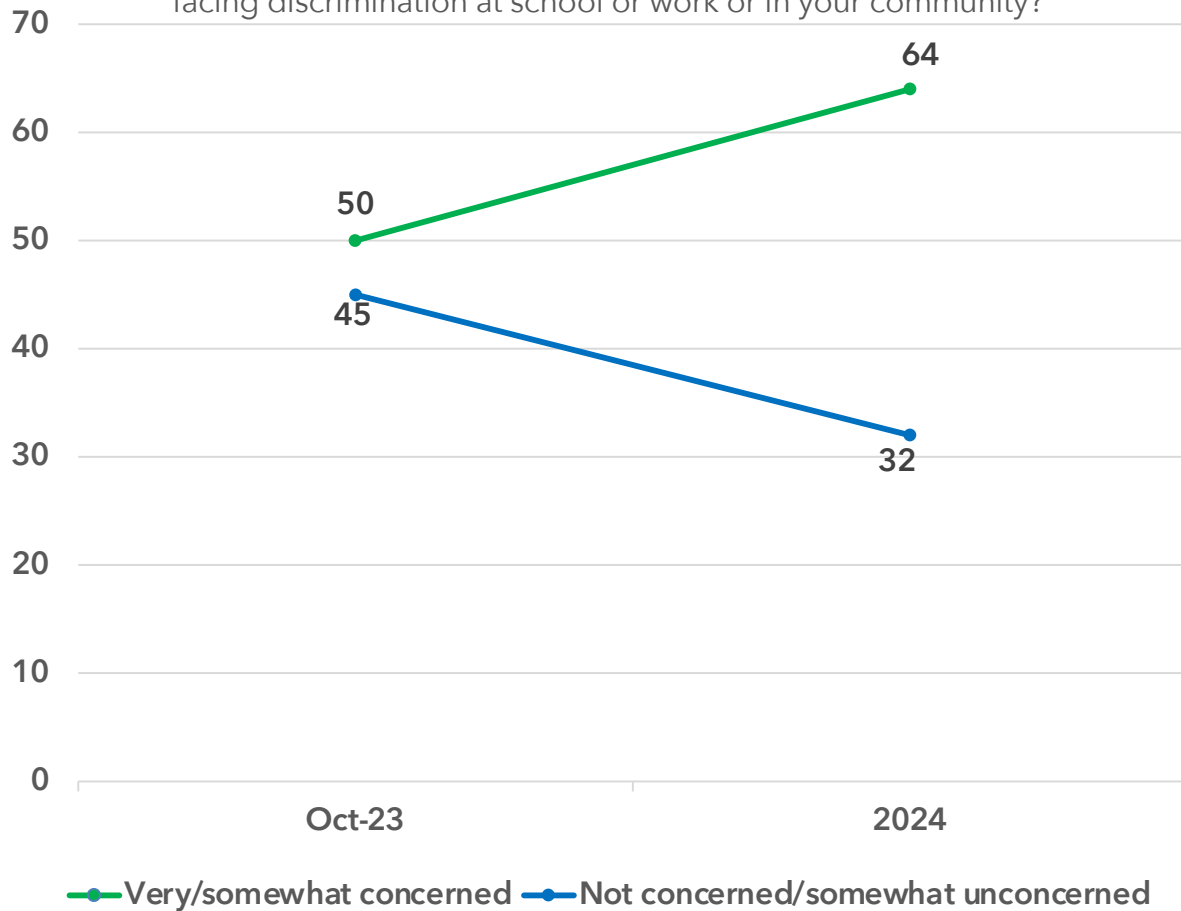


**AA** Arab American Institute Yalla Vote® Tracking Poll - October 2, 2024

- Since April of 2023, there has been a 10-point rise in Arab Americans facing discrimination.
- 77% of Arab American 18-29-year-olds report facing discrimination, compared to 51% of those aged 65 and over.
- 69% of Arab American Protestants and 71% of Arab American Muslims faced discrimination.

# Arab Americans Increasingly Concerned about Discrimination

Given the current climate in the U.S. in response to the recent violence in Palestine and Israel, how concerned are you about facing discrimination at school or work or in your community?

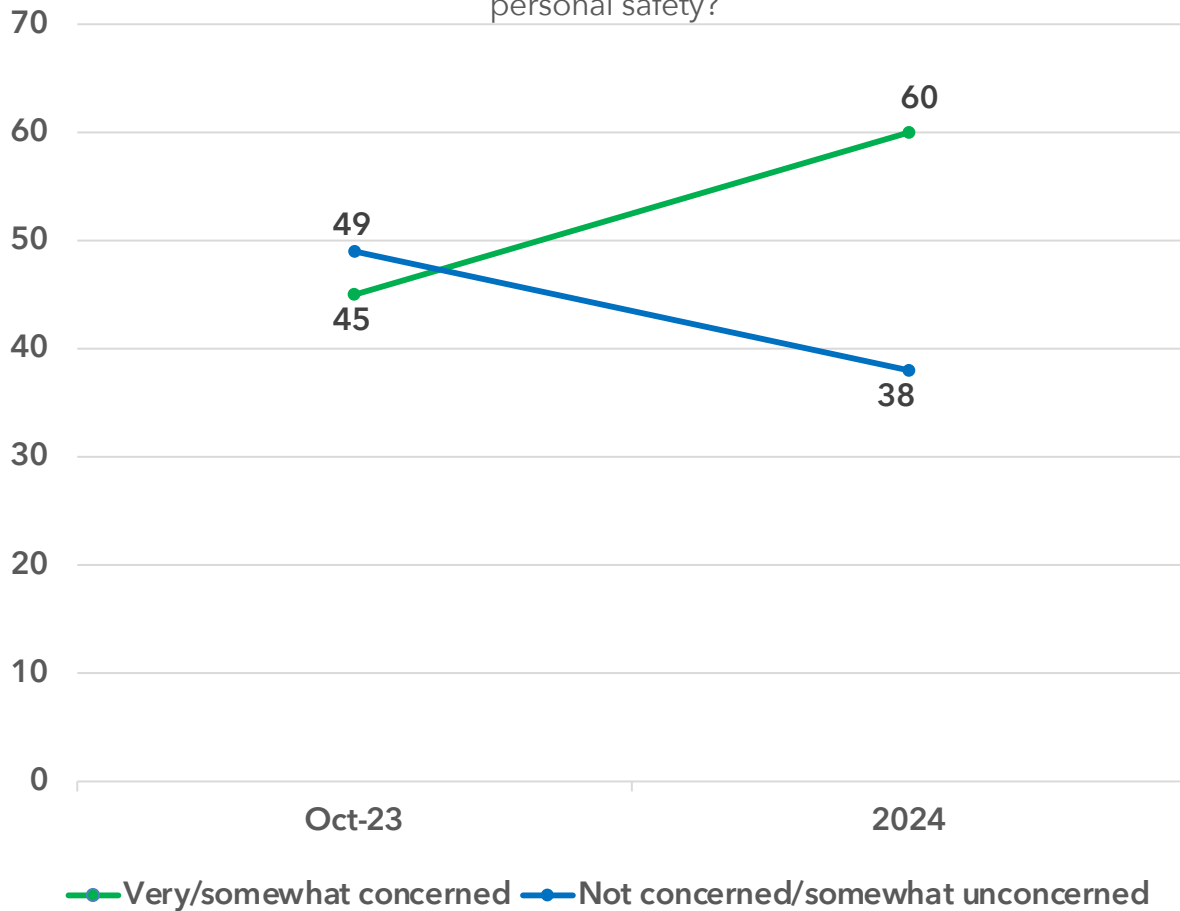


**AA** Arab American Institute Yalla Vote® Tracking Poll - October 2, 2024

- Since October of 2023, there has been a 14-point rise in Arab Americans who are concerned about facing discrimination due to the violence in Palestine/Israel.
- 73% of Arab American Muslims report being concerned about facing discrimination.

# Arab Americans Increasingly Concerned About Personal Safety

Given the current climate in the U.S. in response to the recent violence in Palestine and Israel, how concerned are you about your personal safety?

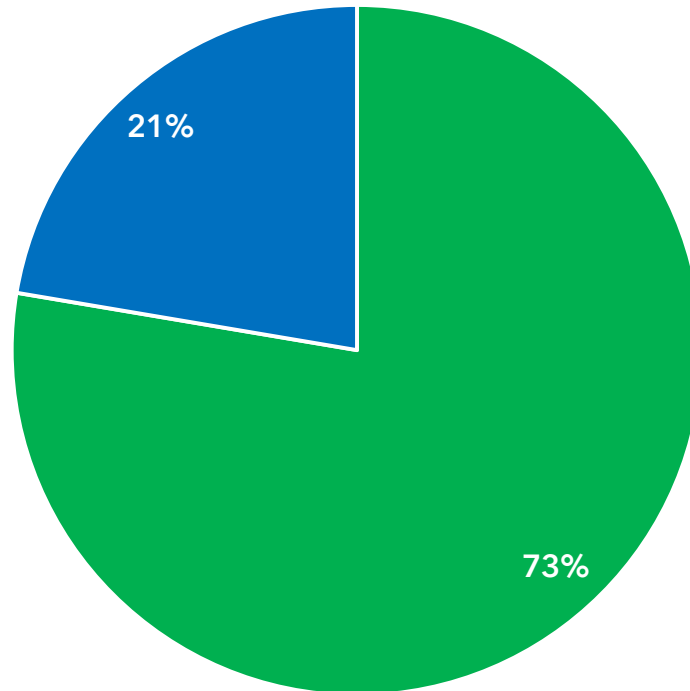


Yalla Vote® Tracking Poll - October 2, 2024

- The percent of Arab Americans who are concerned about their personal safety has risen from 45% in October of last year to 60%.
- Only 6% of 18-29-year-olds are not concerned at all about their personal safety due to the violence in Palestine/Israel.

# 73% of Arab Americans are Concerned about Anti-Free Speech Anti-BDS Laws

In more than two dozen states, laws or executive orders have been issued prohibiting individuals, groups, or businesses from receiving state funding or employment if they are found to engage in activities that boycott Israel. How concerned are you that such policies violate free speech rights of Americans?



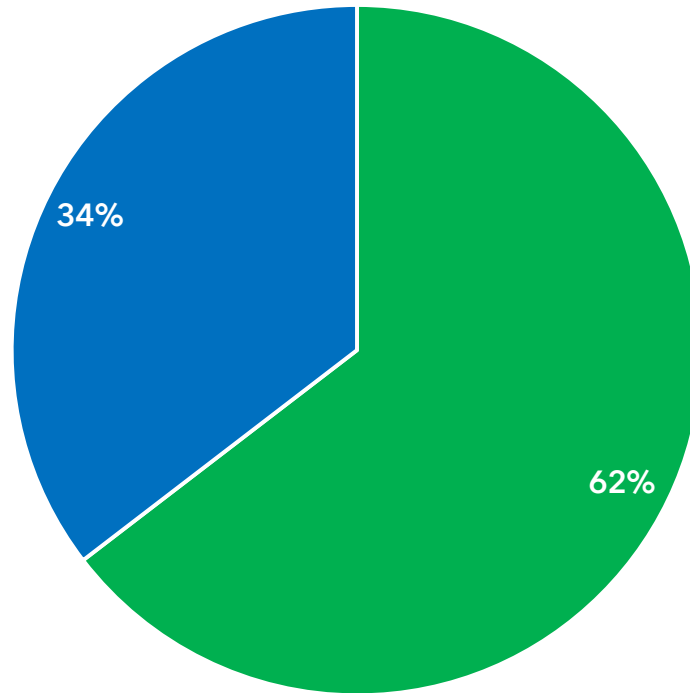
■ Very/somewhat concerned      ■ Not concerned/somewhat unconcerned

**AA** Arab American Institute Yalla Vote® Tracking Poll - October 2, 2024

- 80% of Democrats, 71% of Republicans, and 65% of Independents are concerned with anti-BDS laws.
- 77% of Arab Americans aged 65 and over are concerned with anti-BDS laws.

# Arab Americans are Concerned with Efforts to Ban Black History and LGBTQ Books in Schools

In some school systems across the country, specific books which were deemed controversial are being banned and removed from libraries. These include books containing Black history and LGBTQ content. How concerned are you about the efforts to ban these?



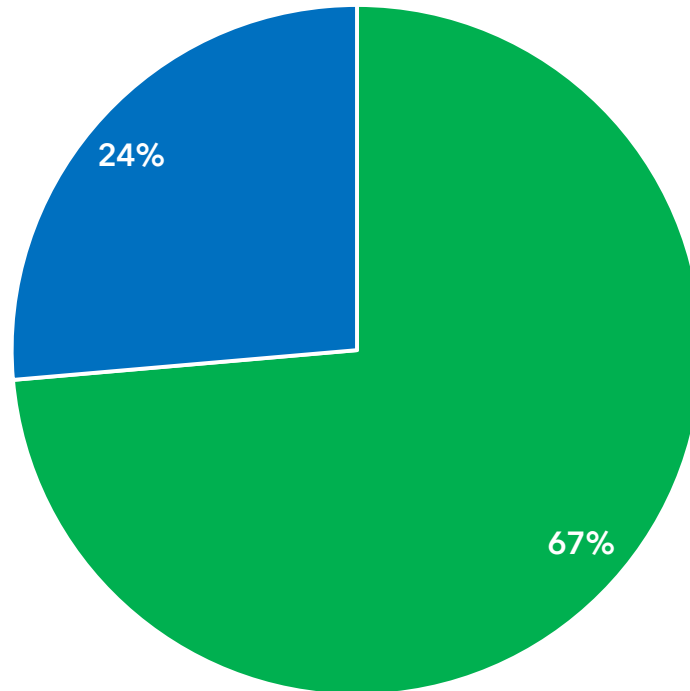
■ Very/somewhat concerned      ■ Not concerned/somewhat unconcerned

**AA** Arab American Institute Yalla Vote® Tracking Poll - October 2, 2024

- 69% of Democrats, 62% of Independents, and 55% of Republicans are concerned with the efforts to ban Black history and LGBTQ books in schools.
- A plurality of Arab Americans of all religious groups are concerned with the book ban efforts.

# Arab Americans are Concerned with the Scaling Back of DEI Programs

Some corporations are reducing or eliminating their diversity, equity, and inclusion programs or “DEI programs.” How concerned are you about companies scaling back DEI efforts?

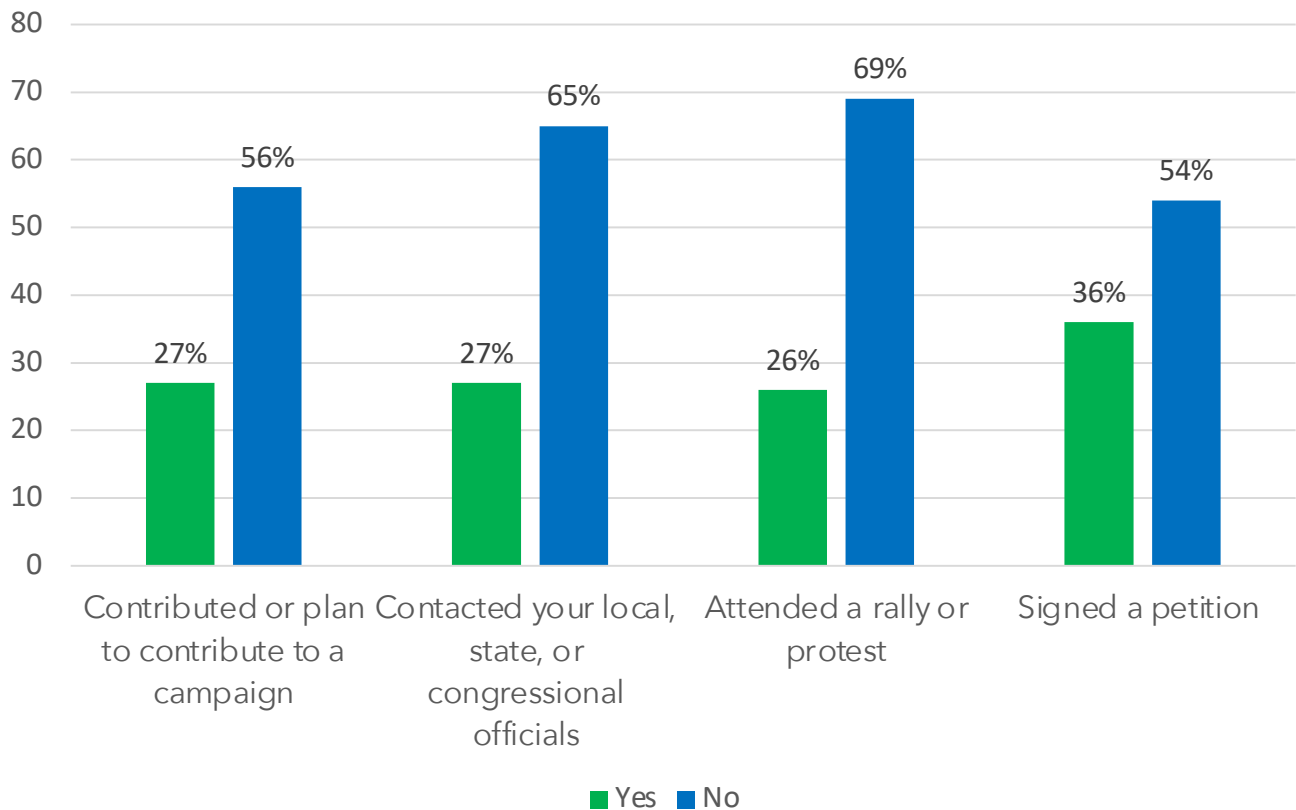


■ Very/somewhat concerned      ■ Not concerned/somewhat unconcerned

**AA** Arab American Institute Yalla Vote® Tracking Poll - October 2, 2024

- 78% of Democrats, 64% of Independents, and 59% of Republicans are concerned with the scaling back of DEI programs.
- 84% of Arab Americans aged 65 and over are concerned with the scaling back of DEI.

## Many Arab Americans are Politically Engaged



**AA** Arab American Institute Yalla Vote® Tracking Poll - October 2, 2024

- 35% of Republicans, 24% of Democrats, and 37% of 18-29-year-olds have contributed or plan to contribute to a campaign this election cycle.
- 32% of Democrats and 28% of Republicans have contacted an elected official.
- 37% of 18-29-year-olds have attended a rally or protest this election cycle.

---

## **Poll Methodology**

John Zogby Strategies was commissioned by AAI to conduct a survey of 500 Arab American voters. The poll was conducted between 9/9/2024 to 9/20/2024.

Using internal and trusted interactive partner resources, thousands of adults identified as Arab Americans were randomly invited to participate in this interactive survey. Each invitation was password coded and secure so that one respondent could only access the survey one time.

Using information based on census data, voter registration figures, and exit polls, John Zogby Strategies uses complex weighting techniques to best represent the demographics of the Arab American population being surveyed. Weighted variables may include age, ancestry, gender, region, party, education, and religion.

Based on a confidence interval of 95%, the margin of error for 500 is +/- 4.5 percentage points. This means that all other things being equal, the identical survey repeated will have results within the margin of error 95 times out of 100.

Subsets of the data have a larger margin of error than the whole data set. As a rule, we do not rely on the validity of very small subsets of the data especially sets smaller than 50-75 respondents. At that subset, we can make estimations based on the data, but in these cases the data is more qualitative than quantitative.

Additional factors can create error, such as question wording and question order.

###

For more AAI polls, visit [www.aaiusa.org/opinion-polling](http://www.aaiusa.org/opinion-polling).