


Miss Klitty

CUT & SEW YOUR OWN MISS KLITTY



Pattern & Instructions



Miss Klitty's mission: to help spark the conversation and bring this much maligned sexual organ out of the closet. **Her goal:** to change hearts and minds, demystify the clitoris, and remove the shame and stigma often associated with it.

Copyright © by End FGM Canada Network. All rights reserved. Please share far and wide.
The more Miss Klittys the better. **SAVE INK! Print pattern pages only.**


www.endfgm.ca



END FGM
CANADA NETWORK


Required Materials

Fabric



- This pattern is 9 inches high, 8 inches wide. You will need enough fabric to cut 2 pieces
- Soft and cuddly fabric with a little stretch works best


Other Items



- Printer and copy paper for printing pattern
- Marker for tracing pattern
- Scissors
- Thread and needle
- Sewing machine (optional)
- Polyester fiberfill, or similar stuffing
- Stuffing stick, chopstick, or similar (optional)

Sewing Instructions

- 1 Print page 3 and cut out the pattern.
- 2 Trace onto fabric, cut two & trim excess fabric.
- 3 With facing sides of fabric together, sew along edge.
- 4 Cut one inch slit through ONE side of fabric in the centre of Miss Klitty's back and turn inside out.
- 5 Stuff your Klitty till she is nice and plump. The chopstick comes in handy here.
- 6 Gently stitch Miss Klitty up.
- 7 **Customize your Miss Klitty** in anyway you want. Make her uniquely yours!



Show us your Klitty!

Everyone has a different Miss Klitty & every Miss Klitty is beautiful!

Make your own Miss Klitty doll, share & tag us on social media. Let's spread a message of love for Miss Klitty & the clitoris all over the world!

#MISSKLITTY #BORNPERFECT #FGMCANADA
#ENDFGM #OURISSUETOOW #HUMANRIGHTS



@EndFGMCanada



@EndFGMCanada



@canadafgm

Not into Sewing?

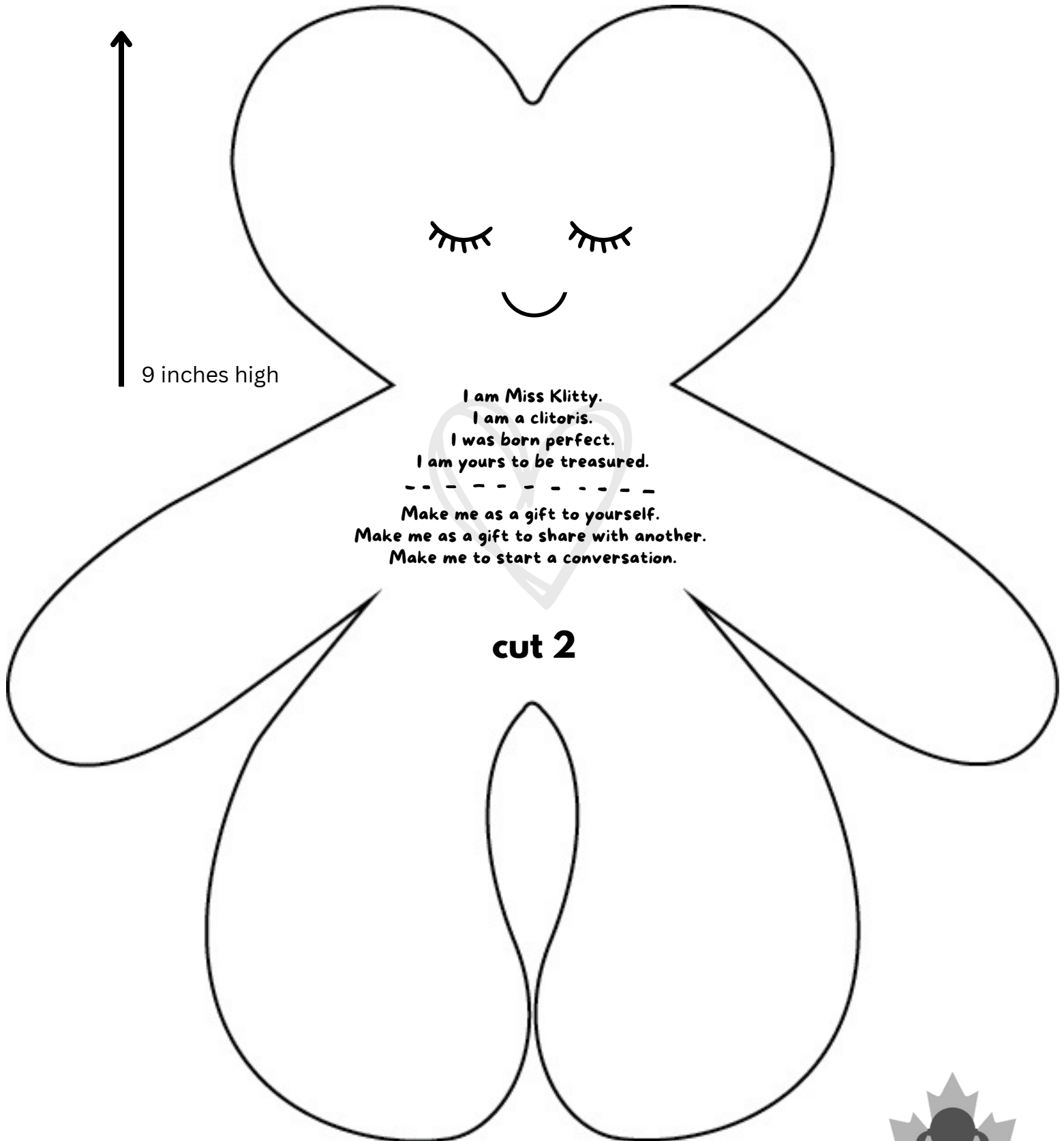
You can create a fabulous Miss Klitty with a glue gun!

- Follow steps 1 & 2.
- Use a thin line of hot glue around the edge to attach both pieces of fabric together
- Continue on with step 4.

Miss Klitty Pattern

→ 8 inches wide

↑
9 inches high



I am Miss Klitty.
I am a clitoris.
I was born perfect.
I am yours to be treasured.

Make me as a gift to yourself.
Make me as a gift to share with another.
Make me to start a conversation.

cut 2

Miss Klitty

The End FGM Canada Network is a non-partisan group of individuals and organizations working to end female genital mutilation/cutting (FGM/C) and support survivors both in Canada and abroad.

www.endfgm.ca



END FGM
CANADA NETWORK