

LIGHT SOURCE

Long life name brand LED chips and boards to ensure the highest of quality while providing even and smooth illumination throughout our luminaires.

Our luminaires are available in 2700K, 3000K, 3500K and 4000K color temperature as well as White Color Tuning (2700-6500K).

Optional 80CRI or 90CRI available in all CCT options.

LUMEN MAINTENANCE

The projected lumen maintenance of the name brand mid-powered LED's are projected to maintain 80% (L80) of their initial output for +80,000 hours.

CONSTRUCTION

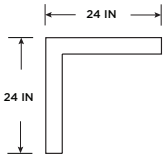
The housings are constructed of (6063T5) extruded aluminum. Our internal joiner system is designed to the highest of standards to ensure our precision cut housings align and fit tightly without light leak. Our precision fitting end caps are constructed out of die cast aluminum and our steel reflectors are painted white.

FINISH

Polyester powder, low gloss textured paint finish applied after a multi-stage pretreatment. Standard luminaire finishes include white, silver, and black. Custom color options are available. (Consult Factory).

CORNERS

Precision mitered and seam welded corners are fully illuminated.



OPTICS

Snap in extruded frosted acrylic lens

DRIVERS

All of our luminaires come standard with 1% dimming and THD <20% utilizing 0-10v constant current protocol. 120v/277v is standard with the option of 347v. Driver ambient operating temperature -30°C to +50°C.

EMERGENCY

An integral factory installed 10 watt emergency battery pack. Emergency circuit and Night Light circuit options are available.

LUMINAIRE WEIGHT

Our EOS 4.0 Pendant Direct/Indirect luminaire series are available in 2', 3', 4', 5', 6', 7' and 8' individual lengths or continuous row configurations. Continuous row configurations are joined together on-site utilizing the joiner kits provided.

QUICKSHIP



Indicates QuickShip option 10-day lead times.

Up to 500 linear feet or 100 individual luminaires. Consult Factory for larger projects.

PLEASE NOTE:

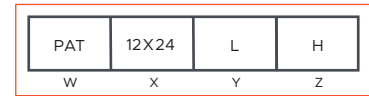
- 10-day lead times do not include weekends or holidays.
- A clean order must be received by 12:00 PM EST. All orders received after 12:00 PM EST will be entered the following day.
- Changing orders of any kind will require a new ESD.
- All QuickShip items must be on a separate PO.

PATTERN GUIDE

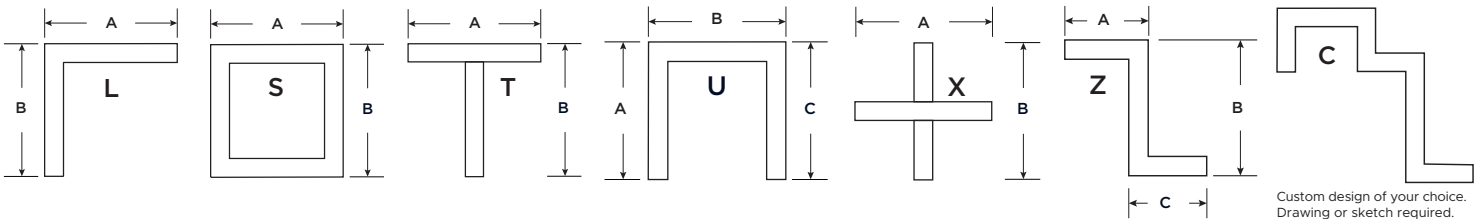
W. PATTERN		X. TOTAL FEET OF PATTERN		Y. PATTERN CODE		Z. PATTERN ORIENTATION	
Pattern	PAT	Enter length of each segment in pattern separated by an "x"	AxB AxBxC	L Pattern Square or Rectangle T Pattern U Pattern X Pattern Z Pattern Custom Pattern - Sketch or Drawing Required	L S T U X Z C	Horizontal Custom Pattern - Sketch or Drawing Required	H C

NOTES

Dimensions for Patterns are based on outside dimensions of the pattern.
 Patterns in all cases will require a signed-off submittal prior to release of an order.
 For Patterns created against walls, the layout will be created using inside wall dimensions from drawings received.



Above code gets entered in "F" LENGTH field of ordering guide.



Custom design of your choice. Drawing or sketch required.

CONTINUOUS RUN ORDER GUIDES

Please use the following run guides for fixture ordering. If your product will require a submittal, our in-house Application Engineering Team will work closely with you on your project.

ALUMINUM PRODUCT ORDER GUIDE	
RUN LENGTH (ft)	RUN CONFIGURATION - SECTION LENGTHS
9	6' + 3'
10	6' + 4'
11	6' + 5'
12	6' + 6'
13	6' + 7'
14	8' + 6'
15	8' + 7'
16	8' + 8'
17	6' + 5' + 6'
18	6' + 6' + 6'
19	6' + 7' + 6'
20	8' + 4' + 8'
21	8' + 5' + 8'
22	8' + 6' + 8'
23	8' + 7' + 8'
24	8' + 8' + 8'
25	5' + 8' + 8' + 4'
26	4' + 6' + 6' + 6' + 4'
27	6' + 8' + 8' + 5'
28	6' + 8' + 8' + 6'
29	7' + 8' + 8' + 6'

*Standard Run Configurations Shown, Consult Factory for Custom Configurations.

ALUMINUM PRODUCT ORDER GUIDE	
RUN LENGTH (ft)	RUN CONFIGURATION - SECTION LENGTHS
30	6' + 6' + 6' + 6' + 6'
31	6' + 6' + 7' + 6' + 6'
32	8' + 8' + 8' + 8'
33	5' + 8' + 8' + 8' + 4'
34	6' + 8' + 8' + 8' + 4'
35	6' + 8' + 8' + 8' + 5'
36	6' + 8' + 8' + 8' + 6'
37	8' + 8' + 5' + 8' + 8'
38	8' + 8' + 6' + 8' + 8'
39	8' + 8' + 7' + 8' + 8'
40	8' + 8' + 8' + 8' + 8'
41	5' + 8' + 8' + 8' + 8' + 4'
42	6' + 8' + 8' + 8' + 8' + 4'
43	6' + 8' + 8' + 8' + 8' + 5'
44	6' + 8' + 8' + 8' + 8' + 6'
45	7' + 8' + 8' + 8' + 8' + 6'
46	3' + 8' + 8' + 8' + 8' + 8' + 3'
47	4' + 8' + 8' + 8' + 8' + 8' + 3'
48	8' + 8' + 8' + 8' + 8' + 8'
49	5' + 8' + 8' + 8' + 8' + 8' + 4'
50	6' + 8' + 8' + 8' + 8' + 8' + 4'

*Standard Run Configurations Shown, Consult Factory for Custom Configurations.

