

POINT IN TIME REPORT 2023

ADAMS COUNTY, COLORADO

This data represents people counted as experiencing literal homelessness (HUD) on January 30, 2023. As the Point in Time (PIT) is a snapshot of homelessness on a single night with numerous variables, trending data year-over-year is highly discouraged. For dashboards and breakdowns by county, visit mdhi.org/pit.

948 PEOPLE

EXPERIENCING HOMELESSNESS ON JANUARY 30, 2023

627 SHELTERED

IN EMERGENCY SHELTER (**ES**), TRANSITIONAL HOUSING (**TH**), OR SAFE HAVEN (**SH**) PROGRAMS


321 UNSHELTERED

SLEPT ON THE STREETS OR ANOTHER PLACE NOT MEANT FOR HUMAN HABITATION (**US**)

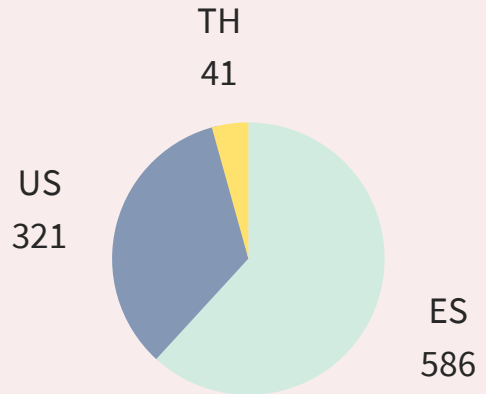


1 IN 2 FIRST TIME HOMELESS

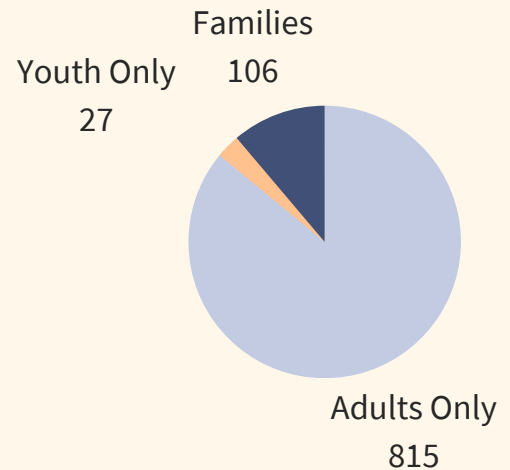
1 IN 3 CHRONICALLY HOMELESS



WHERE THEY STAYED



HOUSEHOLD TYPE



Families represent an adult household 25+ with at least one child present. *Youth Only* represents transition-aged youth 18-24, unaccompanied youth, and parenting youth. *Adults Only* represent those 25+ without children.



POINT IN TIME REPORT 2023

ADAMS COUNTY, COLORADO

This data represents people counted as experiencing literal homelessness (HUD) on January 30, 2023. As the Point in Time (PIT) is a snapshot of homelessness on a single night with numerous variables, trending data year-over-year is highly discouraged. For dashboards and breakdowns by county, visit mdhi.org/pit.

948 PEOPLE

SELF-REPORTED CONDITIONS AND BARRIERS TO HOUSING

- 34% ANY DISABLING
CONDITION
- 30% PHYSICAL DISABLING
CONDITION
- 10% DEVELOPMENTAL
CONDITON
- 33% MENTAL HEALTH
CONCERN
- 29% CHRONIC HEALTH
CONDITION
- 4% TRAUMATIC BRAIN
INJURY
- 23% SUBSTANCE USE
- 13% DOMESTIC VIOLENCE

RACIAL DISPARITIES

Black or African American people in Adams County, CO are **3.9X** overrepresented in homelessness relative to their makeup of the general population. The same is true for those identifying as **Native American or Alaska Native (2.4X)**, **Native Hawaiian or Pacific Islander (2X)**, and **Multi-Racial (1.6X)**.

Visit mdhi.org/PIT for full race data

CHARACTERISTICS

- 3% LGBTQ+
- 5% VETERANS
- 3% UNACCOMPANIED
YOUTH

