

POINT IN TIME REPORT 2024

METRO DENVER REGION

This data represents people counted as experiencing literal homelessness (HUD) on January 22, 2024. The Point in Time (PIT) is a snapshot of homelessness on a single night with numerous variables. For dashboards and breakdowns by county, visit mdhi.org/pit.

9,977 PEOPLE

EXPERIENCING HOMELESSNESS ON JANUARY 22, 2024

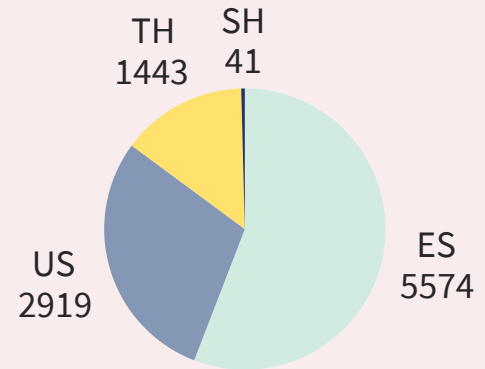
7,058 SHELTERED

IN EMERGENCY SHELTER (ES), TRANSITIONAL HOUSING (TH), OR SAFE HAVEN (SH) PROGRAMS

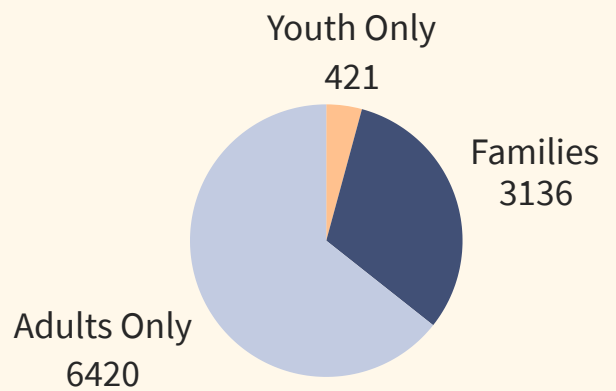
2,919 UNSHELTERED

SLEPT ON THE STREETS OR ANOTHER PLACE NOT MEANT FOR HUMAN HABITATION (US)


WHERE THEY STAYED



HOUSEHOLD TYPE



Families represent an adult household 25+ with at least one child present. *Youth Only* represents transition-aged youth 18-24, unaccompanied youth, and parenting youth. *Adults Only* represent those 25+ without children.



1 IN 3
NEWLY
HOMELESS

1 IN 3
CHRONICALLY
HOMELESS



POINT IN TIME REPORT 2024

METRO DENVER REGION

This data represents people counted as experiencing literal homelessness (HUD) on January 22, 2024. The Point in Time (PIT) is a snapshot of homelessness on a single night with numerous variables. For dashboards and breakdowns by county, visit mdhi.org/pit.

5,146 PEOPLE

SELF-REPORTED FACTORS
CONTRIBUTING TO HOMELESSNESS

- | | | |
|-----|---|-----|
| #1 | Lost Job / Couldn't Find Work | 23% |
| #2 | Unable to Pay Rent/Mortgage | 21% |
| #3 | Relationship Problems or Family Breakup | 19% |
| #4 | Alcohol / Substance Use | 17% |
| #5 | Asked to Leave / Evicted | 17% |
| #6 | Abuse / Violence at Home | 14% |
| #7 | Mental Health Condition | 12% |
| #8 | Unable to Pay Utilities | 10% |
| #9 | PTSD | 9% |
| #10 | Family / Personal Illness | 8% |

RACIAL DISPARITIES

Native Hawaiians or Pacific Islanders in Metro Denver are **10.0X** overrepresented in homelessness relative to their makeup of the general population. The same is true for those identifying as **Native American or Alaska Native (3.0X)**, **Black or African American (3.3X)**, and **Multi-Racial (1.3X)**.

Visit mdhi.org/PIT for full race data

CHARACTERISTICS

- | | |
|----|---------------------|
| 2% | LGBTQ+ |
| 7% | VETERANS |
| 3% | UNACCOMPANIED YOUTH |

