

POINT IN TIME REPORT 2024

ARAPAHOE COUNTY, COLORADO

This data represents people counted as experiencing literal homelessness (HUD) on January 22, 2024. The Point in Time (PIT) is a snapshot of homelessness on a single night with numerous variables. For dashboards and breakdowns by county, visit mdhi.org/pit.

650 PEOPLE

EXPERIENCING HOMELESSNESS ON JANUARY 22, 2024

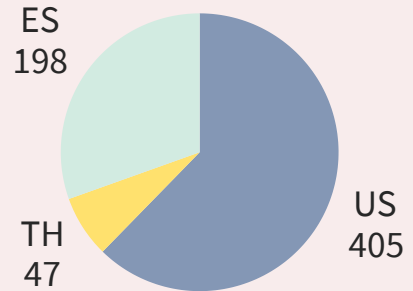
245 SHELTERED

IN EMERGENCY SHELTER (ES), TRANSITIONAL HOUSING (TH), OR SAFE HAVEN (SH) PROGRAMS

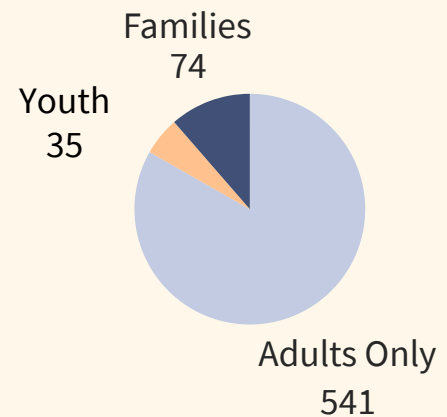
405 UNSHELTERED

SLEPT ON THE STREETS OR ANOTHER PLACE NOT MEANT FOR HUMAN HABITATION (US)


WHERE THEY STAYED



HOUSEHOLD TYPE




Families represent an adult household 25+ with at least one child present. *Youth Only* represents transition-aged youth 18-24, unaccompanied youth, and parenting youth. *Adults Only* represent those 25+ without children.



4 IN 10
NEWLY
HOMELESS

4 IN 10
CHRONICALLY
HOMELESS



POINT IN TIME REPORT 2024

ARAPAHOE COUNTY, COLORADO

This data represents people counted as experiencing literal homelessness (HUD) on January 22, 2024. The Point in Time (PIT) is a snapshot of homelessness on a single night with numerous variables. For dashboards and breakdowns by county, visit mdhi.org/pit.

515 PEOPLE

SELF-REPORTED FACTORS CONTRIBUTING TO HOMELESSNESS

#1	Alcohol / Substance Use	29%
#2	Relationship Problems or Family Breakup	21%
#3	Lost Job / Couldn't Find Work	21%
#4	Unable to Pay Rent/Mortgage	20%
#5	Abuse / Violence at Home	16%
#6	Family / Personal Illness	13%
#6	Mental Health Condition	13%
#6	Asked to Leave / Evicted	13%
#7	Disabling Conditions	10%
#7	Unable to Pay Utilities	10%

RACIAL DISPARITIES

Native Hawaiians or Pacific Islanders in Arapahoe County, CO are **2.0X** overrepresented in homelessness relative to their makeup of the general population. The same is true for those identifying as **Native American or Alaska Native (1.9X)** and **Black or African American (1.5X)**.

Visit mdhi.org/PIT for full race data

CHARACTERISTICS

- 5%** LGBTQ+
- 7%** VETERANS
- 5%** UNACCOMPANIED YOUTH

