

Concerteenies



Mouse and Bear

Activity Pack

Mouse and Bear is written and illustrated by Kev Payne.

This activity pack was written by **Polly Ives** and Cathy Bennett, and designed by Hannah Jones.

Thanks to the teachers at Arbourthorne, Pipworth and Wybourn Community Primary Schools, Grace Owen Nursery and Sheffield South East Learning Partnership who supported us in creating this pack.

The Concerteenies Musical Stories project is funded by Arts Council England, Sheffield South East Learning Partnership, Sheffield Music Hub, and the Freshgate Trust Foundation.



Contents:

Introduction	4
Warm-Ups	5
Learn the Songs	6
Meet the Musical Instruments	7
Further Creative Learning Activities	8-11
About Concerteenies	12



Introduction

Welcome to the Concerteenies Musical Stories project!

We have commissioned five new pieces of music, written by award-winning composer [Paul Rissmann](#) to be performed by [Polly Ives](#) (narrator) and five inspirational professional musicians. The pieces are based on existing books that will excite, engage and entertain children aged 2–6 years alongside their families, carers and teachers.

This activity pack accompanies the live and [online performances](#) of this book. It aims to give you ideas to explore the music, story and illustrations before and after you watch the Musical Story performance.

We really encourage you to read the book with your children before listening to the Musical Story. Buy it [here](#) or from your local bookshop.

We've made an [Intro Film](#) where you can learn the participation songs and actions and find out about the musical instrument in the story. We would love all of you (children and grown-ups) to join in and help us recreate the story!



Warm-Ups

Let's warm up our voices and bodies before we learn the songs.
[Click here](#) to watch the Intro Film – copy Cathy's actions!



Learn the Songs

There are some songs that we would love you to sing with us.
[Click here](#) to watch all of them on the intro film.

1. You Look After Me

You look after me, I look after you.

♩ = 82

Musical notation for the song 'You Look After Me'. It is written on a single staff in 2/2 time. The tempo is marked as ♩ = 82. The melody consists of quarter notes and rests. The lyrics are: 'You look af - ter me, I'll look af - ter you.'

2. There's Not Enough Room

There's not enough room for a mouse.

♩ = 90

Musical notation for the song 'There's Not Enough Room'. It is written on a single staff in 2/2 time. The tempo is marked as ♩ = 90. The melody consists of quarter notes and rests. The lyrics are: 'There's not e-nough room for a mouse. There's not e-nough room for a mouse.'

3. More Food

Give me more, give me more, give me more food.

♩ = 86

Musical notation for the song 'More Food'. It is written on a single staff in 2/2 time. The tempo is marked as ♩ = 86. The melody consists of quarter notes and rests. The lyrics are: 'Give me more, give me more, give me more food.'



Meet the Clarinets

In this story, two different types of clarinet perform the music. In the [Intro Film](#), you will meet Jack McNeill who demonstrates them.



In this Musical Story, the smaller, B flat clarinet represents Mouse. When Jack plays this music, pretend to be a mouse. How does a mouse move? What noise does it make?

The bass clarinet represents Bear. Move around like the big bear as Jack plays his low music.



Further Creative Learning Activities







After reading the book, discuss the story with your children, e.g.

- 🕒 Mouse is an artist, do you like painting or drawing? What is the last picture you made?
- 🕒 Can you remember what type of sneaky animal did not give Bear a fair share of their food? (*The fat cats*)
- 🕒 Can you remember which other animals were Mouse's friends? (*Horse, Cow and Chicken*)
- 🕒 How many different types of vegetables in the book can you name?



Acts of Kindness

When Mouse was cold and alone in the storm the other mice helped her out. Can you make a list of Acts of Kindness you could do? E.g.

-  Give someone a compliment
-  Draw a picture of one of your friends and give it to them, like Mouse does in the story
-  Write a letter or note and send it to a family member you haven't seen in a while
-  Ask a friend if they are okay
-  Smile at people
-  Help a friend who is struggling

Be an Artist Like Mouse

Join Polly for this drawing song – click [here](#) to watch the video.



Create a Storm

- 🕒 How can we create a storm making noises with our bodies? Try blowing and sshhhing and whistling through your mouth to make wind noises. Tap your fingers and hands on a table or your legs to create the sound of rain. Stamp your feet for thunder. You could also use a parachute or scarves to be the wind.
- 🕒 Start quietly and slowly get louder and louder until the storm is strong and powerful. Then, slowly let the storm calm down again until there is no sound at all.
- 🕒 You could also make your own rain maker for the storm. Get an old tube or a bottle and fill it with rice or beans. Make sure it is securely taped shut and experiment with the different rain sounds you can make.



Further Listening

- 👂 Listen to La Neige Dance (The Snow is Dancing) by Claude Debussy [here](#). Make your own paper snowflakes (watch Polly's film to help you create your own snowflake [here](#)). Can you create your own snow dance along to the piece of music using the snowflake?
- 👂 Listen to The Cat and Mouse by composer Aaron Copland [here](#). Can you imagine the cat chasing the mouse across the piano?
- 👂 Listen to The Wild Bears by Edward Elgar while you draw some mice and a bear. It's really exciting music – talk about what you think is happening. Can you listen out for a slidey trombone sound in the middle (Polly thinks this is the bear falling flat on his bottom!). Click [here](#) to watch the video.



About Concerteenies

Concerteenies is an award-winning producer of musical events and activities for young children and their adults in Sheffield and beyond. We present concerts, creative music projects, and online events in early years settings (nurseries, schools, childminders), within the community (through venues and care homes), and at home, in addition to providing training and resources. Young children are at the heart of our work, with everything we do about bringing generations together to share, enjoy, and have fun through music.

To learn more and get in contact with us, visit our website,
www.concerteenies.com

Follow us:

