




Create Your Own Zentangle

Use the boxes below to practice your own tangles (patterns). Create strings (lines and curves) that split each box into different sections. Then draw a different pattern for each section.



Create Your Own Zentangle


Create strings (lines and curves) that split the heart into different sections. Then draw a different pattern for each section.





Create Your Own Zentangle


Create strings (lines and curves) that split the star into different sections. Then draw a different pattern for each section.





Create Your Own Zentangle


Create strings (lines and curves) that split the house into different sections. Then draw a different pattern for each section.





Create Your Own Zentangle


Create strings (lines and curves) that split the butterfly into different sections. Then draw a different pattern for each section.





Create Your Own Zentangle

Create strings (lines and curves) that split the circle into different sections. Then draw a different pattern for each section.





Create Your Own Zentangle

Draw your own shape. Create strings (lines and curves) that split the shape into different sections. Then draw a different pattern for each section.