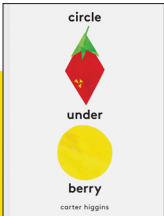


Play along with Circle Under Berry!





Circle Under Berry by Carter Higgins
is available everywhere books are sold.

These guides were created by author, motion graphics artist, and former school librarian Carter Higgins. Visit carterhiggins.com to learn more.



Play along with Circle Under Berry!




Circle Under Berry by Carter Higgins
is available everywhere books are sold.

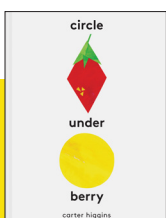
These guides were created by author, motion
graphics artist, and former school librarian
Carter Higgins. Visit carterhiggins.com to learn more.

How to read this book with KINDERGARTENERS

- ▲ This age group loves a read-aloud. Enjoy the bouncy, rich, rhythmic, unfamiliar vocabulary.
- ▲ On subsequent read-alouds, ask if they noticed any unfamiliar words. See if they can use the visual to determine a meaning. Ask, "Can you find another word for red? For green? For purple?"
- ▲ Each item in the book is made up of other shapes. Ask, "Can you find all of the shapes in the bear? Or the dragonfly? Or the guppy? Can you think of any shapes that are not in this book?"
- ▲ With the flashcards, play the book. Ask your young reader to find the cards which match the words on each page. Get a tactile experience with the spatial concepts under, over, above, below, next to, by, beside, and in between.



- ▲ Because this book plays with multiple attributes of the same item, the example above could also be yellow under diamond and scarlet over green. Ask, "Can you think of more ways to describe what you see?"
- ▲ With those same flashcards, ask your young reader to create combinations that might not be in the book. Ask, "How about frog next to bear? Triangle over pig? Purple under guppy?"
- ▲ "Can you sort everything that's alive in one pile and everything that's not alive in another?"
- ▲ The art in this book is accessible to all young artists. Ask, "Can you cut out a yellow circle? What would you turn it into? What other things are green squares? How would you make this book?"



Circle Under Berry by Carter Higgins
is available everywhere books are sold.

These guides were created by author, motion graphics artist, and former school librarian Carter Higgins. Visit carterhiggins.com to learn more.




CHRONICLE BOOKS

How to read this book with BIGGER KIDS

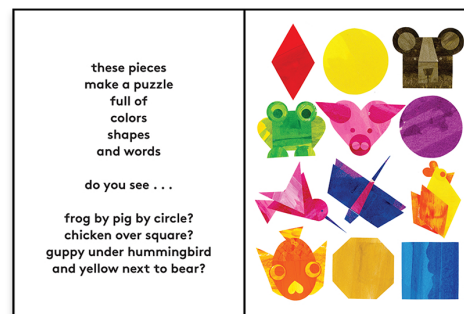
- ▲ Enjoy the bouncy, rich, rhythmic vocabulary. Can you make a word wall of color synonyms? Do red and scarlet *truly* represent the same color? Inspect a color wheel and see what you think!
- ▲ Sort the shapes and color names in this book by number of syllables. Nothing in this book is more than three syllables. Can you think of any four-syllable shapes or colors?
- ▲ This book explores spatial concepts on a 2-D plane. Using the flashcards, how else can you represent under/over and above/below?

(Hint: stack them!)



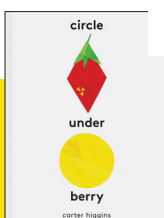
- ▲ In each page turn, the items transform from the previous page. Can you figure out the pattern?*
- ▲ Once you've figured out the pattern, play a game of RECTANGLE, OCTOPUS, INDIGO. Use the rules that you know from ROCK, PAPER, SCISSORS. Decide how your body creates each word. How will you make a color with your body? Figure out what beats what!

- ▲ Take a look at this page in the book.



- ▲ Using your flashcards, how else could you represent frog by pig by circle? Chicken over square? Yellow next to bear? It's a visual riddle! Arrange twelve flashcards in a box like this and write your own phrases! (Maybe diamond under sweet? Oval under magenta? Green by pink by sweet?)
- ▲ Would you pick different nouns if you were the author and illustrator of this book? What would you make out of a yellow circle? What about an emerald rectangle? (Challenge: make sure the noun you create matches its color and shape in the number of syllables!)

<noun>shape<color>



Circle Under Berry by Carter Higgins
is available everywhere books are sold.

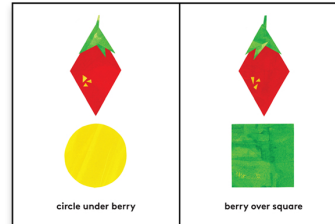
These guides were created by author, motion graphics artist, and former school librarian Carter Higgins. Visit carterhiggins.com to learn more.

How to read this book with TODDLERS

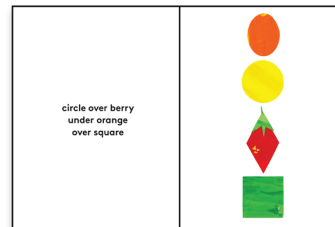
▲ Babies love bright colors!

▲ Touch each shape and count them out loud.

Some pages have 1-2.



Some have 1-2-3-4.

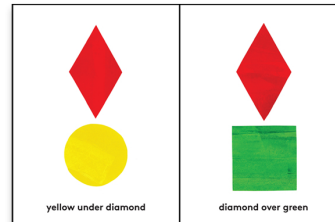


▲ Touch each shape and name the color. You can stick to Red, Orange, Yellow, Green, Blue, and Purple!

▲ Touch each shape and name the color and shape.

Red diamond. Yellow circle.


Red diamond. Green square.




▲ Ask, "What color is the lion?"

"What color is the frog?"

"Where is the diamond?"



▲ Read the text without substitutions. Hearing language is necessary for their language development. You're modeling that books are for learning and enjoying. Have fun!



Circle Under Berry by Carter Higgins
is available everywhere books are sold.

These guides were created by author, motion graphics artist, and former school librarian Carter Higgins. Visit carterhiggins.com to learn more.



CHRONICLE BOOKS