



JUNE 24-28, 2020 OKLAHOMA STATEWIDE POLL

POLITICAL CONSULTING | GOVERNMENT RELATIONS CONSULTING | STRATEGIC COMMUNICATIONS |
MEDIA AND ADVERTISING SERVICES | MARKET RESEARCH

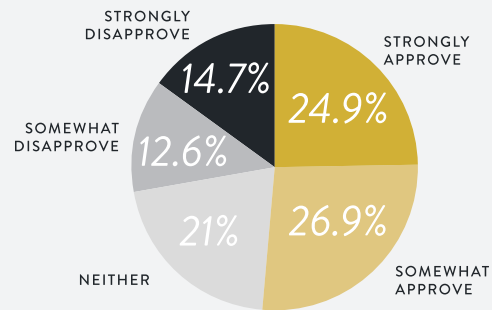
(405) 330-4499 | 200 NORTHWEST 66TH STREET #972 OKLAHOMA CITY, OK 73116 | AMBERINTEGRATED.COM

TOPLINES

This survey was conducted from June 24-28, 2021 and included a pool of 500 registered voters in Oklahoma. These survey results were weighted based on age, gender, party affiliation, level of education and race. This survey has a margin of error of 4.38% at a 95% confidence interval. The poll surveyed both cell phones and landlines and used a combination of live callers and an online panel of likely voters.

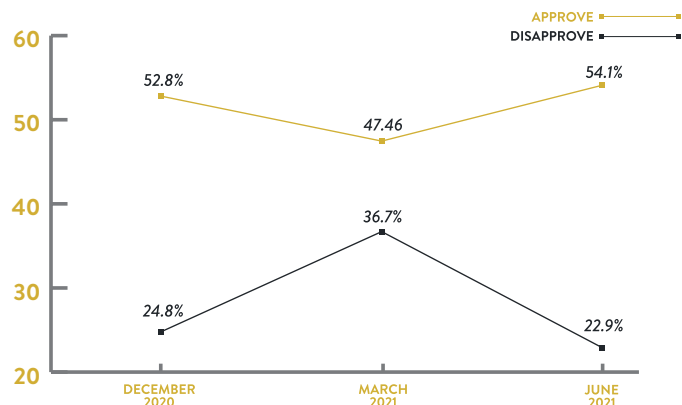
OVERALL, DO YOU APPROVE OR DISAPPROVE OF THE WAY JIM INHOFE IS HANDLING HIS JOB AS U.S. SENATOR?

STRONGLY APPROVE	24.85%
SOMEWHAT APPROVE	26.89%
NEITHER	21.00%
SOMEWHAT DISAPPROVE	12.57%
STRONGLY DISAPPROVE	14.69%



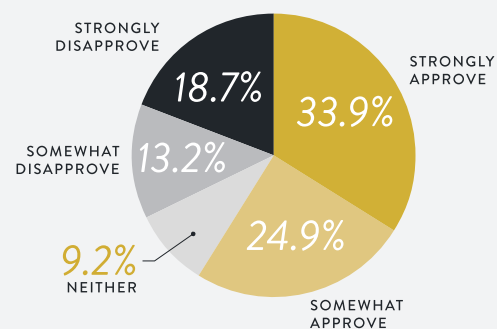
OVERALL, DO YOU APPROVE OR DISAPPROVE OF THE WAY JAMES LANKFORD IS HANDLING HIS JOB AS U.S. SENATOR?

STRONGLY APPROVE	24.83%
SOMEWHAT APPROVE	29.29%
NEITHER	23.04%
SOMEWHAT DISAPPROVE	9.25%
STRONGLY DISAPPROVE	13.59%



OVERALL, DO YOU APPROVE OR DISAPPROVE OF THE WAY KEVIN STITT IS HANDLING HIS JOB AS GOVERNOR OF OKLAHOMA?

STRONGLY APPROVE	33.95%
SOMEWHAT APPROVE	24.89%
NEITHER	9.18%
SOMEWHAT DISAPPROVE	13.24%
STRONGLY DISAPPROVE	18.74%

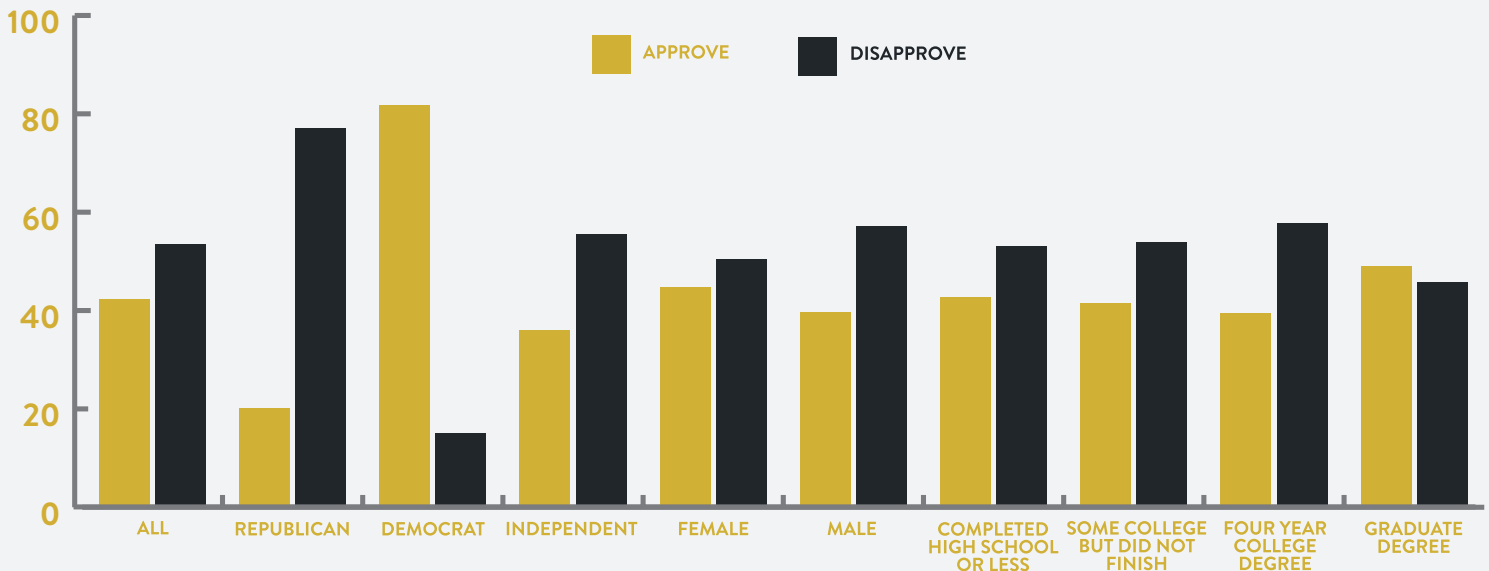


TOPLINES

This survey was conducted from June 24-28, 2021 and included a pool of 500 registered voters in Oklahoma. These survey results were weighted based on age, gender, party affiliation, level of education and race. This survey has a margin of error of 4.38% at a 95% confidence interval. The poll surveyed both cell phones and landlines and used a combination of live callers and an online panel of likely voters.

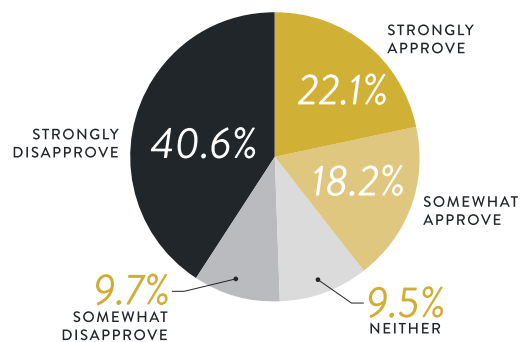
DO YOU APPROVE OR DISAPPROVE OF THE WAY JOE BIDEN IS HANDLING HIS JOB AS PRESIDENT?

STRONGLY APPROVE	25.13%
SOMEWHAT APPROVE	17.26%
NEITHER	4.02%
SOMEWHAT DISAPPROVE	12.95%
STRONGLY DISAPPROVE	40.63%



DO YOU APPROVE OR DISAPPROVE OF THE WAY KAMALA HARRIS IS HANDLING HER JOB AS VICE PRESIDENT?

STRONGLY APPROVE	22.08%
SOMEWHAT APPROVE	18.15%
NEITHER	9.50%
SOMEWHAT DISAPPROVE	9.70%
STRONGLY DISAPPROVE	40.56%

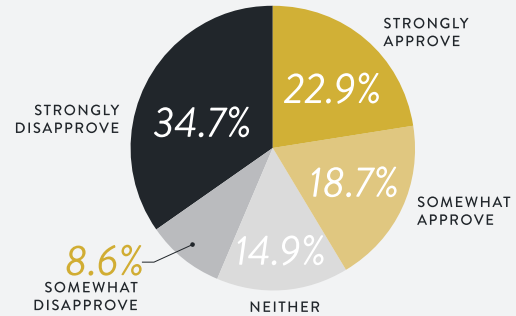


TOPLINES

This survey was conducted from June 24-28, 2021 and included a pool of 500 registered voters in Oklahoma. These survey results were weighted based on age, gender, party affiliation, level of education and race. This survey has a margin of error of 4.38% at a 95% confidence interval. The poll surveyed both cell phones and landlines and used a combination of live callers and an online panel of likely voters.

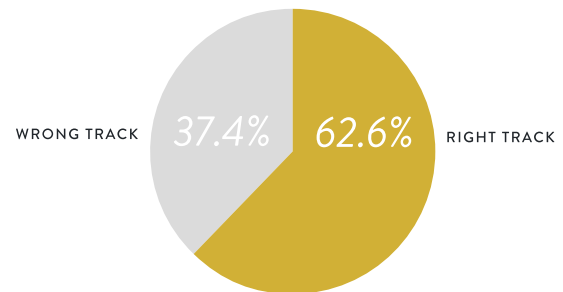
DO YOU APPROVE OR DISAPPROVE OF THE WAY ANTHONY FAUCI IS HANDLING HIS JOB AS CHIEF MEDICAL ADVISOR TO THE PRESIDENT?

STRONGLY APPROVE	22.99%
SOMEWHAT APPROVE	18.74%
NEITHER	14.98%
SOMEWHAT DISAPPROVE	8.63%
STRONGLY DISAPPROVE	34.66%



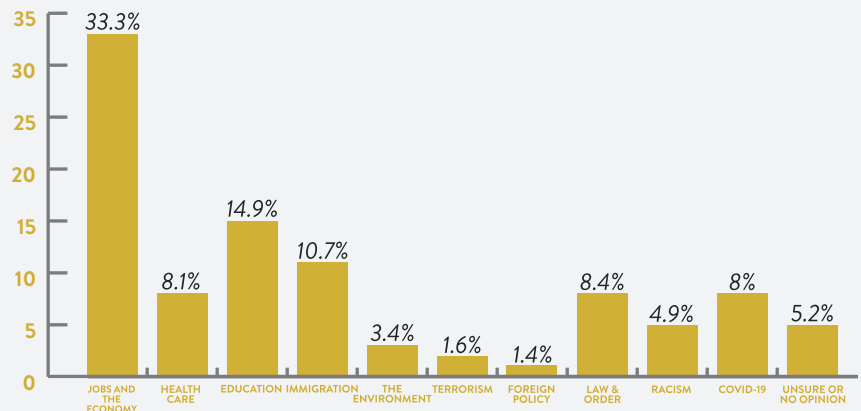
NOW, GENERALLY SPEAKING, WOULD YOU SAY THAT THINGS IN OKLAHOMA ARE GOING IN THE RIGHT DIRECTION, OR HAVE THEY PRETTY SERIOUSLY GOTTEN OFF ON THE WRONG TRACK?

RIGHT TRACK	62.56%
WRONG TRACK	37.44%



AMONG THE FOLLOWING LIST OF ISSUES, WHICH DO YOU THINK SHOULD BE THE TOP PRIORITY THAT THE STATE LEGISLATURE SHOULD BE ADDRESSING THE MOST?

JOB'S AND THE ECONOMY	33.27%
HEALTH CARE	8.11%
EDUCATION	14.93%
IMMIGRATION	10.71%
THE ENVIRONMENT	3.38%
TERRORISM	1.64%
FOREIGN POLICY	1.40%
LAW AND ORDER	8.38%
RACISM	4.98%
COVID-19	8.02%
UNSURE OR NO OPINION	5.20%

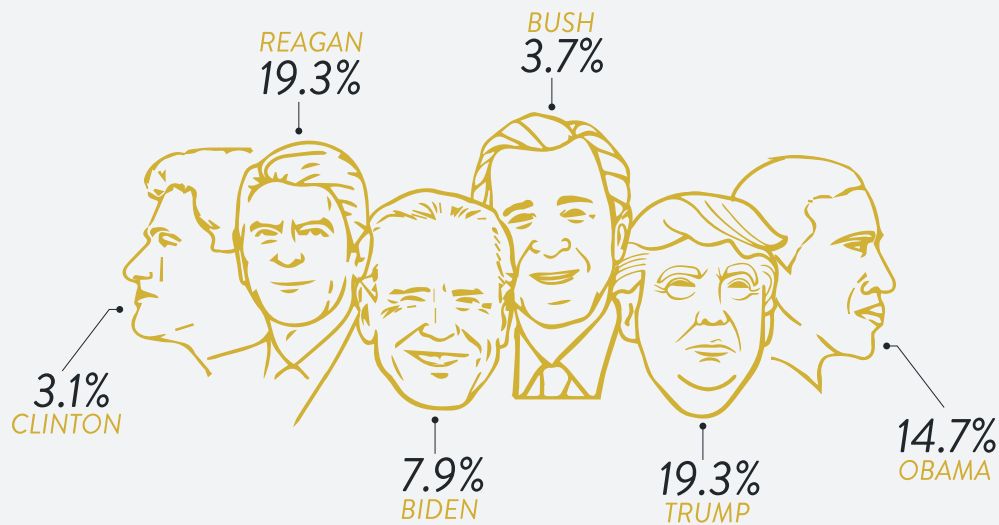


TOPLINES

This survey was conducted from June 24-28, 2021 and included a pool of 500 registered voters in Oklahoma. These survey results were weighted based on age, gender, party affiliation, level of education and race. This survey has a margin of error of 4.38% at a 95% confidence interval. The poll surveyed both cell phones and landlines and used a combination of live callers and an online panel of likely voters.

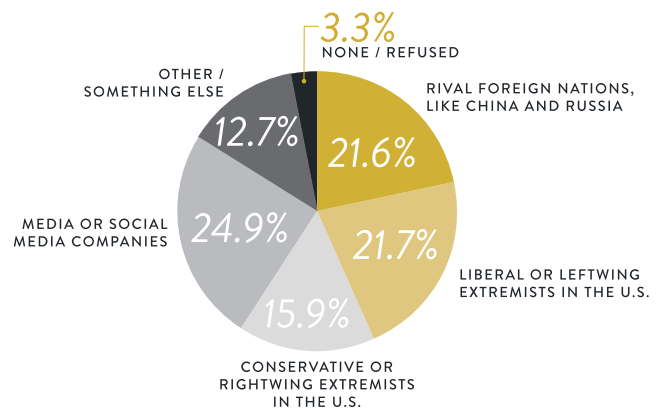
WHICH RECENT PRESIDENT DO YOU BELIEVE DESERVES TO BE ADDED TO MOUNT RUSHMORE?

DONALD TRUMP	19.25%
BARACK OBAMA	14.67%
GEORGE W. BUSH	3.67%
BILL CLINTON	3.10%
JOE BIDEN	7.99%
RONALD REAGAN	19.27%
NONE	29.40%
REFUSED	2.64%



WHICH OF THE FOLLOWING DO YOU BELIEVE IS THE GREATEST THREAT TO AMERICAN DEMOCRACY?

RIVAL FOREIGN NATIONS, LIKE CHINA & RUSSIA	21.63%
LIBERAL OR LEFTWING EXTREMISTS IN THE U.S.	21.73%
CONSERVATIVE OR RIGHTWING EXTREMISTS IN THE U.S.	15.85%
MEDIA OR SOCIAL MEDIA COMPANIES	24.85%
OTHER / SOMETHING ELSE	12.65%
NONE / REFUSED	3.28%

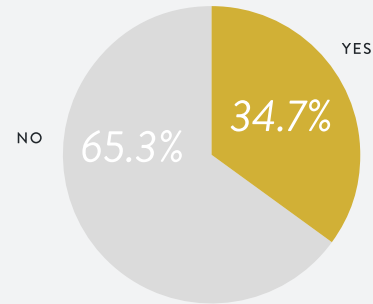


TOPLINES

This survey was conducted from June 24-28, 2021 and included a pool of 500 registered voters in Oklahoma. These survey results were weighted based on age, gender, party affiliation, level of education and race. This survey has a margin of error of 4.38% at a 95% confidence interval. The poll surveyed both cell phones and landlines and used a combination of live callers and an online panel of likely voters.

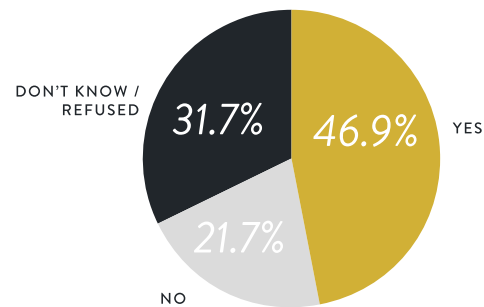
HAVE YOU SEEN, READ OR HEARD ANYTHING ABOUT THE CASE OF OKLAHOMA DEATH ROW INMATE JULIUS JONES?

YES	34.68%
NO	65.32%



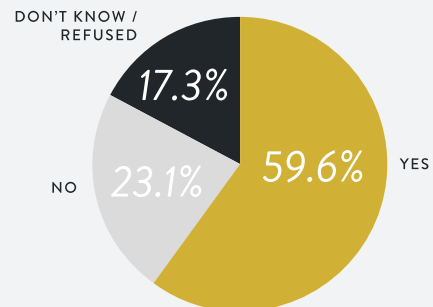
JULIUS JONES SAYS HE DID NOT KILL THE MAN HE WAS CONVICTED OF MURDERING IN 1999. DO YOU THINK HE MAY BE INNOCENT OF THAT CRIME?

YES	46.98%
NO	21.36%
DON'T KNOW / REFUSED	31.67%



DO YOU THINK THE OKLAHOMA PARDON AND PAROLE BOARD AND GOVERNOR KEVIN STITT SHOULD COMMUTE JULIUS JONES' SENTENCE TO SOMETHING OTHER THAN DEATH?

YES	59.60%
NO	23.11%
DON'T KNOW / REFUSED	17.29%

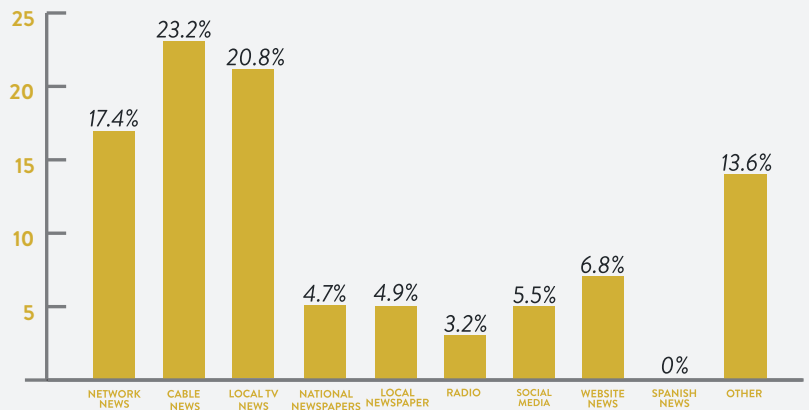


TOPLINES

This survey was conducted from June 24-28, 2021 and included a pool of 500 registered voters in Oklahoma. These survey results were weighted based on age, gender, party affiliation, level of education and race. This survey has a margin of error of 4.38% at a 95% confidence interval. The poll surveyed both cell phones and landlines and used a combination of live callers and an online panel of likely voters.

WHICH OF THE FOLLOWING WOULD YOU SAY YOU PREFER FOR GETTING NEWS?

NATIONAL NEWS BROADCASTS (ABC, CBS, NBC, PBS)	17.41%
CABLE NEWS (CNN, FOX NEWS, MSNBC)	23.16%
LOCAL TELEVISION NEWS	20.76%
NATIONAL NEWSPAPERS (NY TIMES, WASHINGTON POST)	4.67%
LOCAL NEWSPAPERS (THE OKLAHOMAN, TULSA WORLD)	4.98%
RADIO (NPR, TALK RADIO)	3.20%
SOCIAL MEDIA SITE (FACEBOOK, TWITTER, SNAPCHAT)	5.46%
GETTING NEWS FROM A NEWS WEBSITE OR APP	6.78%
SPANISH NEWS (TELEMUNDO, UNIVISION)	0.00%
OTHER	13.57%



WOULD YOU DESCRIBE YOURSELF AS VERY LIBERAL, SOMEWHAT LIBERAL, MODERATE, SOMEWHAT CONSERVATIVE, OR VERY CONSERVATIVE?

VERY LIBERAL	10.11%
SOMEWHAT LIBERAL	10.44%
MODERATE	30.62%
SOMEWHAT CONSERVATIVE	23.46%
VERY CONSERVATIVE	23.27%
DON'T KNOW / REFUSED	2.08%

